

CMT ORANGE TOOLS™


Saw Blades




Jig Saw Blades



Sabre Saw Blades



Tools for Multi-Cutters



Tools with Bore & Knives



Router Bits & Sets



CNC Router Cutters & Chucks



Industrial Dowel Drills



Bits for Hand Power Tools




Hole Saws



Power Tools



Accessories



Catalogue

English edition

2016/2017

THE WIDEST TOOLING RANGE

WOOD Magazine
1994
WOOD'S CHOICE
Best Overall
ROUTER BITS

CMT Overall Rating 10!
Top Performing Router Bits

Welcome to the 2016/2017 catalogue

Dear Customer,

Thank you for your interest in CMT products.

Take a moment to browse our new catalogue and choose from a wider range of innovative and state-of-the-art woodworking tools, from router bits, saw blades, jig and sabre saw blades, hole saws, and boring bits to oscillating tools, CNC cutters, cutter heads, chucks, power tools, and so much more!

A detailed list of spare parts on each product category is also provided to guide you through your purchase.

We continually strive to develop our technical know-how and invest in research and development, but our priority is customer care.

A satisfied customer is worth more than any other achievement, therefore each page of this catalog contains CMT's highest commitment to the professional woodworker.

Should you not find a product that suits your needs, please let us know.

Our highly skilled engineers and design technicians are always keen to assist you with your woodworking operations.

Thank you for your interest in CMT Orange Tools.

Your CMT Team




Abbreviations

A	= Cutting angle	Inches	= Inches
α	= Hook angle	K	= Kerf thickness
ATB	= Alternate top bevel grind	L	= Overall length
B	= Bore diameter	L₁	= Working length
β	= Type of grind	LB	= Adjusting length
COMBI3	= Pin-Hole 2/7/42 + 2/9/46,4 + 2/10/60	LH	= Left-hand rotation
COMBI5	= Pin-Hole 2/7/110 + 2/8,4/130 + 2/14/110 + 4/9/100 + 4/19/120	MATB	= Alternate top bevel with chamfer grind
COMBI7	= Pin-Hole 2/10/80 + 1/11/85 + 2/11/115 + 2/11/148 + 2/14/100 + 2/14/125 + 2/19/120	MTCG	= Triple chip grind (trapezoidal) with chamfer
d	= Small cutting diameter	mm	= Millimeters
D	= Diameter	P	= Plate thickness
D₂	= Overall diameter	PTFE	= Non-stick industrial coating, black and orange
D₃	= For shank diameter	R	= Radius
\emptyset	= Diameter	R₁	= Radius
FFT	= Flat flat trapezoidal	RH	= Right-hand rotation
FTG	= Flat top grind	RPM	= Round per minute
FWF	= Flat with alternate chamfer	S	= Shank diameter
H	= Cutting depth	S₁	= Shank diameter
HDF	= Hollow ground teeth	T₁	= Thickness / Maximum joint thickness
I	= Cutting length	TCG	= Triple chip grind (trapezoidal)
l₁	= Short cutting length	V	= Spurs
		Z	= Number of teeth
		\square	= On request
		\bullet	= Solid tungsten carbide

THE RIGHT TOOLS FOR THE BEST RESULTS!

Quick reference charts and pictograms help you choose the right tools for your application.



	SAW BLADES	JIG SAW BLADES	SABRE SAW BLADES	MULTI-CUTTERS	HOLE SAWS
WOOD					CARBIDE
WOOD & METAL			✓	✓	
METAL					BI-METAL
ALUMINIUM					
MULTI-MATERIAL					
PLASTIC					
MASONRY					DIAMOND
SPECIAL					





SAW BLADES

4~46

SAW BLADES



JIG SAW BLADES

47~52

JIG SAW BLADES



SABRE SAW BLADES

53~62

SABRE SAW BLADES



TOOLS FOR MULTI-CUTTERS

63~72

TOOLS FOR MULTI-CUTTERS



TOOLS WITH BORE & KNIVES

73~116

TOOLS WITH BORE & KNIVES



ROUTER BITS & SETS

117~213

ROUTER BITS & SETS



CNC ROUTER CUTTERS & CHUCKS

214~252

CNC ROUTER CUTTER & CHUCKS



INDUSTRIAL DOWEL DRILLS

253~278

INDUSTRIAL DOWEL DRILLS



BITS FOR HAND POWER TOOLS

279~297

BITS FOR HAND POWER TOOLS



HOLE SAW BLADES

298~310

HOLE SAW BLADES



POWER TOOLS & ACCESSORIES

311~341

POWER TOOLS & ACCESSORIES



DISPLAY CABINETS & SPARE PARTS

342~353

DISPLAY CABINETS & SPARE PARTS

SAW BLADES
JIG SAW BLADES
SAW BLADES
SAW BLADES
TOOLS FOR MULTI-CUTTERS
TOOLS WITH BORE & KNIVES
ROUTER BITS & SETS
CNC ROUTER CUTTER & CHUCKS
INDUSTRIAL DOWEL DRILLS
BITS FOR HAND POWER TOOLS
HOLE SAW BLADES
POWER TOOLS & ACCESSORIES
DISPLAY CABINETS & SPARE PARTS

CMT Orange Tools

SINCE 1962 - MADE IN ITALY THEN, STILL MADE IN ITALY TODAY

By now, the story has been told. After over 50 years of success and quality in manufacturing woodworking tools - orange woodworking tools, to be precise - word just sort of gets around. We have grown and we have changed, but one thing still remains the same: our commitment to making only the highest quality woodworking tools.



Pesaro, Italy



Greensboro, United States



Valencia, Spain

NEW! CMT Global Web Site!

- Full line catalogue available on line
- Instructional video on select products
- Instruction manuals available for download
- Listing of authorized CMT distributors
- Company history, tech information, testimonials and more!

CMT ORANGE TOOLS

THE ART OF CUTTING

Market Area: North America
Language: English
News: IWF 2008 - August 20-23, 2008 Atlanta More news

OUR TOOLS So, what does it take to make a CMT tool? Like all things of quality, it's not only what you do but how you do it. And anyone who works wood knows that you get out of a piece only what you put into it, and it is no different when manufacturing a tool. You choose your designs and materials carefully and you work using all of your skill and know-how. You'll be happy to know that's what we do at CMT too.

DESIGN

Everything starts with a clear idea and having the potential to express it. We have both. At CMT, our technical department uses the best of both worlds - computer technology and hands-on experience - to engineer and design each tool so that it performs flawlessly each time you use it, and to guarantee that you'll be using it for a long, long time.

MATERIALS


Turning a design into a finished product means finding the right material that will do the job and that lives up to the specifications set out in the design - quality performance from the final product depends on it. When it comes to selecting raw materials, we don't cut corners. At CMT, we know that high quality tools come only from high quality raw materials, so we use only solid bar stock steel and specially formulated micrograin carbide to manufacture our bits and blades.

MANUFACTURING

Like we said, it's not just what you do but how you do it. Over the years we have continuously invested in the latest technology in CNC machining equipment and innovative software to manufacture our tools. The result is that now our entire manufacturing process, from turning and milling the steel shanks to brazing and sharpening the carbide cutting tips, is completely automated. And since a machine is only as intelligent as the person using it, everything is operated by specifically trained operators.

THE FINAL TOUCH

A tool simply wouldn't be a CMT tool if it didn't have the trademark orange color non-stick PTFE coating on it. This unique industrial-strength surface coating is designed to withstand the physical stresses the tool undergoes during use while protecting it from residue build-up and burning. And we really like the orange color too.



QUALITY CONTROL

Nobody's perfect, but we're trying. CMT uses rigorous quality control programs and equipment to ensure that each bit has been manufactured with precision and accuracy and that it will give the long-lasting performance you expect from a CMT orange tool. CMT is in the process of adopting the directives set out in ISO 9001 which will give SPC quality control by an independent party under the Common Market Directives ISO 9001. Quality control is the final step of the production process, but it's just as important as the first.

WE RECYCLE

The water used during production must be pure and free from contaminants or hard minerals like iron or calcium which can build up and damage the machinery. CMT filters and purifies its water using a reverse osmosis system located inside the plant. Also the oil used in grinding and machining our tools must be clean and absolutely free of contaminants. Clean oil, after enough use, gets dirty, so we filter and reprocess dirty oil on the premises. This is our way of guaranteeing the quality of the oil we use, as well as contributing to help protect the environment.

OUR TRADEMARK COLOR ORANGE

As the story goes, we began small. We also put orange color surface coating on our tools, then we put our tools on the market and soon our orange tools were all over the world. Now, any woodworker anywhere in the world can tell you that orange tools means CMT, and that CMT means quality. Here at CMT we know we produce quality. You should too. That's why we have trademarked the color orange on woodworking tools - it's your guarantee that you are getting a genuine high-quality CMT product.



Loading the automated multi-axis CNC sharpening machines.



Fully automated assembly and marking.



CMET ORA
TOO

SAW BLADES



PRODUCTS	PAGE
Multi-Rip Saw Blades	9~11
Building Contractors Saw Blades	11
Universal Saw Blades	12~14
Saw Blades for Melamine & Laminated	15~19
DP Saw Blades & Scoring	20
Panel Sizing Saw Blades	21
Scoring Saw Blades	22-23
Saw Blades for Aluminium & Non-Ferrous Materials	24-25
Saw Blades for Metal & Special Materials	26-27
ITK Plus Saw Blades	28-30
DP Saw Blades for Ultra-Hard Materials	31
Saw Blades for Portable Machines	31~34
Grooving Saw Blades	35~37
Saw Blade Accessories	37
Portable Machine Index	38-39
Saw Blade Index	40~46

HOW WE PRODUCE OUR HIGH QUALITY BLADES

CMT stands for quality, which means we put quality into everything we do. It only makes sense. At CMT we figure that if our router bits are going to be top quality, high-performance and orange, then our saw blades should be too. And to do that, we simply follow the same guidelines for our blades that we do for our bits: we start with a solid design, use only the best materials and manufacture with skill and care. And of course, make sure they are trademark orange.



DESIGN

The simplicity of a circular saw blade design is in reality a complexity of technical considerations. Each blade has to make a certain type of cut, and this requires careful analysis of hook and grind angles, gullet designs, to location of sound dampening slots and the thickness of the blade - just to name a few. So in order for us to get the best design for our blades - and for you to get the best performance from them - we use the same method that we use to engineer our router bits: we combine the knowledgeable minds and experience of our technical department and the latest computer technology. The result is a superior blade that has some rather special "standard" features:

Anti-vibration Design. The anti-vibration cuts in the blade do exactly what their name implies: they are the anti in anti-vibration. This translates into less chattering during cutting and consequently it lengthens the life of the blade. Anti-vibration also means a flawless cut, so stabilizers and scoring blades are no longer necessary.

Expansion Slots. These little hook-shaped cuts in the blade help to reduce noise while regulating the expansion and contraction of the blade as it generates heat during cutting operations.



MATERIALS

When it comes down to it, saw blades are much like router bits - it's just two components: steel and carbide. So in selecting the raw materials, we are every bit as picky with our saw blades as we are with our router bits. Besides, why mess with a winning formula like superior steel and tungsten carbide?

Steel. It's the heart of the blade, so CMT uses only the finest steel available: super 42-44 Rockwell hardness steel.

Carbide. The cutting tips of every CMT blade are made from the best grades of micrograin carbide.

MANUFACTURING

CMT saw blades are machined on automated CNC machines, from start to finish. The advanced technology and precision of these machines ensures uniform quality on every blade while giving us the possibility to carry out more efficient quality controls.

Laser Cutting. The steel plate of the blade is laser cut, NEVER die cut, from superior strength steel. This way of cutting steel is not only extremely precise but it makes it possible to cut harder strengths of steel and does not stress the plate while cutting, so the resulting blade is flat and true and more resistant to warping.

Grinding & Tensioning. After it has been cut, the blade is polished and tensioned, the evidence of which can be seen in the superior finish and a tension ring that are visible on the blade. Then the central bore is ground to a smooth finish so that the blade will fit precisely on the saw arbor and will have perfect concentricity during rotation. The seats for the carbide teeth are also ground, making sure that the carbide tips fit perfectly, providing the right conditions for making a secure braze.



Silver-Copper-Silver Sandwich Brazing. Once again, experience has been a good teacher. Automated brazing with a special silver-copper-silver “sandwich” brazing compound yields excellent results and reduces the chances of failed welds. In addition, this combination of metals is critical during brazing because as the steel body and the carbide tipped teeth are heated and cooled, they expand and contract at different rates.

The copper layer acts as a buffer and keeps the carbide from cracking during cool down shrinkage.

When woodworking, the copper provides flexibility and resistance to impact which in turn protects the carbide tips and steel shoulders when cutting through harder substances or knots in the wood.

Specially Formulated Carbide Tips. What is true for router bit carbide tips is also true for the carbide tips on saw blades: what’s good for one type of blade may not be good for another.

At CMT, we have studied carbide formulas and their impact on blade performance and have developed specially formulated carbide tips to match each blade’s application. Larger blades require an extra-fine harder carbide that holds its edge and resharpens easily, while smaller blades need a special carbide that can withstand the occasional nail or imperfections that often occur in construction work.

For each blade and each use, there is carbide made especially for it.

Sharpening & Laser Marking. The final step is sharpening the micrograin carbide teeth. During the sharpening phase, each angle is ground to razor-sharp precision - down to the Milacron - on multi-axis CNC machines.

We also laser mark our blades so you have all the details about the blade type and its uses, right there on the blade.

Quality Control. We always manually check the quality of our blades at each step of the manufacturing process. However, now we also use a fully automatic measuring process that measures every dimension of the blades without actually coming into contact with it.



CMT's fully automatic measuring system.

















Packaging & Instructions. CMT blades are packed and protected for shipping, display and storage in either a sturdy cardboard box or in a patented heavy duty HDPE plastic case that’s as durable as our tools. Illustrated instructions for resharpening are included with your CMT blade so that you have all the details you need to keep the blade sharp, which will also help you extend the life of the blade.



CMT ORANGE TOOLS. Manufacturers of high quality woodworking tools since 1962, we are still proud to put “Made in Italy” on all our orange tools.

Maximizing Saw Performance




BLADE'S RANGE	ORANGE CHROME	INDUSTRIAL / XTREME	ITK PLUS	CONTRACTOR
PERFORMANCE	SUPERIOR ★★★★★	BEST ★★★★★	BETTER ★★★	GOOD ★★
DESCRIPTION	Designed for professional woodworkers who require high precision and durability from their saw blades. Special chrome carbide reduces tooth abrasion, whereas the chrome plated body protects against rust, corrosion and guarantees long-lasting performance. 	Designed for fine woodworkers, finish carpenters, construction and industrial users who run their blades all day long demanding ultimate precision and extended life, while conquering the most challenging applications. 	Designed for the professional contractor and remodeler, CMT's ITK Plus delivers a clean, fast, effortless cut through wood and wood composite material. With a nice balance of features to price the ITK Plus line as a great value. 	Designed for the contractor and remodeler CMT's Contractor thin-kerf blade line delivers solid performance at a very economical price. Ideal for any construction projects that require cutting wood and wood composite material. 
USER	Professional Woodworker	Professional	Contractor & Remodeler	Contractor & Remodeler
USAGE	Run All Day	Run All Day	Daily Use	Daily Use
PRICE POINT	Premium	Premium	Mid	Value
MATERIALS	Wood, plywood, OSB, laminate, melamine, mouldings, MDF.	Wood, Wood with nails, Plywood, OSB, Laminate, Melamine, MDF, Non-Ferrous, Metals, Stainless Steel, Plastics, Fiberglass, Solid Surface.	Wood, Composite Decking, Plywood, OSB, Laminate, Melamine, MDF, Fibercement.	Wood, Composite Decking, Plywood, OSB, Laminate, Melamine, MDF.
STEEL PLATE	LASER-CUT PREMIUM QUALITY STEEL PLATE Made of 46-48 HRC precision German steel which is laser-cut to provide tighter tolerances ensuring longer life and more accurate cuts.	LASER-CUT PREMIUM QUALITY STEEL PLATE Made of 46-48 HRC precision German steel which is laser-cut to provide tighter tolerances ensuring longer life and more accurate cuts.	HEAVY-DUTY LASER-CUT PLATE Made of a thin & strong plate, laser cut from the finest steel which is then hardened to 44 HRC to ensure a longer life and more accurate cuts.	HEAVY-DUTY STAMPED DIE CUT PLATE Made of a thin & strong plate cut from the finest steel which is then hardened to 44 HRC to ensure a longer life and more accurate cuts.
CARBIDE TEETH	 INDUSTRIAL CHROMIUM MICROGRAIN CARBIDE Cutting teeth are made from a specially formulated chromium micrograin carbide which stays sharper longer by reducing cutting edge abrasion, improving cut quality and tool life.	 INDUSTRIAL CHROMIUM MICROGRAIN CARBIDE Special formulated chromium micrograin carbide which stays sharper longer by reducing cutting edge abrasion, improving cut quality and tool life.	 INDUSTRIAL SINTERHIP HI-DENSITY CARBIDE™ The new process SinterHIP (high temperature 1025°C and high pressure 105 bar) creates a porosity-free and Hi-Density carbide which provides a longer cutting life than traditional carbide.	 LONG LASTING CONSTRUCTION GRADE CARBIDE A specially formulated construction grade carbide which provides a longer cutting life and great resistance to impact.
KERF	THICK	FULL KERF	THIN-KERF	THIN-KERF
BRAZING	 TRI-METAL BRAZING The Silver-Copper-Silver tri-metal brazing process lets the teeth withstand the severe impact caused by cutting harder woods and composite material.	 TRI-METAL BRAZING The Silver-Copper-Silver tri-metal brazing process lets the teeth withstand the severe impact caused by cutting harder woods and composite material.	SILVER BRAZING The silver brazing process lets the teeth withstand the standard impact caused by cutting soft woods and composite material.	SILVER BRAZING The silver brazing process lets the teeth withstand the standard impact caused by cutting soft woods and composite material.
COATING	 CHROME COATING Blade plate is covered with a chrome layer to protect your tool against corrosion and rust, guaranteeing a longer tool life.	HARD LACQUER Protects against corrosion and rust.	 NON-STICK ORANGE SHIELD COATING Keeps the blade running cool, reduces pitch build up and protects against corrosion. Ideal for all types of wood including wet lumber.	HARD LACQUER Protects against corrosion and rust.
EXPANSION SLOTS	 LASER-CUT HEAT EXPANSION SLOTS Are engineered to allow the blade to expand when heat build-up occurs from use, preventing blade warping.	LASER-CUT HEAT EXPANSION SLOTS Are engineered to allow the blade to expand when heat build-up occurs from use, preventing blade warping.	LASER-CUT HEAT EXPANSION SLOTS Are engineered to allow the blade to expand when heat build-up occurs from use, preventing blade warping.	HEAT EXPANSION SLOTS Are engineered to allow the blade to expand when heat build-up occurs from use, preventing blade warping.
SOUND DAMPENING CHANNELS	LASER-CUT SLOTS FILLED WITH SOUND-DAMPENING MATERIAL Slots are filled with polyurethane to reduce vibrations and noise (10% less than standard saw blades), improving cut quality and blade life.	LASER-CUT SOUND-DAMPENING CHANNELS Are specifically designed to dampen running noise and control wobbling caused by unwanted harmonic vibration.	LASER-CUT SOUND-DAMPENING CHANNELS Are specifically designed to dampen running noise and control wobbling caused by unwanted harmonic vibration.	✗
TENSIONING RINGS	TENSIONING RING A visible tension ring on the blade body provides stability during cut and perfect concentricity during rotation.	TENSIONING RING A visible tension ring on the blade body provides stability during cut and perfect concentricity during rotation.	✗	✗
SHARPENING	 PRECISION MIRROR FINISH SHARPENING Each tooth is ground to razor sharp precision on a multi-axis CNC machine which creates the perfect edge angles, guaranteeing extra-clean cuts and extended life. Featuring less than 0.25 µm Rmax in edge roughness.	 PRECISION MIRROR FINISH SHARPENING Each tooth is ground to razor sharp precision on a multi-axis CNC machine which creates the perfect edge angles, guaranteeing extra-clean cuts and extended life. Featuring less than 0.25 µm Rmax in edge roughness.	 SHEAR ANGLE SHARPENING The shear angle grind on the teeth's front face produces smooth cuts, while reducing the cutting force needed and improving cutting performance.	STANDARD SHARPENING Each tooth is sharpened with accuracy and control to guarantee clean cuts and longer lifetime.

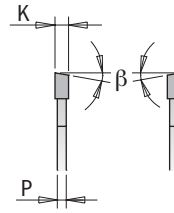
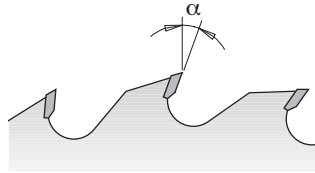


279

APPLICATION: for rip cuts where the rakers prevent the wood contact with the steel plate.
MACHINES: multi-rip machines with one or two shafts.
MATERIAL: (wet or dry) soft and hardwood.



HV10: 1.640
N/mm²: 2.200



EXCELLENT Multiple Rip Wood

D mm	B mm	Key way 	Z	K mm	P mm	H mm	α	β	ORDER NO.
250	30		20+4	3,2	2,2	65	18°	10° ATB	279.020.10M
250	70	21 x 5	20+4	3,2	2,2	65	18°	10° ATB	279.020.10V
250	80	13 x 5	20+4	3,2	2,2	65	18°	10° ATB	279.020.10W
300	30		24+4	3,2	2,2	80	18°	10° ATB	279.024.12M
300	60	21 x 5	24+4	3,2	2,2	80	18°	10° ATB	279.024.12U
300	70	21 x 5	24+4	3,2	2,2	80	18°	10° ATB	279.024.12V
300	80	13 x 5	24+4	3,2	2,2	80	18°	10° ATB	279.024.12W
350	30		28+4	3,5	2,5	105	18°	10° ATB	279.028.14M
350	60	21 x 5	28+4	3,5	2,5	105	18°	10° ATB	279.028.14U
350	70	21 x 5	28+4	3,5	2,5	105	18°	10° ATB	279.028.14V
350	80	14 x 5	28+4	3,5	2,5	105	18°	10° ATB	279.028.14W
400	30		28+6	4,0	2,8	120	18°	10° ATB	279.028.16M
400	70	21 x 5	28+6	4,0	2,8	120	18°	10° ATB	279.028.16V

Multi-Rip Anti-Kickback Saw Blades *Industrial Line*

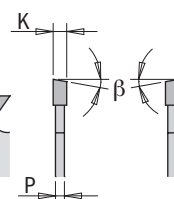
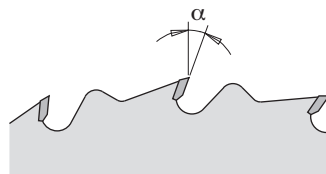


278

APPLICATION: for rip cuts where the special steel plate prevents vibrations during work
MACHINES: multi-rip machines with one or two shafts.
MATERIAL: dry, soft and hardwood.



HV10: 1.640
N/mm²: 2.200



EXCELLENT Multiple Rip Wood

D mm	B mm	Pin Hole 	Key way 	Z	K mm	P mm	α	β	ORDER NO.
300	30	2/10/60		28	3,2	2,2	18°	10° ATB	278.028.12M
300	70		21 x 5	28	3,2	2,2	18°	10° ATB	278.028.12V
350	30	2/10/60		36	3,5	2,5	18°	10° ATB	278.036.14M
350	70		21 x 5	36	3,5	2,5	18°	10° ATB	278.036.14V

Thin-Kerf Multi-Rip Saw Blades with Rakers *Industrial Line*

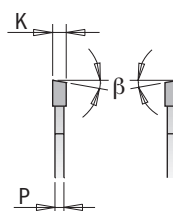
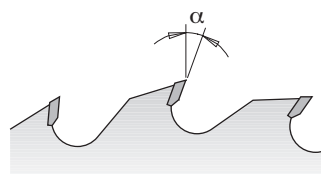
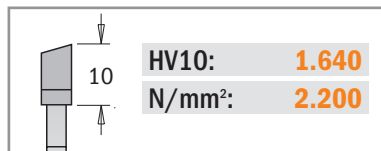



280

APPLICATION: for rip cuts where the thin-kerf reduces material wastes.

MACHINES: multi-rip machines with one or two shafts.

MATERIAL: wet or dry hardwood.



D mm	B mm	Key way	Z	K mm	P mm	H mm	α	β	ORDER NO.
180	40		21+3	2,5	1,8	30	18°	FLAT	280.021.07S
200	40		21+3	2,5	1,8	35	18°	FLAT	280.021.08S
250	70	21 x 5	20+4	2,7	1,8	50	18°	10° ATB	280.020.10V
250	80	13 x 5	20+4	2,7	1,8	50	18°	10° ATB	280.020.10W
300	70	21 x 5	24+4	2,7	1,8	60	18°	10° ATB	280.024.12V
300	80	13 x 5	24+4	2,7	1,8	60	18°	10° ATB	280.024.12W

Thick-Kerf Multi-Rip Saw Blades with Rakers *Industrial Line*

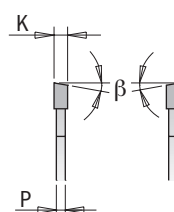
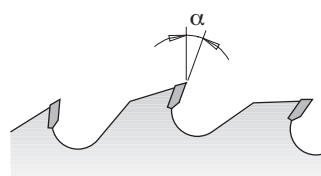
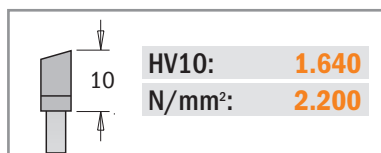



277

APPLICATION: for rip cuts. Mounted on the sides of gang rip saws, these act as shoulder saw blades and help ensure stability and reduce vibrations under extreme work load.

MACHINES: multi-rip machines with one or two shafts.

MATERIAL: thick wet or dry hardwood.



D mm	B mm	Key way	Z	K mm	P mm	H mm	α	β	ORDER NO.
300	30		24+4	4,0	2,8	80	18°	10° ATB	277.024.12M
300	70	21 x 5	24+4	4,0	2,8	80	18°	10° ATB	277.024.12V
300	80	13 x 5	24+4	4,0	2,8	80	18°	10° ATB	277.024.12W
350	30		24+6	4,2	2,8	105	18°	10° ATB	277.024.14M
350	70	21 x 5	24+6	4,2	2,8	105	18°	10° ATB	277.024.14V

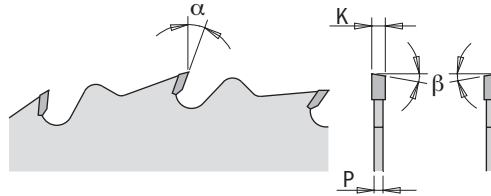
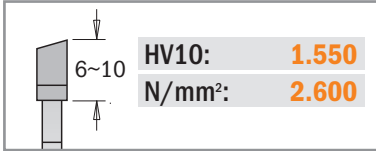


286

APPLICATION: for rip and crosscuts especially designed for building contractors.

MACHINES: table saws and portable machines.

MATERIAL: soft and hardwood, panels with nails, metal clips and pieces of concrete.



D mm	B mm	Pin Hole 	Z	K mm	P mm	α	β	ORDER NO.
250	30	COMBI3	16	2,8	1,8	15°	5° ATB	286.016.10M
300	30	COMBI3	20	2,8	1,8	15°	5° ATB	286.020.12M
300*	30	COMBI3	48	3,2	2,2	15°	10° ATB	286.048.12M
315	30	COMBI3	24	3,2	2,2	15°	5° ATB	286.024.13M
350	30	COMBI3	24	3,2	2,2	15°	5° ATB	286.024.14M
400	30	COMBI3	28	3,2	2,2	15°	5° ATB	286.028.16M
450	30	2/10/60	32	3,8	2,8	15°	5° ATB	286.032.18M
500	30	2/10/60	36	3,8	2,8	15°	5° ATB	286.036.20M
550	30	2/10/60	40	4,2	3,2	15°	5° ATB	286.040.22M
600	30	2/10/60	40	4,2	3,2	15°	5° ATB	286.040.24M
700	30	2/10/60	46	4,4	3,2	15°	5° ATB	286.046.28M

Shop tips: Use our reduction ring from 30 to 25mm order n. 299.225.00 (for rip saw blades Ø250-300-315)
Use our reduction ring from 30 to 25mm order n. 299.228.00 (for rip saw blades Ø350 and larger)

*without limiter

Rip Saw Blades Industrial Line


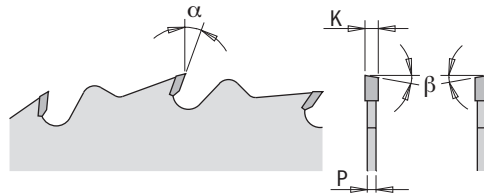
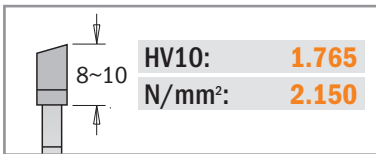


285-290-293

APPLICATION: for rip and glue line rip cuts.

MACHINES: table and special saws, portable and ripping machines for automatic or manual feeding.

MATERIAL: soft and hardwood.


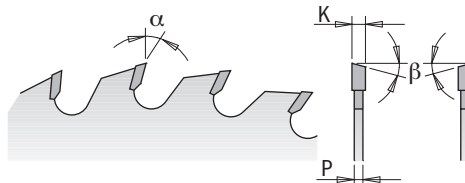
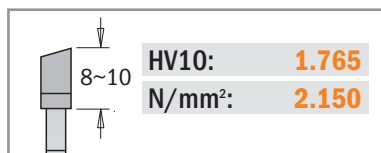


D mm	B mm	Pin Hole 	Z	K mm	P mm	α	β	ORDER NO.
250	30	COMBI3	24	2,8	1,8	20°	10° ATB	290.250.24M
270	30	2/7/42	28	2,8	1,8	20°	10° ATB	290.270.28M
300	30	COMBI3	24	3,2	2,2	20°	10° ATB	293.024.12M
300	35		24	3,2	2,2	20°	10° ATB	293.024.12R
305	30	2/10/60	28	2,8	1,8	20°	10° ATB	293.028.22M
315	30	COMBI3	28	3,2	2,2	20°	10° ATB	293.028.12M
315	30	2/10/60 + 2/7/42	36	3,2	1,8	15°	5° ATB	285.036.13M
350	30	COMBI3	28	3,5	2,5	20°	10° ATB	293.028.14M
350	35		28	3,5	2,5	20°	10° ATB	293.028.14R
400	30	COMBI3	36	3,5	2,5	20°	10° ATB	285.036.16M
450	30	2/10/60	36	3,8	2,8	20°	10° ATB	285.036.18M
500	30	COMBI3	44	4,0	2,8	20°	10° ATB	285.044.20M



285-291-294

APPLICATION: for optimal quality rip and crosscuts.
MACHINES: table and special saws, portable machines.
MATERIAL: soft and hardwood, wood-based panels.



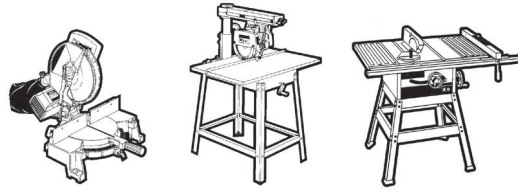
D mm	B mm	Pin Hole 	Z	K mm	P mm	α	β	ORDER NO.
200	30	2/10/60 + 2/7/42	36	3,2	2,2	15°	10° ATB	285.036.08M
200	30	2/10/60 + 2/7/42	48	3,2	2,2	15°	15° ATB	285.048.08M
250*	20	COMBI3	40	3,2	2,2	15°	10° ATB	285.040.10H
250	30	COMBI3	40	3,2	2,2	15°	10° ATB	285.040.10M
250	30	COMBI3	48	3,2	2,2	15°	10° ATB	285.048.10M
250	30	COMBI3	60	3,2	2,2	10°	15° ATB	285.060.10M
250	35		40	3,2	2,2	15°	10° ATB	285.040.10R
250	35		60	3,2	2,2	10°	15° ATB	285.060.10R
254	30	COMBI3	48	2,4	1,8	- 5° Neg.	15° ATB	294.048.10M
254	30	COMBI3	60	2,4	1,8	- 5° Neg.	15° ATB	294.060.10M
260	30	2/10/60 + 2/7/42	48	2,8	1,8	15°	10° ATB	285.048.11M
260	30	2/10/60 + 2/7/42	60	2,8	1,8	10°	15° ATB	285.060.11M
260	30	COMBI3	60	2,5	1,8	- 5° Neg.	15° ATB	294.060.11M
270*	30	2/7/42	42	2,8	1,8	15°	15° ATB	291.270.42M
275	20		42	3,2	2,2	15°	10° ATB	285.042.11H
280*	30	2/10/60 + 2/7/42	64	2,8	1,8	10°	15° ATB	295.064.11M
300*	20	COMBI3	48	3,2	2,2	15°	10° ATB	285.048.12H
300	30	COMBI3	36	3,2	2,2	15°	10° ATB	285.036.12M
300	30	COMBI3	48	3,2	2,2	15°	10° ATB	285.048.12M
300	30	COMBI3	60	3,2	2,2	15°	10° ATB	285.060.12M
300	30	COMBI3	72	3,2	2,2	10°	15° ATB	285.072.12M
300	35		48	3,2	2,2	15°	10° ATB	285.048.12R
300	35		72	3,2	2,2	10°	15° ATB	285.072.12R
305*	30	2/10/60 + 2/7/42	54	2,8	1,8	-5° Neg.	15° ATB	294.054.22M
315*	30	COMBI3	54	3,2	2,2	15°	10° ATB	294.054.12M
350	30	COMBI3	54	3,5	2,5	15°	10° ATB	285.054.14M
350	30	COMBI3	72	3,5	2,5	15°	10° ATB	285.072.14M
350	30	COMBI3	84	3,5	2,5	10°	15° ATB	285.084.14M
350	35		54	3,5	2,5	15°	10° ATB	285.054.14R
350	35		84	3,5	2,5	10°	15° ATB	285.084.14R
400	30	COMBI3	48	3,5	2,5	20°	10° ATB	285.048.16M
400	30	COMBI3	60	3,5	2,5	10°	15° ATB	285.060.16M
450	30	2/10/60	54	3,8	2,8	15°	15° ATB	285.054.18M
450	30	2/10/60	66	3,8	2,8	10°	15° ATB	285.066.18M
500	30	2/10/60	60	3,8	2,8	15°	15° ATB	285.060.20M
500	30	2/10/60	72	3,8	2,8	10°	15° ATB	285.072.20M
550	30	2/10/60	60	4,2	3,2	10°	15° ATB	285.060.22M
550	30	2/10/60	96	4,2	3,2	10°	15° ATB	285.096.22M
600	30	2/10/60	66	4,2	3,2	10°	15° ATB	285.066.24M
700	30	2/10/60	72	4,4	3,2	10°	15° ATB	285.072.28M

*Non-low noise



285-294

APPLICATION: for optimal quality crosscuts.
MACHINES: table and sizing saws, portable machines.
MATERIAL: soft, hard and exotic wood, wood-based panels.



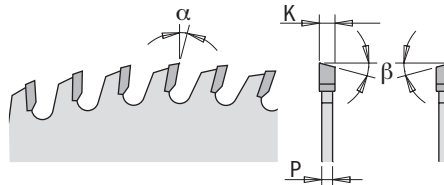
EXCELLENT

Two-Sided Melamine Plywood

GOOD

Rip Wood Cross Wood

HV10: 1.950
N/mm²: 2.300



D mm	B mm	Pin Hole	Z	K mm	P mm	α	β	ORDER NO.
150	30	2/7/42	48	3,2	2,2	5°	15° ATB	285.048.06M
160	20	2/6/32	48	2,2	1,6	5°	15° ATB	285.160.48H
180	30	2/7/42	56	3,2	2,2	5°	15° ATB	285.056.07M
200	30	2/10/60 + 2/7/42	64	3,2	2,2	5°	15° ATB	285.064.08M
250	30	COMBI3	80	3,2	2,2	5°	15° ATB	285.080.10M
250	35		80	3,2	2,2	5°	15° ATB	285.080.10R
300	30	COMBI3	96	3,2	2,2	5°	15° ATB	285.096.12M
300	35		96	3,2	2,2	5°	15° ATB	285.096.12R
305	30	COMBI3	72	3,2	2,2	10°	15° ATB	285.072.22M
305	30	COMBI3	72	3,2	2,2	-5° Neg.	15° ATB	294.072.22M
315	30	2/10/60 + 2/7/42	72	3,2	2,2	10°	15° ATB	285.072.13M
350	30	COMBI3	108	3,5	2,5	5°	15° ATB	285.108.14M
350	35		108	3,5	2,5	5°	15° ATB	285.108.14R
400	30	COMBI3	96	3,5	2,5	10°	15° ATB	285.096.16M
400	30	2/10/60 + 2/7/42	120	3,5	2,5	10°	15° ATB	285.120.16M

Super Finishing Saw Blades for Cutting Frames *xTreme Line*



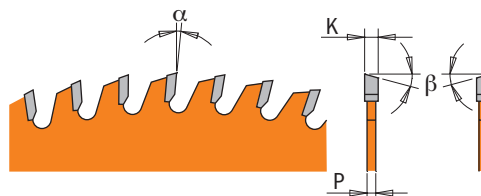
285.5 XTREME

APPLICATION: for optimal quality crosscuts on moulds and end trimming for perfect joints.
MACHINES: table and sizing saws, single or double mitre saws.
MATERIAL: soft and hardwood, MDF.



Double side grind

HV10: 1.950
N/mm²: 2.300



EXCELLENT

Wooden Frames
MDF & PVC

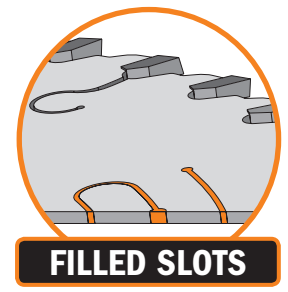
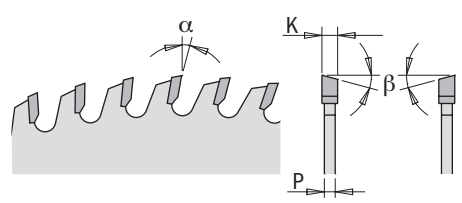
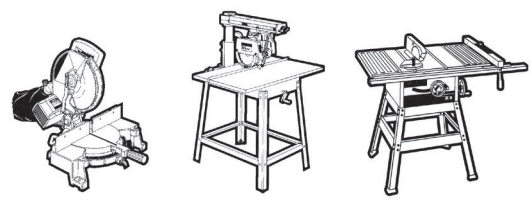
D mm	B mm	Pin Hole	Z	K mm	P mm	α	β	ORDER NO.
250	30	COMBI3	80	3,0	2,5	10°	20° ATB	285.580.10M
300	30	COMBI3	96	3,0	2,5	10°	20° ATB	285.596.12M

Orange PTFE coated blades: a great choice for the shop that keeps its blades running all day, every day. With their heavy-gauge plate, these blades have the stamina for saws with lots of power.

Low Noise & Chrome Coated Saw Blades with ATB Grind



285 ORANGE CHROME™



APPLICATION: for optimal quality rip and crosscuts.
MACHINES: table and special saws, portable machines.
MATERIAL: soft and hardwood, wood-based panels.

HV10:	1.870
N/mm ² :	2.200

GOOD

Cross Wood Cross Plywood

D mm	B mm	Pin Hole	Z	K mm	P mm	α	β	ORDER NO.
250	30	COMBI3	40	3,2	2,2	15°	10° ATB	285.640.10M
300	30	COMBI3	48	3,2	2,2	15°	10° ATB	285.648.12M
350	30	COMBI3	54	3,5	2,5	15°	10° ATB	285.654.14M
400	30	COMBI3	60	3,5	2,5	10°	15° ATB	285.660.16M

APPLICATION: for optimal quality crosscuts.
MACHINES: table and sizing saws, portable machines.
MATERIAL: soft, hard and exotic wood, wood-based panels.

HV10:	1.930
N/mm ² :	2.300

EXCELLENT

Cross Wood Crosscut Plywood

D mm	B mm	Pin Hole	Z	K mm	P mm	α	β	ORDER NO.
250	30	COMBI3	60	3,2	2,2	10°	15° ATB	285.660.10M
300	30	COMBI3	72	3,2	2,2	10°	15° ATB	285.672.12M
350	30	COMBI3	84	3,5	2,5	10°	15° ATB	285.684.14M
400	30	COMBI3	96	3,5	2,5	10°	15° ATB	285.696.16M

APPLICATION: for high-quality cross cutting.
MACHINES: table and sizing saws, portable machines.
MATERIAL: soft, hard and exotic wood, wood-based panels, one-sided veneer, paper-base laminates and thermoplastic material.

HV10:	1.930
N/mm ² :	2.300

EXCELLENT

Crosscut Plywood Two-Sided Melamine

D mm	B mm	Pin Hole	Z	K mm	P mm	α	β	ORDER NO.
250	30	COMBI3	80	3,2	2,2	5°	15° ATB	285.680.10M
300	30	COMBI3	96	3,2	2,2	5°	15° ATB	285.696.12M
350	30	COMBI3	108	3,5	2,5	5°	15° ATB	285.708.14M

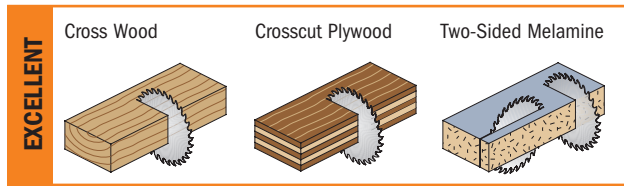
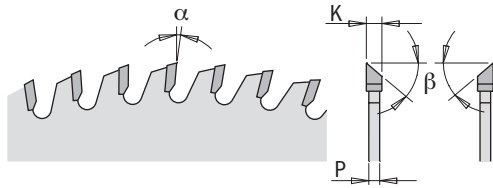

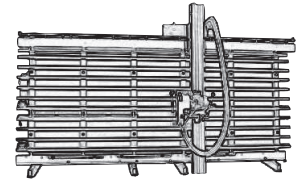



283

APPLICATION: for sizing cuts, perfect finishing on both sizes of double-sided panels without using scoring blades.

MACHINES: table and vertical saws, sizing and portable machines.

MATERIAL: single or double-sided laminated panels with coating and veneer.



D mm	B mm	Pin Hole 	Z	K mm	P mm	α	β	ORDER NO.
220*	30	2/7/42	64	3,2	2,2	-5°	40° ATB	283.064.09M
250	30	COMBI3	80	3,2	2,2	-2°	40° ATB	283.080.10M
300	30	COMBI3	96	3,2	2,2	2°	40° ATB	283.096.12M
350	30	COMBI3	108	3,5	2,5	5°	40° ATB	283.108.14M

*Non-low noise

new



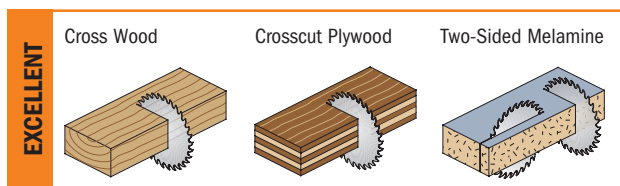
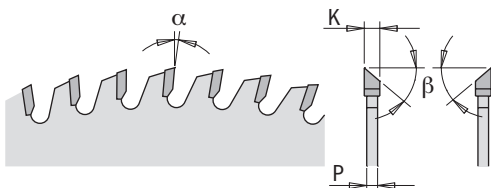
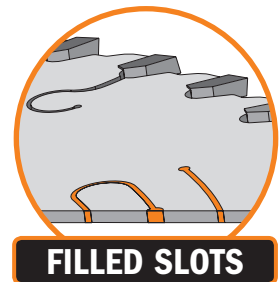

283

ORANGE CHROME™

APPLICATION: for sizing cuts, perfect finishing on both sizes of double-sided panels without using scoring blades.

MACHINES: table and vertical saws, sizing and portable machines.

MATERIAL: single or double-sided laminated panels with coating and veneered panels.



D mm	B mm	Pin Hole 	Z	K mm	P mm	α	β	ORDER NO.
250	30	COMBI3	80	3,2	2,2	-2°	38° ATB	283.680.10M
300	30	COMBI3	96	3,2	2,2	2°	38° ATB	283.696.12M

SAW BLADES
JIG SAW BLADES
SAW BLADES
SAW BLADES
TOOLS FOR MULTI-CUTTERS
TOOLS WITH BORE & KNIVES
ROUTER BITS & SETS
CNC ROUTER CUTTER & CHUCKS
INDUSTRIAL DOWEL DRILLS
BITS FOR HAND POWER TOOLS
HOLE SAW BLADES
POWER TOOLS & ACCESSORIES
DISPLAY CABINETS & SPARE PARTS

Super Fine Finishing Blade *xTreme Line*



274 xTREME

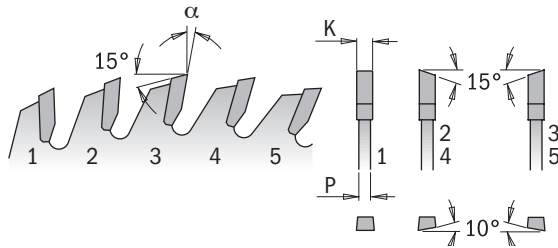

APPLICATION: for high-quality cross cutting.

MACHINES: table and sizing saws, portable machines.

MATERIAL: soft, hard and exotic wood, wood-based panels, one-sided veneered panels, paper-based laminate and thermoplastic material.

HV10: **1.950**
N/mm²: **2.300**

Max run out tolerance 0,05mm



EXCELLENT

- Two-Sided Melamine
- Plywood
- Molduras y PVC
- For All Non-Ferrous Metals & PVC

D mm	B mm	Pin Hole	Z	K mm	P mm	α	β	ORDER NO.
250	30	COMBI3	80	3,2	2,2	15°	1FTG+4ATB	274.080.10M
300	30	COMBI3	100	3,2	2,2	15°	1FTG+4ATB	274.100.12M

Fine Cut-Off Saw Blades for Two-Sided Melamine *Industrial Line*



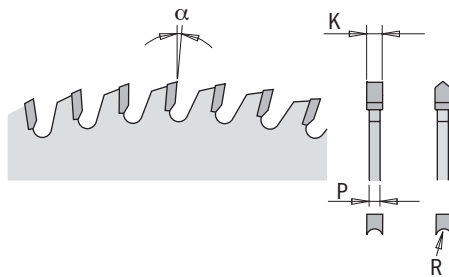
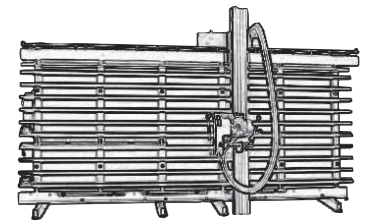
287

APPLICATION: for sizing cuts, perfect finishing with high feed rate and long tool life without using scoring blade.

MACHINES: table and vertical saws, sizing and portable machines.

MATERIAL: single or double-sided laminated panels with hard coating and veneered panels.

HV10: **1.950**
N/mm²: **2.300**



EXCELLENT

- Cross Wood
- Crosscut Plywood
- Two-Sided Melamine

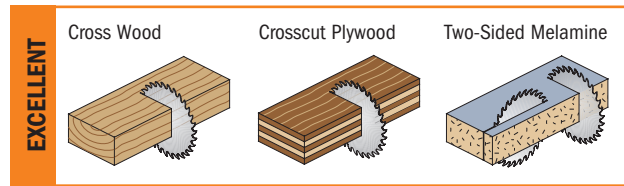
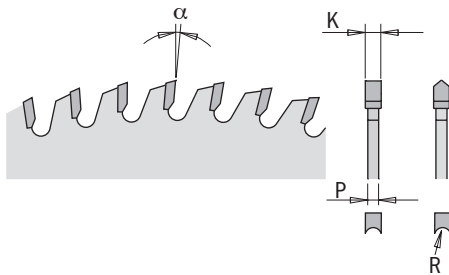
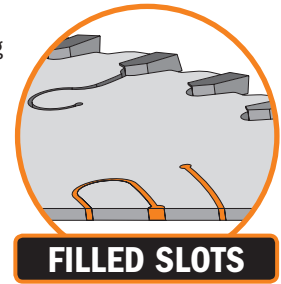
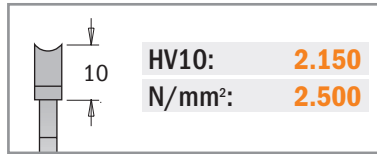
D mm	B mm	Pin Hole	Z	K mm	P mm	α	β	ORDER NO.
Negative Hook Angle								
220	30	2/7/42	42	3,2	2,2	-6°	HDF	287.043.09M
250	30	COMBI3	48	3,2	2,2	-6°	HDF	287.049.10M
303	30	COMBI3	60	3,2	2,2	-6°	HDF	287.061.12M



287 ORANGE CHROME™



APPLICATION: for sizing cuts, perfect finishing with high feed rate and long tool life without using scoring blade.
MACHINES: table and vertical saws, sizing and portable machines.
MATERIAL: single or double-sided laminated panels with hard coating and veneered panels.



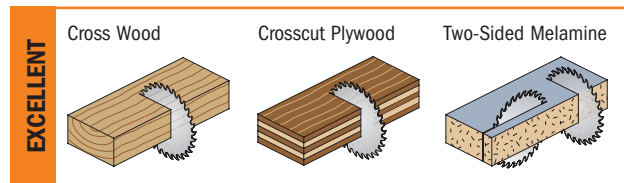
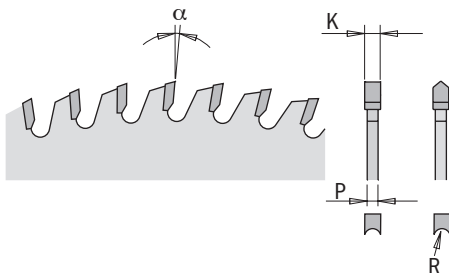
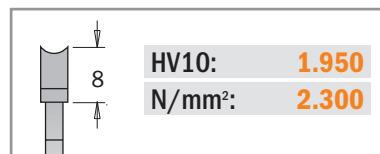
D mm	B mm	Pin Hole ⊕⊕	Z	K mm	P mm	α	β	ORDER NO.
Positive Hook Angle								
250	30	COMBI3	48	3,2	2,2	10°	HDF	287.648.10M
303	30	COMBI3	60	3,2	2,2	10°	HDF	287.660.12M



287



APPLICATION: for sizing cuts, perfect finishing with high feed rate and long tool life without using scoring blade.
MACHINES: table and vertical saws, sizing and portable machines.
MATERIAL: single or double-sided laminated panels with hard coating and veneered panels.



D mm	B mm	Pin Hole ⊕⊕	Z	K mm	P mm	α	β	ORDER NO.
Positive Hook Angle								
160	20	2/6/32	34	2,6	1,8	10°	HDF	287.034.06H
220	30	2/7/42	42	3,2	2,2	10°	HDF	287.042.09M
250	30	COMBI3	48	3,2	2,2	10°	HDF	287.048.10M
303	30	COMBI3	60	3,2	2,2	10°	HDF	287.060.12M

Low Noise & Chrome Coated Saw Blades with TCG Grind

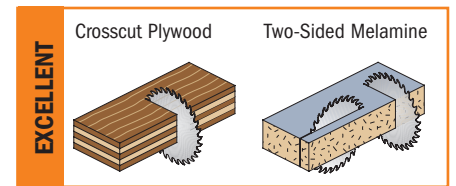
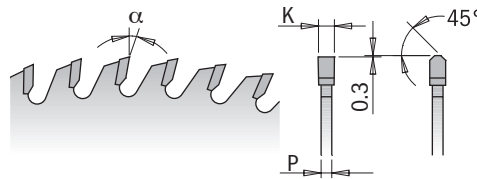

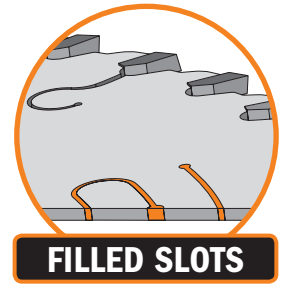
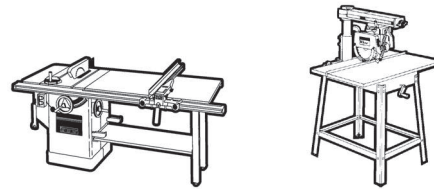


281 ORANGE CHROME™

APPLICATION: for sizing cuts, perfect finishing with scoring blades.

MACHINES: table saws, horizontal and vertical sizing machines.

MATERIAL: single or double-sided plastic-laminated panels.



D mm	B mm	Pin Hole	Z	K mm	P mm	α	β	ORDER NO.
250	30	COMBI3	80	3,2	2,2	5°	TCG	281.680.10M
300	30	COMBI3	72	3,2	2,2	10°	TCG	281.672.12M
300	30	COMBI3	96	3,2	2,2	5°	TCG	281.696.12M
350	30	COMBI3	84	3,5	2,5	10°	TCG	281.684.14M
350	30	COMBI3	108	3,5	2,5	5°	TCG	281.708.14M

Melamine & Laminated Long-Lasting Saw Blades *xTreme Line*




295 XTREME



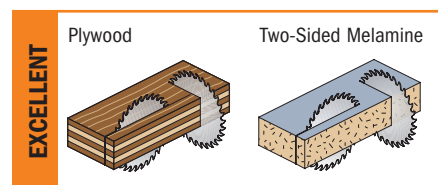
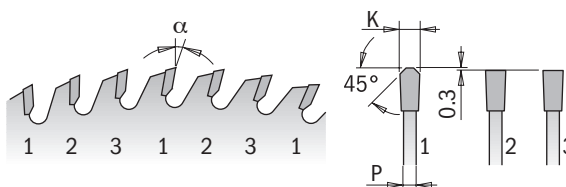
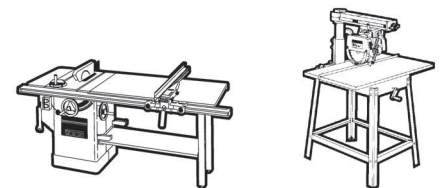
APPLICATION: for sizing cuts, perfect finishing without using scoring blade.

MACHINES: table saws, horizontal and vertical sizing machines.

MATERIAL: double-sided laminated panels.



Max run out tolerance 0,05mm

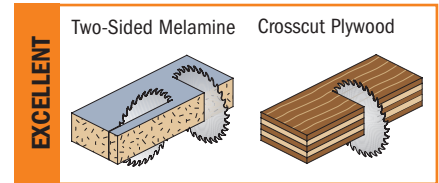
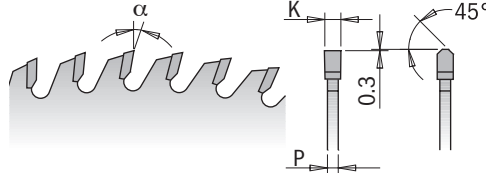

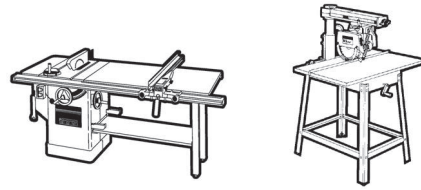


D mm	B mm	Pin Hole	Z	K mm	P mm	α	β	ORDER NO.
250	30	COMBI3	78	3,2	2,2	10°	FFT	295.078.10M
300	30	COMBI3	96	3,2	2,2	10°	FFT	295.096.12M
350	30	COMBI3	108	3,5	2,5	10°	FFT	295.108.14M



281

APPLICATION: for sizing cuts, perfect finishing by using scoring blades.
MACHINES: table saws, horizontal and vertical sizing machines.
MATERIAL: single or double-sided plastic-laminated panels.



D mm	B mm	Pin Hole ⊕⊗	Z	K mm	P mm	α	β	ORDER NO.
160	20 (Virutex)	4/7/32 45°	40	2,2	1,6	10°	TCG	281.160.40H
160*	20	2/6/32	40	2,2	1,6	10°	TCG	281.160.40H2
200*	30	2/7/42	64	3,2	2,2	10°	TCG	281.064.08M
220*	30	2/7/42	64	3,2	2,2	10°	TCG	281.064.09M
250	30	COMBI3	60	3,2	2,2	10°	TCG	281.060.10M
250	30	COMBI3	80	3,2	2,2	10°	TCG	281.080.10M
300	30	COMBI3	72	3,2	2,2	10°	TCG	281.072.12M
300	30	COMBI3	96	3,2	2,2	10°	TCG	281.096.12M
350	30	COMBI3	84	3,5	2,5	10°	TCG	281.084.14M
350	30	COMBI3	108	3,5	2,5	10°	TCG	281.108.14M

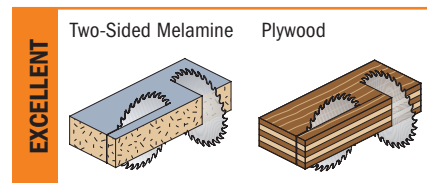
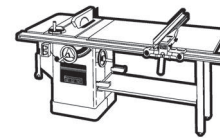
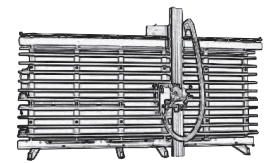
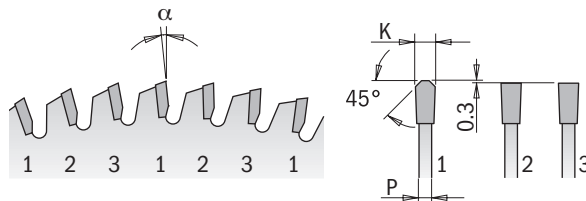
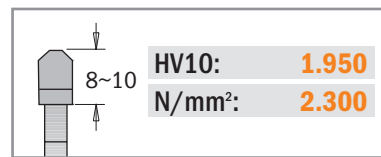
*Non-low noise

Laminated & Chipboard Saw Blades *xTreme Line*



281 XTREME

APPLICATION: for sizing cuts, perfect finishing without using scoring blade.
MACHINES: table saws, horizontal and vertical sizing machines.
MATERIAL: single or double-sided laminated panels.



D mm	B mm	Pin Hole ⊕⊗	Z	K mm	P mm	α	β	ORDER NO.
220	30	COMBI3	63	3,2	2,2	-3°	FFT	281.063.09M
250	30	COMBI3	60	3,2	2,2	-3°	FFT	281.061.10M
250	30	COMBI3	81	3,2	2,2	-3°	FFT	281.081.10M
300	30	COMBI3	72	3,2	2,2	-3°	FFT	281.073.12M
300	30	COMBI3	96	3,2	2,2	-3°	FFT	281.097.12M

DP Laminated & Chipboard Saw Blades *xTreme* Line



237 *xTREME*

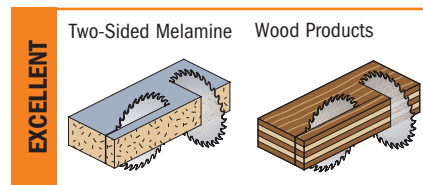
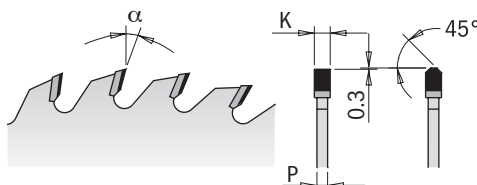
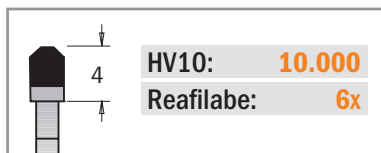


APPLICATION: for sizing cuts, perfect finishing (using scoring blade) and increased tool life up to 50 times longer than HW blades thanks to a special polycrystalline diamond formula. The best quality/price ratio!

MACHINES: table saws, horizontal and vertical sizing machines.

MATERIAL: single or double-sided plastic-laminated panels, MDF and HDF.

50X
LONGER LIFE
THAN CARBIDE



D mm	B mm	Pin Hole	Z	K mm	P mm	α	β	ORDER NO.
250	30	COMBI3	48	3,2	2,2	10°	45° TCG	237.048.10M
300	30	COMBI3	60	3,2	2,2	10°	45° TCG	237.060.12M
300	30	COMBI3	96	3,2	2,2	15°	45° TCG	237.096.12M
350	30	COMBI3	72	3,5	2,4	15°	45° TCG	237.072.14M

High-quality nickel-plated saw blades with anti-friction and anti-corrosion properties.

DP Conical Scoring Blades *xTreme* Line



238 *xTREME*

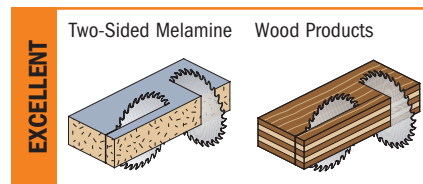
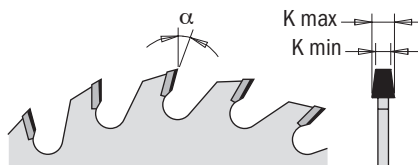
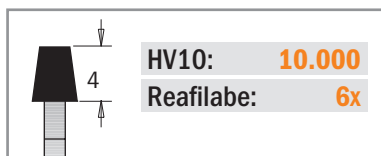


APPLICATION: for chip-free scoring of plastic-laminated panels; increased tool life up to 50 times longer than HW blades thanks to a special polycrystalline diamond formula. The best quality/price ratio!

MACHINES: horizontal and vertical sizing machines equipped with scoring device.

MATERIAL: single or double-sided plastic-laminated panels, MDF and HDF.

50X
LONGER LIFE
THAN CARBIDE



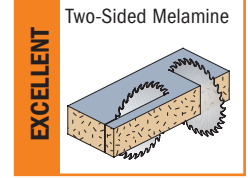
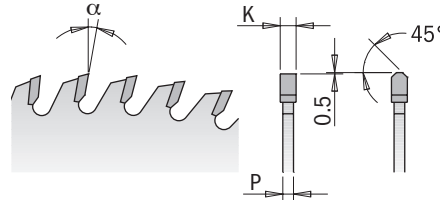
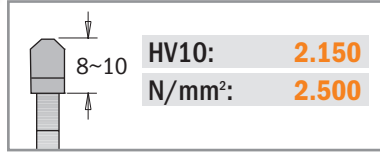

D mm	B mm	Z	K mm	α	β	ORDER NO.
120	20	20	3,1-3,7	5°	CONICAL	238.120.20H
125	20	20	3,1-3,7	5°	CONICAL	238.125.20H

High-quality nickel-plated saw blades with anti-friction and anti-corrosion properties.

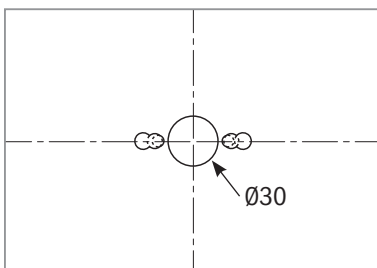


281-282

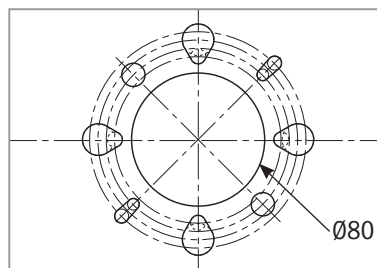
APPLICATION: for sizing single sheets and multiple panels.
MACHINES: horizontal panel sizing machines.
MATERIAL: single or double-sided plastic-laminated panels, MDF.



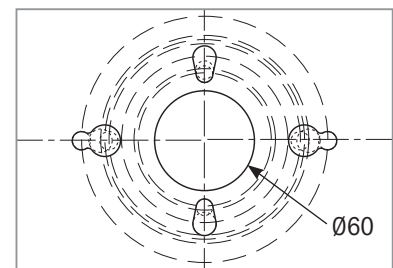
D mm	B mm	Pin Hole	Z	K mm	P mm	α	β	Low Noise	ORDER NO.
250	30	COMBI3	60	3,2	2,2	10°	TCG		281.060.10M
250	30	COMBI3	80	3,2	2,2	10°	TCG		281.080.10M
300	30	COMBI3	60	4,4	3,2	16°	TCG		282.060.12M
300	30	COMBI3	72	3,2	2,2	10°	TCG		281.072.12M
300	30	COMBI3	96	3,2	2,2	10°	TCG		281.096.12M
300	75		60	4,4	3,2	16°	TCG		282.060.12X
300	80	COMBI5	60	4,4	3,2	16°	TCG		282.060.12W
320	65	2/9/100 + 2/9/110	60	4,4	3,2	16°	TCG		Y282.060.13J
320	65	2/9/100 + 2/9/110	72	4,4	3,2	16°	TCG		282.072.13J
350	30	COMBI3	54	4,4	3,2	16°	TCG		282.054.14M
350	30	COMBI3	72	4,4	3,2	16°	TCG		282.072.14M
350	30	COMBI3	108	3,5	2,5	10°	TCG		281.108.14M
350	50	3/12,5/80	72	4,4	3,2	16°	TCG		282.072.14T
350	60	2/14/100	72	4,4	3,2	16°	TCG		Y282.072.14U
350	75	4/15/105 + 3/7/100	54	4,4	3,2	16°	TCG		282.054.14X
350	75	4/15/105 + 3/7/100	72	4,4	3,2	16°	TCG		282.072.14X
350	80	COMBI5	54	4,4	3,2	16°	TCG		282.054.14W
350	80	COMBI5	72	4,4	3,2	16°	TCG		282.072.14W
355	30	2/7/42 + 2/10/60	72	4,4	3,2	16°	TCG		S282.03556
355	65	COMBI5	72	4,4	3,2	16°	TCG		282.072.14J2
380	60	COMBI7	72	4,8	3,5	16°	TCG		282.072.15U
380	80	COMBI5	72	4,4	3,2	16°	TCG		282.072.15W
400	30	2/10/60	60	4,4	3,2	16°	TCG		282.060.16M
400	30	2/10/60	72	4,4	3,2	16°	TCG		282.072.16M
400	60	COMBI7	72	4,4	3,2	16°	TCG		282.072.16U
400	75	4/15/105	60	4,4	3,2	16°	TCG		282.060.16X
400	75	4/15/105	72	4,4	3,2	16°	TCG		282.072.16X
400	80	COMBI5	60	4,4	3,2	16°	TCG		282.060.16W
400	80	COMBI5	72	4,4	3,2	16°	TCG		282.072.16W
430	75	4 /15/105	72	4,4	3,2	16°	TCG		282.072.17X
430	80	COMBI5	72	4,4	3,2	16°	TCG		282.072.17W2
450	60	COMBI7	72	4,8	3,5	16°	TCG		282.072.18U
450	80	COMBI5	72	4,8	3,5	16°	TCG		282.072.18W2
500	60	COMBI7	72	4,8	3,5	16°	TCG		282.072.20U
500	80	COMBI5	72	4,8	3,5	16°	TCG		Y282.072.20W
550	100		72	5,2	3,5	16°	TCG		282.072.22A



COMBI3
 2/7/42mm
 2/9/46,4mm
 2/10/60mm



COMBI5
 2/7/110mm
 2/8,4/130mm
 2/14/110mm



COMBI7
 2/10/80mm
 1/11/85mm
 2/11/115mm
 2/11/148mm
 2/14/100mm
 2/14/125mm
 2/19/120mm

SAW BLADES
JIG SAW BLADES
SABRE SAW BLADES
TOOLS FOR MULTI-CUTTERS
TOOLS WITH BORE & KNIVES
ROUTER BITS & SETS
CNC ROUTER CUTTER & CHUCKS
INDUSTRIAL DOWEL DRILLS
BITS FOR HAND POWER TOOLS
HOLE SAW BLADES
POWER TOOLS & ACCESSORIES
DISPLAY CABINETS & SPARE PARTS

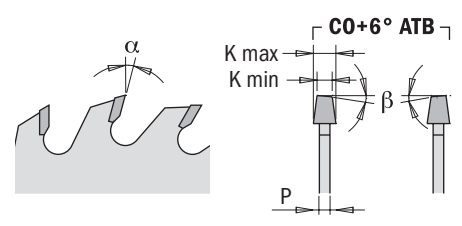
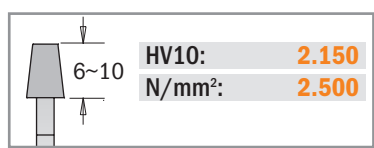


Industrial Chrome-Coated Scoring Blades



288 ORANGE CHROME™

APPLICATION: for chip-free scoring on plastic-laminated panels.
MACHINES: horizontal and vertical sizing machines equipped with scoring device.
MATERIAL: single or double-sided plastic-laminated panels, MDF.



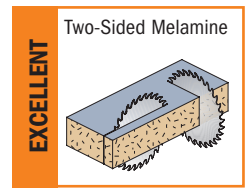
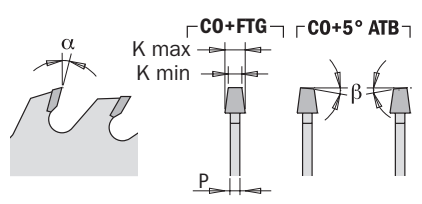

D mm	B mm	Z	K mm	P mm	α	β	ORDER NO.
120	20	24	3,1-4,3	2,2	0°	CO+6° ATB	288.720.24H
120	22	24	3,1-4,3	2,2	0°	CO+6° ATB	288.720.24K
125	20	24	3,1-4,3	2,2	0°	CO+6° ATB	288.725.24H

Conical Scoring Blades Industrial Line



288

APPLICATION: for chip-free scoring on plastic-laminated panels.
MACHINES: horizontal and vertical sizing machines equipped with scoring device for vertical adjustment.
MATERIAL: single or double-sided plastic-laminated panels, MDF.



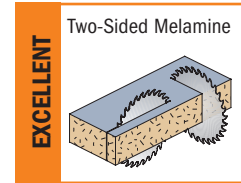
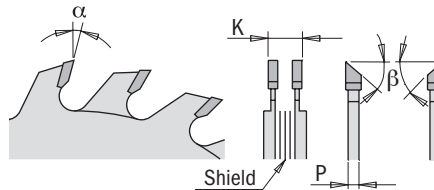
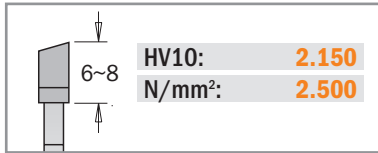
D mm	B mm	Pin Hole	Z	K mm	P mm	α	β	ORDER NO.
80	20		12	3,1-4,0	2,2	10°	CO+FTG	S288.080.12H
100	20		20	3,1-4,0	2,5	5°	CO+5° ATB	288.100.20H
100	22		20	3,1-4,0	2,5	5°	CO+5° ATB	288.100.20K
120	20		24	3,1-4,0	2,5	5°	CO+5° ATB	288.120.24H
120	20		24	3,4-4,2	2,5	5°	CO+5° ATB	288.120.24H1
120	22		24	3,1-4,0	2,5	5°	CO+5° ATB	288.120.24K
125	20		24	3,1-4,0	2,5	5°	CO+5° ATB	288.125.24H
125	20		24	3,4-4,2	2,5	5°	CO+5° ATB	288.125.24H1
125	20		24	4,3-5,5	3,2	10°	CO+FTG	288.125.24H2
125	22		24	3,1-4,0	2,5	5°	CO+5° ATB	288.125.24K
125	45		24	4,3-5,5	3,2	10°	CO+FTG	288.125.24Q
140	16	1/6/33	24	3,1-4,0	2,2	10°	CO+FTG	Y288.140.24E
150	45		36	4,3-5,5	3,2	10°	CO+FTG	288.150.36Q
160	45	3/11/70	36	4,3-5,5	3,2	10°	CO+FTG	288.160.36Q
160	55	3/7/66	36	4,3-5,5	3,2	10°	CO+FTG	288.160.360
160	55	3/7/66 + 3/6/84	36	4,7-6,0	3,5	10°	CO+FTG	Y288.160.3602
180	20		36	4,3-5,5	3,2	10°	CO+FTG	Y288.180.36H
180	30		36	4,3-5,5	3,2	10°	CO+FTG	288.180.36M
180	45		36	4,7-6,0	3,5	10°	CO+FTG	288.180.36Q
180	55		36	5,0-6,2	3,5	10°	CO+FTG	288.180.360
180	50	3/12,5/80	44	4,3-5,5	3,2	10°	CO+FTG	288.180.44T
200	20		36	4,3-5,5	3,2	10°	CO+FTG	288.200.36H
200	45		36	4,7-6,0	3,5	10°	CO+FTG	288.200.36Q
200	45		36	4,3-5,5	3,2	10°	CO+FTG	Y288.200.36Q2
200	65	2/9/100 + 2/9/110	36	4,3-5,5	3,2	10°	CO+FTG	288.200.36J
215	50	3/15/80	42	4,3-5,5	3,2	10°	CO+FTG	288.215.42T
300	50	3/15/80	48	4,3-5,5	3,2	10°	CO+FTG	288.300.48T
300	65	2/9/100 + 2/9/110	72	4,3-5,5	3,2	10°	CO+FTG	288.300.72J



289 ORANGE CHROME™



APPLICATION: for chip-free scoring on plastic-laminated panels.
MACHINES: horizontal and vertical sizing machines equipped with scoring device.
MATERIAL: single or double-sided plastic-laminated panels, MDF.



D mm	B mm	Pin Hole	Z	K mm	α	β	ORDER NO.
120	20	2/4,2/42	12+12	2,8-3,6	11°	5° ATB	289.720.24H
120	22	2/4,2/42	12+12	2,8-3,6	11°	5° ATB	289.720.24K
125	20	2/4,2/42	12+12	2,8-3,6	11°	5° ATB	289.725.24H

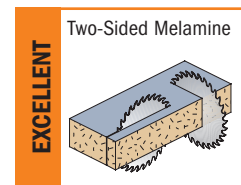
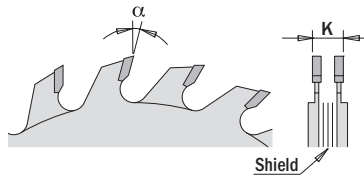
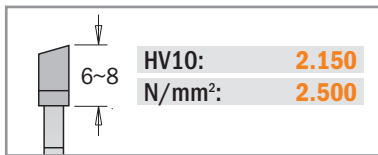
Adjustable Scoring Blades *Industrial Line*



289



APPLICATION: for chip-free scoring on plastic-laminated panels.
MACHINES: horizontal and vertical sizing machines equipped with scoring device not allowing for cutting depth adjustment.
MATERIAL: single or double-sided plastic-laminated panels, MDF.



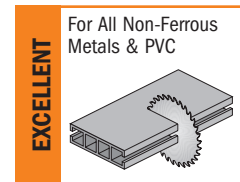
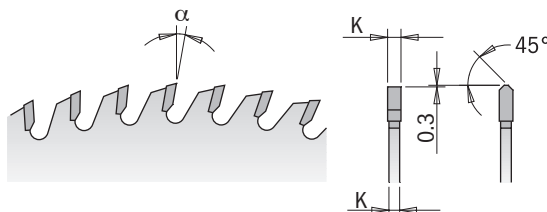

D mm	B mm	Pin Hole	Z	K mm	α	β	ORDER NO.	Spare parts
70	20	2/3,1 - 3,8/32	8+8	2,8-3,6	12°	FLAT	289.070.16H	299.000.05H
80	20	2/3,1 - 3,8/42	10+10	2,8-3,6	12°	FLAT	289.080.20H	299.000.06H
100	20	2/3,1 - 3,8/42	10+10	2,8-3,6	12°	FLAT	289.100.20H	299.000.02K
100	22	2/3,1 - 3,8/42	10+10	2,8-3,6	12°	FLAT	289.100.20K	299.000.02K
120	20	2/3,1 - 3,8/42	12+12	2,8-3,6	12°	FLAT	289.120.24H	299.000.02K
120	22	2/3,1 - 3,8/42	12+12	2,8-3,6	12°	FLAT	289.120.24K	299.000.02K
120	50	4/6,2 - 10/62	12+12	2,8-3,6	12°	FLAT	289.120.24T	
125	20	2/3,1 - 3,8/42	12+12	2,8-3,6	12°	FLAT	289.125.24H	299.000.02K
125	22	2/3,1 - 3,8/42	12+12	2,8-3,6	12°	FLAT	289.125.24K	299.000.02K





284

APPLICATION: for cutting and dividing tubes, wire drawn products and solid blocks.
MACHINES: table saws, single or double mitre saws with mechanical clamping of the workpiece.
MATERIAL: aluminium, brass, copper alloys, plastic, composite materials.
WARNING: it is recommended to properly clamp the workpiece during cutting operations and to use a liquid lubricant.
 Wax sticks are NOT RECOMMENDED.



Saw Blades for Portable Machines. Positive Hook Angle



D mm	B mm	Pin Hole 	Z	K mm	P mm	α	β	ORDER NO.
160	20	-	24	2,2	1,6	5°	TCG	284.160.24H
190	30	-	30	2,6	2,2	5°	TCG	284.190.30M
216	30	2/7/42	40	2,6	2,2	5°	TCG	284.216.40M

Remarks: in plastic carrying case.

Saw Blades for Industrial Machines. Positive Hook Angle

D mm	B mm	Pin Hole 	Z	K mm	P mm	α	β	ORDER NO.
250	32	2/12/64	80	3,2	2,5	5°	TCG	284.080.10P
300	32	2/12/64	96	3,2	2,5	5°	TCG	284.096.12P
350	32	2/12/64	92	3,2	2,5	5°	TCG	284.092.14P
350	32	2/12/64	108	3,2	2,5	5°	TCG	284.108.14P
400	32	2/12/64	96	3,8	3,2	5°	TCG	284.096.16P
420	32	2/12/64	96	3,8	3,2	5°	TCG	284.096.17P
450	32	2/12/64	108	3,8	3,2	5°	TCG	284.108.18P
500	32	2/12/64	120	4,0	3,2	5°	TCG	284.120.20P

Remarks: in cardboard box.





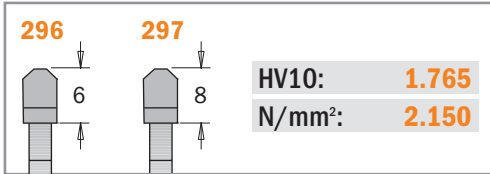
296-297

APPLICATION: for cutting and dividing tubes, profile/extrusion products and solid blocks.

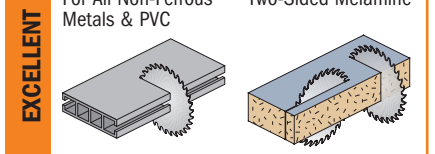
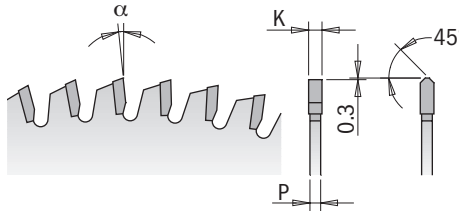
MACHINES: single or double mitre saws, radial saws. Use series 296 for portable machines.

MATERIAL: aluminium, brass, copper alloys, plastic, composite material, melamine and laminated panels.

WARNING: it is recommended to use a liquid lubricant. Wax sticks are NOT RECOMMENDED.



HV10: 1.765
N/mm²: 2.150



Saw Blades for Portable Machines. Negative Hook Angle

D mm	B mm	Pin Hole ⊕⊗	Z	K mm	P mm	α	β	ORDER NO.
120*	20	2/5,5/30	36	1,8	1,2	-6° Neg.	TCG	296.120.36H
160*	20	2/6/32	40	2,2	1,6	-6° Neg.	TCG	296.160.40H
160*	20	2/6/32	56	2,2	1,6	-6° Neg.	TCG	296.160.56H
new 165*	20	2/6/32	40	2,2	1,6	-6° Neg.	TCG	296.165.40H
new 165*	20	2/6/32	56	2,2	1,6	-6° Neg.	TCG	296.165.56H
180*	20	2/6/32	40	2,8	2,2	-6° Neg.	TCG	296.180.40H
190*	30	2/7/42	40	2,8	2,2	-6° Neg.	TCG	296.190.40M
190*	30	2/7/42	64	2,8	2,2	-6° Neg.	TCG	296.190.64M
190*	20 (Festool® FF)	Key 5/7/2,5	64	2,8	2,2	-6° Neg.	TCG	296.190.64FF
200*	30	COMBI3	48	2,8	2,2	-6° Neg.	TCG	296.200.48M
210*	30	2/7/42	48	2,8	2,2	-6° Neg.	TCG	296.210.48M
210*	30	2/7/42	64	2,8	2,2	-6° Neg.	TCG	296.210.64M
216*	30	2/7/42	64	2,8	2,2	-6° Neg.	TCG	297.064.09M
225*	30	2/7/42	64	2,8	2,2	-6° Neg.	TCG	296.225.64M
230*	30	2/7/42	48	2,8	2,2	-6° Neg.	TCG	296.230.48M
235*	30	2/7/42	48	2,8	2,2	-6° Neg.	TCG	296.235.48M

*Non-low noise

Remarks: in plastic carrying case.

Saw Blades to Fit on Trim- & Mitre Saws, Table Saws & Combined Joinery Machines. Negative Hook Angle

D mm	B mm	Pin Hole ⊕⊗	Z	K mm	P mm	α	β	ORDER NO.
250	30	COMBI3	80	3,2	2,5	-6° Neg.	TCG	297.080.10M
250	32	2/12/64	80	3,2	2,5	-6° Neg.	TCG	297.080.10P
254	30	COMBI3	80	3,2	2,5	-5° Neg.	TCG	297.081.10M
260	30	2/10/60 + 2/7/42	80	2,8	2,2	-6° Neg.	TCG	297.080.11M
280*	30	2/10/60 + 2/7/42	64	3,2	2,5	-6° Neg.	TCG	297.064.11M
300	30	COMBI3	96	3,2	2,5	-6° Neg.	TCG	297.096.12M
300	32	2/12/64	96	3,2	2,5	-6° Neg.	TCG	297.096.12P
305*	30	2/10/60 + 2/7/42	96	3,2	2,5	-6° Neg.	TCG	297.096.13M
315	30	2/10/60 + 2/7/42	96	3,2	2,5	-6° Neg.	TCG	297.096.23M
330	30	COMBI3	96	3,2	2,5	-6° Neg.	TCG	297.096.33M
330	32	COMBI3	96	3,2	2,5	-6° Neg.	TCG	297.096.33P
350	30	COMBI3	108	3,2	2,5	-6° Neg.	TCG	297.108.14M
350	32	4/12/64	108	3,2	2,5	-6° Neg.	TCG	297.108.14P
400	30	2/10/60	120	3,8	3,2	-6° Neg.	TCG	297.120.16M
400	32	4/12/64	108	3,8	3,2	-6° Neg.	TCG	297.108.16P
450	30	2/10/60	140	3,8	3,2	-6° Neg.	TCG	Y297.140.18M
450	32	2/12/64	108	3,8	3,2	-6° Neg.	TCG	297.108.18P
500	32	2/12/64	120	4,0	3,2	-6° Neg.	TCG	297.120.20P

*Non-low noise

Remarks: in cardboard box.

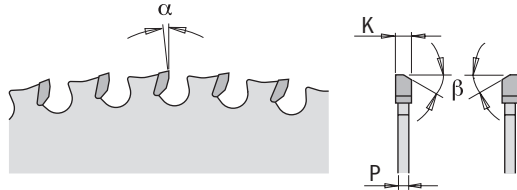

SAW BLADES
JIG SAW BLADES
SABRE SAW BLADES
TOOLS FOR MULTI-CUTTERS
TOOLS WITH BORE & KNIVES
ROUTER BITS & SETS
CNC ROUTER CUTTER & CHUCKS
INDUSTRIAL DOWEL DRILLS
BITS FOR HAND POWER TOOLS
HOLE SAW BLADES
POWER TOOLS & ACCESSORIES
DISPLAY CABINETS & SPARE PARTS

Dry Cutter Saw Blades for Metal *Industrial Line*



226

APPLICATION: for crosscutting a variety of materials such as iron, steel, pvc, compound materials, melamine.
MACHINES: dry-cutter and mitre saws without lubrication.
MATERIAL: for ferrous materials and constructional steel.
WARNING: not recommended for non-ferrous metals, wood, glass, concrete, plastic.



EXCELLENT For Iron, Steel, PVC, Compound Materials, Melamine

D mm	B mm	Pin Hole	RPM suggested	Z	K mm	P mm	α	β	ORDER NO.
136,5*	10		5500	30	1,5	1,2	0°	8° FWF	226.030.05
136,5*	20		5500	30	1,5	1,2	0°	8° FWF	226.030.05H
160	20	2/6/32	4700	30	2,0	1,6	0°	8° FWF	226.030.06H
165	15,87<>		4600	36	1,6	1,2	0°	8° FWF	226.036.06
165	20	2/6/32	4600	36	1,6	1,2	0°	8° FWF	226.036.06H
new 165	30	2/7/42	4600	36	1,6	1,2	0°	8° FWF	226.036.06M
184	15,87<>		4100	48	2,0	1,6	0°	8° FWF	226.048.07
190	30	2/7/42	4000	40	2,0	1,6	0°	8° FWF	226.040.07M
210	15,87<>		3600	48	2,2	1,8	0°	8° FWF	226.048.08
210	30	2/7/42	3600	48	2,2	1,8	0°	8° FWF	226.048.08M
216	30	2/7/42	3500	48	2,2	1,8	0°	8° FWF	226.047.09M
235	30	2/7/42	3200	48	2,2	1,8	0°	8° FWF	226.048.09M
254	15,87		3000	48	2,2	1,8	0°	8° FWF	226.048.10
254	15,87		3000	60	2,2	1,8	0°	8° FWF	226.060.10
254**	30	COMBI3	3000	60	2,2	1,8	0°	8° FWF	226.060.10M
305	25,4		2500	60	2,2	1,8	0°	8° FWF	226.060.12
305	25,4		2500	80	2,2	1,8	0°	8° FWF	226.080.12
305**	30	COMBI3	2500	80	2,2	1,8	0°	8° FWF	226.080.12M
355	25,4		2100	72	2,2	1,8	0°	8° FWF	226.072.14
355	25,4		2100	90	2,2	1,8	0°	8° FWF	226.090.14
355**	30	COMBI3	2100	90	2,2	1,8	0°	8° FWF	226.090.14M

*Non-low noise

** Remarks: in cardboard box.

Industrial XTreme Saw Blades for Stainless Steel

CERMET



D mm	B mm	Pin Hole	RPM suggested	Z	K mm	P mm	α	β	ORDER NO.
160	20	2/6/32	4700	40	1,8	1,4	10°	8° FWF	226.540.06H
184	15,87<>		4100	48	2,0	1,6	10°	8° FWF	226.548.07
190	30	2/7/42	4000	48	1,8	1,4	10°	8° FWF	226.548.07M
216	30	2/7/42	3600	56	1,8	1,4	10°	8° FWF	226.556.09M
250**	30	COMBI3	3000	72	2,2	1,8	10°	8° FWF	226.572.10M
254	15,87		3000	72	2,2	1,8	10°	8° FWF	226.572.10
300**	30	COMBI3	2500	80	2,2	1,8	10°	8° FWF	226.580.12M
305	25,4		2500	80	2,2	1,8	10°	8° FWF	226.580.12
355	25,4		2100	90	2,2	1,8	10°	8° FWF	226.590.14
355**	30	COMBI3	2100	90	2,2	1,8	10°	8° FWF	226.590.14M

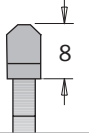
** Remarks: in cardboard box.

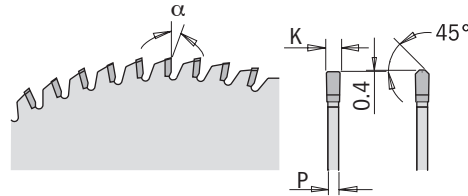


223

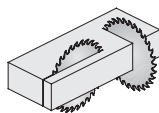
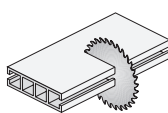
APPLICATION: for swirl free cuts.
MACHINES: table saws and panel sizing.
MATERIAL: solid surface materials (Dupont Corian®, Wilsonart®, Gibraltar®, SSV Fountainhead®, Varicor®, etc.) and thick plastic.
WARNING: not recommended for use on mitre saws.




	HV10: 1.950
	N/mm²: 2.300



EXCELLENT

Solid Surface	Thick Plastic
	

D mm	B mm	Pin Hole 	Z	K mm	P mm	α	β	ORDER NO.
250	30	COMBI3	72	3,2	2,5	0°	MTCG	223.072.10M
300	30	COMBI3	84	3,2	2,5	0°	MTCG	223.084.12M

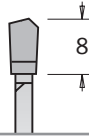
PVC & Plexiglass Saw Blades *Industrial Line*

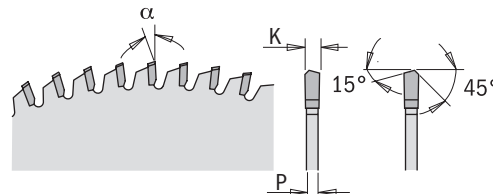


222

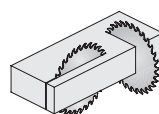
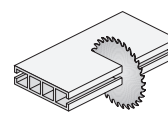
APPLICATION: for perfect cuts without melting and scratching.
MACHINES: table saws, panel sizing and mitre saws.
MATERIAL: thin plastic, plexiglass, vinyl, plywood, laminated flooring.



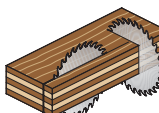
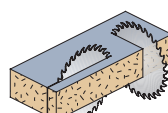
	HV10: 1.950
	N/mm²: 2.300




EXCELLENT

Plexiglass & Vinyl	Thin Plastic
	


GOOD

Plywood	Two-Sided Melamine
	

D mm	B mm	Pin Hole 	Z	K mm	P mm	α	β	ORDER NO.
250	30	COMBI3	80	2,8	2,2	-3°	MATB	222.080.10M
300	30	COMBI3	96	2,8	2,2	-3°	MATB	222.096.12M

SAW BLADES
JIG SAW BLADES
SABRE SAW BLADES
TOOLS FOR MULTI-CUTTERS
TOOLS WITH BORE & KNIVES
ROUTER BITS & SETS
CNC ROUTER CUTTER & CHUCKS
INDUSTRIAL DOWEL DRILLS
BITS FOR HAND POWER TOOLS
HOLE SAW BLADES
POWER TOOLS & ACCESSORIES
DISPLAY CABINETS & SPARE PARTS

ITK Plus Ripping Saw Blades



271

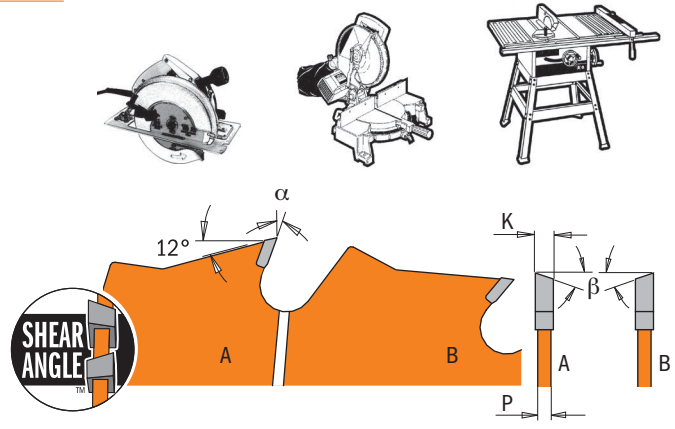
APPLICATION: for rip cuts at high-speed rotation. The blade considerably reduces material waste thanks to the thin-kerf design. Particularly suitable for valuable wood.

MACHINES: miter saws, table saws, portable and cordless saws.

MATERIAL: soft and hardwood.

5~6

HV10: 1.550
N/mm²: 2.300



EXCELLENT Rip Cut on Wood

D mm	B mm	Pin Hole	Z	K mm	P mm	α	β	ORDER NO.
250	30	COMBI3	24	2,4	1,6	20°	10° ATB + 8° Shear	271.250.24M
300	30	COMBI3	24	2,6	1,8	22°	10° ATB + 8° Shear	271.300.24M

ITK Plus Rip & Crosscut Saw Blades



271

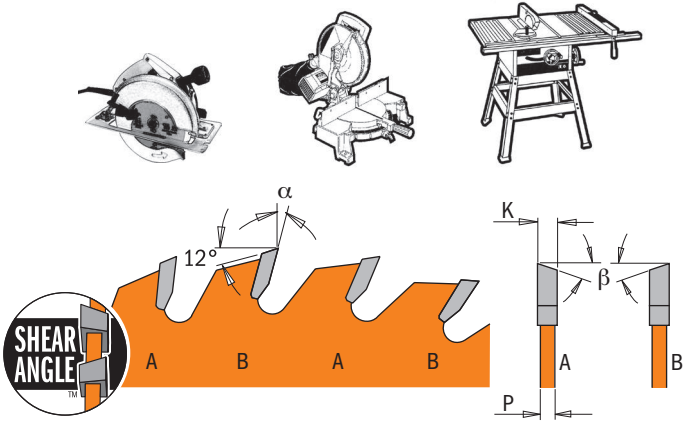
APPLICATION: for rip and crosscuts at high-speed rotation. The blade considerably reduces material waste thanks to the thin-kerf design. Particularly suitable for valuable wood.

MACHINES: miter saws, table saws, portable and cordless saws.

MATERIAL: soft and hardwood, plywood.

5~6

HV10: 1.550
N/mm²: 2.300



EXCELLENT Rip Cut on Wood

GOOD Crosscut on Wood

D mm	B mm	Pin Hole	Z	K mm	P mm	α	β	ORDER NO.
136	20 (+10)		18	1,5	1,0	20°	10° ATB + 8° Shear	271.136.18H
150	20 (+16)		24	1,5	1,0	18°	10° ATB + 8° Shear	271.150.24H
160	20 (+16)	2/6/32	24	1,7	1,1	18°	10° ATB + 8° Shear	271.160.24H
165	20 (+15,87)	2/6/32	24	1,7	1,1	18°	10° ATB + 8° Shear	271.165.24H
165	30	2/7/42	24	1,7	1,1	18°	10° ATB + 8° Shear	271.165.24M
184	20 (+16+15,87)	2/7/42	24	1,7	1,1	20°	10° ATB + 8° Shear	271.184.24H
184	30	2/7/42	24	1,7	1,1	20°	10° ATB + 8° Shear	271.184.24M
190	30 (+20+16)	2/7/42	24	1,7	1,1	20°	10° ATB + 8° Shear	271.190.24M
200	30	2/7/42	36	1,8	1,2	15°	10° ATB + 8° Shear	271.200.36M
210	30 (+25)	2/7/42	36	1,8	1,2	15°	10° ATB + 8° Shear	271.210.36M
216	30	2/7/42	36	1,8	1,2	-5° Neg.	10° ATB + 8° Shear	271.216.36M
235	30 (+25)	2/7/42	36	2,4	1,6	18°	10° ATB + 8° Shear	271.235.36M
250	30	COMBI3	42	2,4	1,6	18°	10° ATB + 8° Shear	271.250.42M
300	30	COMBI3	48	2,6	1,8	18°	10° ATB + 8° Shear	271.300.48M

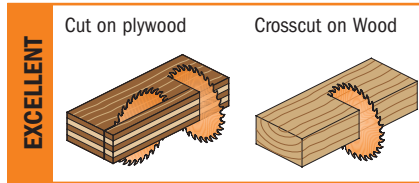
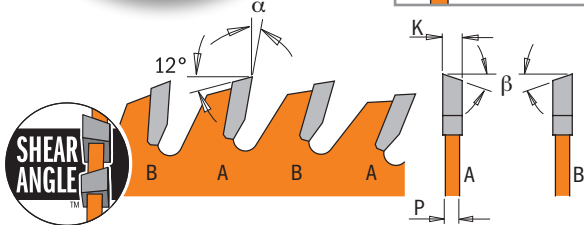
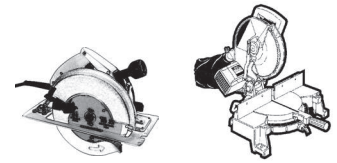



272

APPLICATION: for rip and crosscuts at high-speed rotation. The blade considerably reduces material waste thanks to the thin-kerf design. Particularly suitable for valuable wood.

MACHINES: miter saws, table saws, portable and cordless saws.

MATERIAL: soft and hardwood, plywood.



D mm	B mm	Pin Hole	Z	K mm	P mm	α	β	ORDER NO.
136	20 (+10)		36	1,5	1,0	18°	10° ATB + 8° Shear	272.136.36H
150	20 (+16)		40	1,5	1,0	16°	10° ATB + 8° Shear	272.150.40H
160	20 (+16)	2/6/32	40	1,7	1,1	16°	10° ATB + 8° Shear	272.160.40H
165	20 (+15,87)	2/6/32	36	1,7	1,1	20°	10° ATB + 8° Shear	272.165.36H
184	20 (+16+15,87)	2/7/42	40	1,7	1,1	18°	10° ATB + 8° Shear	272.184.40H
184	30	2/7/42	40	1,7	1,1	18°	10° ATB + 8° Shear	272.184.40M
190	30 (+20+16)	2/7/42	42	1,7	1,1	18°	10° ATB + 8° Shear	272.190.42M
200	30	2/7/42	48	1,8	1,2	15°	10° ATB + 8° Shear	272.200.48M
210	30 (+25)	2/7/42	48	1,8	1,2	15°	10° ATB + 8° Shear	272.210.48M
216	30	2/7/42	48	1,8	1,2	-5° Neg.	10° ATB + 8° Shear	272.216.48M
235	30 (+25)	2/7/42	48	2,4	1,6	18°	10° ATB + 8° Shear	272.235.48M
250	30	COMBI3	60	2,4	1,6	15°	10° ATB + 8° Shear	272.250.60M
300	30	COMBI3	72	2,6	1,8	15°	10° ATB + 8° Shear	272.300.72M

ITK Plus Fine Cut-Off Saw Blades

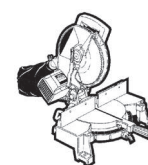
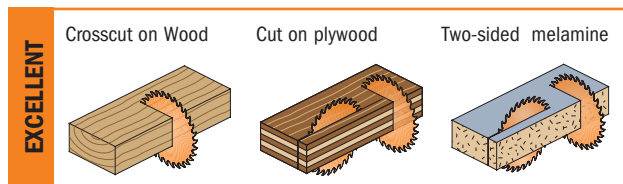
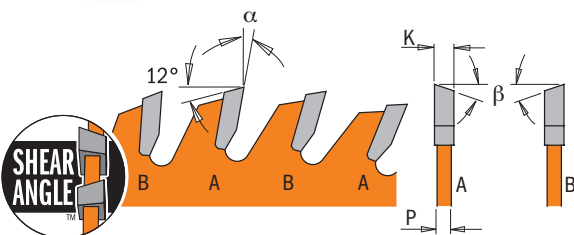

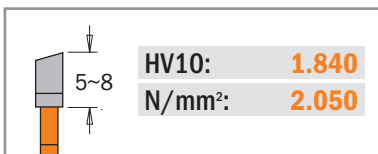


273

APPLICATION: for crosscuts and finish cuts. The blade considerably reduces material waste thanks to the thin-kerf design. Particularly suitable for valuable wood.

MACHINES: miter saws, table saws, portable and cordless saws.

MATERIAL: soft and hardwood, exotic wood, plywood and laminates.



D mm	B mm	Pin Hole	Z	K mm	P mm	α	β	ORDER NO.
160	20 (+16)	2/6/32	56	1,7	1,1	12°	10° ATB + 8° Shear	273.160.56H
190	30 (+20+16)	2/7/42	64	1,7	1,1	15°	10° ATB + 8° Shear	273.190.64M
216	30	2/7/42	64	1,8	1,2	-5° Neg.	10° ATB + 8° Shear	273.216.64M
250	30	COMBI3	80	2,4	1,6	12°	10° ATB + 8° Shear	273.250.80M
300	30	COMBI3	96	2,6	1,8	12°	10° ATB + 8° Shear	273.300.96M



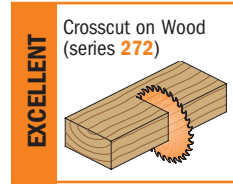
SAW BLADES
JIG SAW BLADES
SABRE SAW BLADES
TOOLS FOR MULTI-CUTTERS
TOOLS WITH BORE & KNIVES
ROUTER BITS & SETS
CNC ROUTER CUTTER & CHUCKS
INDUSTRIAL DOWEL DRILLS
BITS FOR HAND POWER TOOLS
HOLE SAW BLADES
POWER TOOLS & ACCESSORIES
DISPLAY CABINETS & SPARE PARTS

Ultra Thin-Kerf Saw Blades for Cordless Saws



271-272-226

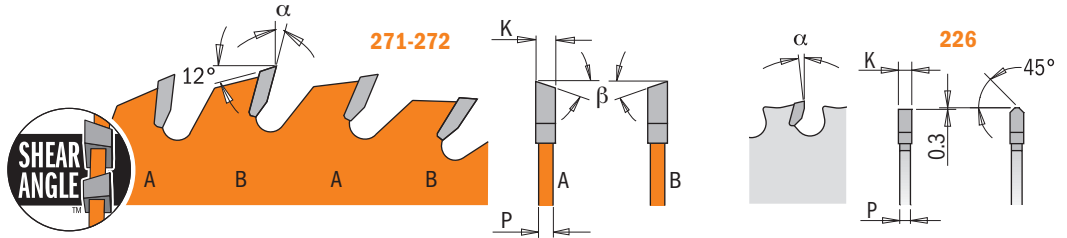
APPLICATION: (series 271-272) for rip and crosscuts where the ultra thin-kerf reduces material waste.
MACHINES: (series 271-272) portable cordless machines.
MATERIAL: (series 271-272) soft and hardwood, plywood.



APPLICATION: (series 226) for crosscuts on different kinds of materials.

MACHINES: (series 226) portable cordless machines.

MATERIAL: (series 226) for ferrous materials and construction steel.



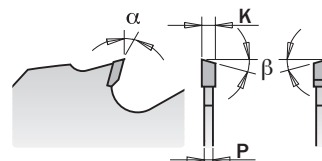
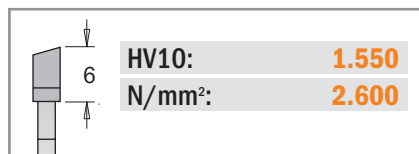
D mm	B mm	Pin Hole	Z	K mm	P mm	α	β	ORDER NO.
Ripping Cordless Saw Blades (series 271)								
136	20 (+10)		18	1,5	1,0	20°	10° ATB + 8° Shear	271.136.18H
165	20 (+15,87)	2/6/32	24	1,7	1,1	18°	10° ATB + 8° Shear	271.165.24H
165	30	2/7/42	24	1,7	1,1	18°	10° ATB + 8° Shear	271.165.24M
184	20 (+16+15,87)	2/7/42	24	1,7	1,1	20°	10° ATB + 8° Shear	271.184.24H
Crosscutting Cordless Saw Blades (series 272)								
136	20 (+10)		36	1,5	1,0	18°	10° ATB + 8° Shear	272.136.36H
165	20 (+15,87)	2/6/32	36	1,7	1,1	20°	10° ATB + 8° Shear	272.165.36H
184	20 (+16+15,87)	2/7/42	40	1,7	1,1	18°	10° ATB + 8° Shear	272.184.40H
Metal, PVC & Compound Material Cordless Saw Blades (series 226)								
136,5	10		30	1,5	1,2	0°	8° FWF	226.030.05
136,5	20		30	1,5	1,2	0°	8° FWF	226.030.05H
165	15,87<>		36	1,5	1,2	0°	8° FWF	226.036.06

Garden Trimmer Saw Blades



298

APPLICATION: for cutting grass, bushes and small trees.
MACHINES: hedge trimmers.
MATERIAL: grass, bushes and small trees.
WARNING: always wear safety glasses and ear protection. Carefully read the safety recommendations provided for this product.



D mm	B mm	RPM max	Z	K mm	P mm	α	β	ORDER NO.
250	20	12.000	20	2,2	1,4	15°	10° ATB	298.250.20H
250	25,4	12.000	20	2,2	1,4	15°	10° ATB	298.250.20

DP Saw Blades for Ultra-Hard Materials

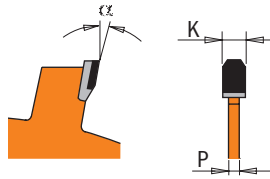
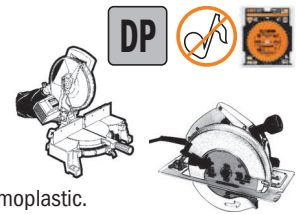


236

APPLICATION: for rip and crosscuts on abrasive materials.

MACHINES: mitre saws, portable and cordless machines.

MATERIAL: Eternit®, Swisspearl®, Fermacell®, Ivarplank®, HardiePlank®, HardiePanel®, Corian®, Duroplast®, Formica®, and other generic panel as chipboard, MDF, plasterboard and thermoplastic.



GOOD

Eternit®, Swisspearl®, Fermacell®, Ivarplank®, HardiePlank®, HardiePanel®, Corian®, Duroplast®, Formica®, and other generic panel as chipboard, MDF, plasterboard and thermoplastic.

60X
LONGER LIFE THAN CARBIDE

D mm	B mm	Pin Hole	Z	K mm	P mm	α	β	ORDER NO.
85	15		6	1,8	1,4	12°	TCG	236.085.06G
160	20	2/6/32	4	2,4	1,8	12°	TCG	236.160.04H
160	20	2/6/32	10	2,4	1,8	5°	TCG	236.160.10H
180	20	2/6/32	4	2,4	1,8	12°	TCG	236.180.04H
184,5	15,87<		4	1,8	1,4	12°	TCG	236.004.07
190	30	2/7/42	4	2,4	1,8	12°	TCG	236.190.04M
190	30	2/7/42	12	2,4	1,8	12°	TCG	236.190.12M
210	30	2/7/42	12	2,4	1,8	12°	TCG	236.210.12M
216	30	2/7/42	14	2,4	1,8	12°	TCG	236.216.14M
230	30	2/7/42	4	2,4	1,8	12°	TCG	236.230.04M
250	30	COMBI3	16	2,4	1,8	12°	TCG	236.250.16M
254	15,87		6	2,2	1,6	12°	TCG	236.006.10
300	30	COMBI3	20	2,4	1,8	12°	TCG	236.300.20M
305	25,4		8	2,2	1,6	12°	TCG	236.008.12

Rip Saw Blades for Portable Machines



290

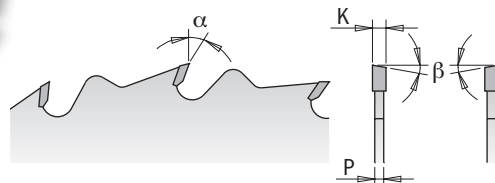
APPLICATION: for rip cuts.

MACHINES: mitre saws and portable machines.

MATERIAL: soft and hardwood.

EXCELLENT

Rip Cut on Wood



6~8

HV10: 1.765
N/mm²: 2.150

D mm	B mm	Pin Hole	Z	K mm	P mm	α	β	ORDER NO.
150	20		12	2,4	1,4	20°	10° ATB	290.150.12H
160	16		12	2,2	1,6	20°	10° ATB	290.160.12E
160	20	2/6/32	12	2,2	1,6	20°	10° ATB	290.160.12H
180	30	2/7/42	12	2,6	1,6	20°	10° ATB	290.180.12M
190	16	2/6/32	12	2,6	1,6	20°	10° ATB	290.190.12E
190	20	2/6/32	12	2,6	1,6	20°	10° ATB	290.190.12H
190	30	2/7/42	12	2,6	1,6	20°	10° ATB	290.190.12M
200	30	2/7/42	24	2,8	1,8	20°	10° ATB	290.200.24M
210	30	2/7/42	24	2,8	1,8	20°	10° ATB	290.210.24M
216	30	2/7/42	24	2,8	1,8	-5° Neg.	15° ATB	290.216.24M
220	30	2/7/42	24	2,8	1,8	20°	10° ATB	290.220.24M
230	30	2/7/42	24	2,8	1,8	20°	10° ATB	290.230.24M
235	25		24	2,8	1,8	20°	10° ATB	290.235.24L
235	30	2/7/42	24	2,8	1,8	20°	10° ATB	290.235.24M
240	30	2/7/42	24	2,8	1,8	20°	10° ATB	290.240.24M
250	30	COMBI3	24	2,8	1,8	20°	10° ATB	290.250.24M*
260	30	COMBI3	28	2,8	1,8	20°	10° ATB	290.260.28M*
270	30	2/7/42	28	2,8	1,8	20°	10° ATB	290.270.28M*

* Industrial quality

SAW BLADES
JIG SAW BLADES
SABRE SAW BLADES
TOOLS FOR MULTI-CUTTERS
TOOLS WITH BORE & KNIVES
ROUTER BITS & SETS
CNC ROUTER CUTTER & CHUCKS
INDUSTRIAL DOWEL DRILLS
BITS FOR HAND POWER TOOLS
HOLE SAW BLADES
POWER TOOLS & ACCESSORIES
DISPLAY CABINETS & SPARE PARTS

Contractor Saw Blade Masterpack



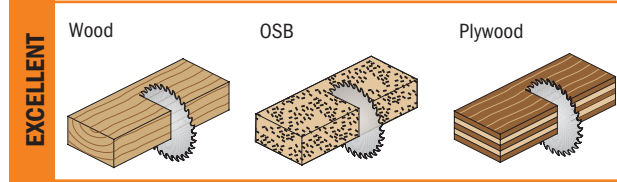
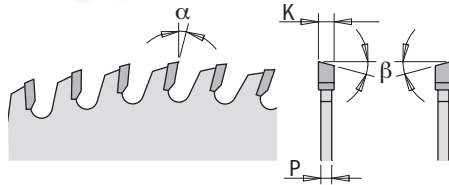
K (Contractor)

MACHINES: portable benchtop and table saws.
MATERIAL: soft/hard wood, plywood, OSB panels.

Designed for construction, remodeling and DIY projects. These blades deliver solid performance at a very economical price.



Kit 10 pcs.



DESCRIPTION	D mm	B mm	Pin Hole	Z	K mm	P mm	α	β	ORDER NO.
Crosscut (pack 10 blades)	160	20	2/6/32	24	2,2	1,4	15°	15° ATB	K16024H-X10
Fine cut-off (pack 10 blades)	160	20	2/6/32	40	2,2	1,4	10°	15° ATB	K16040H-X10
Crosscut (pack 10 blades)	190	30	2/7/42	24	2,2	1,4	20°	10° ATB	K19024M-X10
Crosscut (pack 10 blades)	216	30	2/7/42	24	2,4	1,6	-5° Neg.	15° ATB	K21624M-X10
Fine cut-off (pack 10 blades)	216	30	2/7/42	48	2,4	1,6	-5° Neg.	15° ATB	K21648M-X10
Crosscut (pack 5 blades)	250	30	COMBI3	40	2,6	1,8	15°	10° ATB	K25040M-X05

Contractor Saw Blade Combo



K (Contractor)

MACHINES: portable benchtop and table saws.
MATERIAL: soft/hard wood, plywood, OSB panels.

Designed for construction, remodeling and DIY projects. These blades deliver solid performance at a very economical price.



K160H-X03 3-pc Set for Crosscut & Fine Cut Circular Saw Blades Ø160mm. Bore 20mm.

Set contains	ORDER NO.	D mm	B mm	Pin Hole	Z	K mm	P mm	α	β	Q.ty
Crosscut	K16024H	160	20	2/6/32	24	2,2	1,4	15°	15° ATB	1
Fine cut-off	K16040H	160	20	2/6/32	40	2,2	1,4	10°	15° ATB	2

K190M-X03 3-pc Set for Crosscut & Fine Cut Circular Saw Blades Ø190mm. Bore 30mm.

Set contains	ORDER NO.	D mm	B mm	Pin Hole	Z	K mm	P mm	α	β	Q.ty
Crosscut	K19024M	190	30	2/7/42	24	2,2	1,4	20°	10° ATB	2
Fine cut-off	K19040M	190	30	2/7/42	40	2,2	1,4	15°	10° ATB	1

K216M-X03 3-pc Set for Crosscut & Fine Cut Circular Saw Blades Ø216mm. Bore 30mm.

Set contains	ORDER NO.	D mm	B mm	Pin Hole	Z	K mm	P mm	α	β	Q.ty
Crosscut	K21624M	216	30	2/7/42	24	2,4	1,6	-5°	15° ATB	1
Fine cut-off	K21648M	216	30	2/7/42	48	2,4	1,6	-5°	15° ATB	2

K250M-X02 2-pc Set for Rip & Crosscut Circular Saw Blades Ø250mm. Bore 30mm.

Set contains	ORDER NO.	D mm	B mm	Pin Hole	Z	K mm	P mm	α	β	Q.ty
Rip	K25024M	250	30	COMBI3	24	2,6	1,8	20°	10° ATB	1
Crosscut	K25040M	250	30	COMBI3	40	2,6	1,8	15°	10° ATB	1

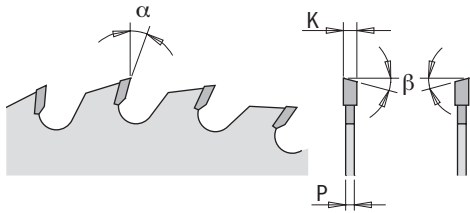
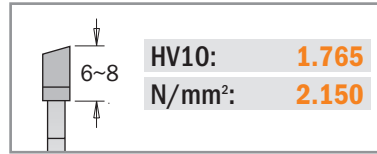
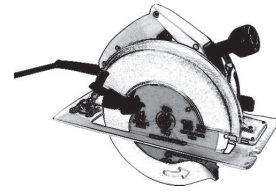
K305M-X02 2-pc Set for Crosscut & Fine Cut Circular Saw Blades Ø305mm. Bore 30mm.

Set contains	ORDER NO.	D mm	B mm	Pin Hole	Z	K mm	P mm	α	β	Q.ty
Crosscut	K30540M	305	30	COMBI3	40	2,8	2,0	-5°	10° ATB	1
Fine cut-off	K30560M	305	30	COMBI3	60	2,8	2,0	-5°	10° ATB	1



285-291

APPLICATION: for rip and crosscuts.
MACHINES: table and mitre saws, portable machines.
MATERIAL: soft and hardwood, plywood.



EXCELLENT

Rip Cut on Wood	Crosscut on Wood	Rip Cut on Plywood	Crosscut on Plywood
-----------------	------------------	--------------------	---------------------

D mm	B mm	Pin Hole 	Z	K mm	P mm	α	β	ORDER NO.
120	20	2/5,5/30	18	1,8	1,2	15°	15° ATB	291.120.18H*
125	20		20	2,4	1,4	15°	15° ATB	291.125.20H
130	20		20	2,4	1,4	15°	15° ATB	291.130.20H
140	20		20	2,4	1,4	15°	15° ATB	291.140.20H
150	16		24	2,4	1,4	15°	15° ATB	291.150.24E
150	20		24	2,4	1,4	15°	15° ATB	291.150.24H
160	16		24	2,2	1,6	15°	15° ATB	291.160.24E
160	20	2/6/32	24	2,2	1,6	15°	15° ATB	291.160.24H
160	30	2/7/42	24	2,2	1,6	15°	15° ATB	291.160.24M
165	20	2/6/32	24	2,2	1,6	15°	15° ATB	291.165.24H
165	30	2/7/42	24	2,6	1,6	15°	15° ATB	291.165.24M
170	30	2/7/42	24	2,6	1,6	20°	10° ATB	291.170.24M
180	20	2/6/32	24	2,6	1,6	20°	10° ATB	291.180.24H
180	30	2/7/42	24	2,6	1,6	20°	10° ATB	291.180.24M
184	16		24	2,6	1,6	20°	10° ATB	291.184.24E
184	30		24	2,6	1,6	20°	10° ATB	291.184.24M
190	16	2/6/32	24	2,6	1,6	20°	10° ATB	291.190.24E
190	20	2/6/32	24	2,6	1,6	20°	10° ATB	291.190.24H
190	30	2/7/42	24	2,6	1,6	20°	10° ATB	291.190.24M
190	20 (Festool® FF)	Key 5/7/2,5	32	2,6	1,6	10°	10° ATB	291.190.32FF
200	30	2/7/42	36	2,8	1,8	15°	15° ATB	291.200.36M
210	25		36	2,8	1,8	15°	15° ATB	291.210.36L
210	30	2/7/42	36	2,8	1,8	15°	15° ATB	291.210.36M
216	30	2/7/42	48	2,8	1,8	-5° Neg.	15° ATB	291.216.48M
220	30	2/7/42	36	2,8	1,8	15°	15° ATB	291.220.36M
225	30	2/7/42	36	2,8	1,8	20°	15° ATB	291.225.36M
230	30	2/7/42	36	2,8	1,8	15°	15° ATB	291.230.36M
235	25		36	2,8	1,8	15°	15° ATB	291.235.36L
235	30	2/7/42	36	2,8	1,8	15°	15° ATB	291.235.36M
240	30	2/7/42	36	2,8	1,8	15°	15° ATB	291.240.36M
250	20	COMBI3	40	3,2	2,2	15°	10° ATB	285.040.10H*
250	30	COMBI3	40	3,2	2,2	15°	10° ATB	285.040.10M*
260	30	2/10/60 + 2/7/42	48	2,8	1,8	15°	10° ATB	285.048.11M*
270	30	2/7/42	42	2,8	1,8	15°	15° ATB	291.270.42M*

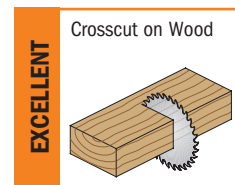
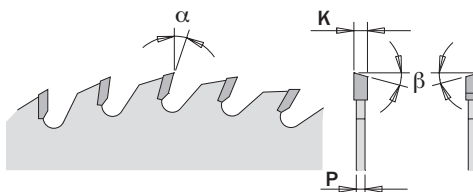
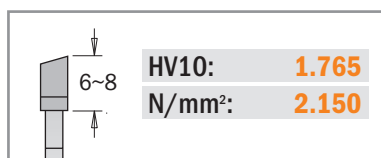
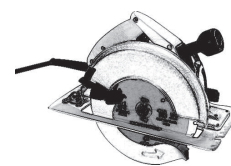
* Industrial quality

SAW BLADES
JIG SAW BLADES
SABRE SAW BLADES
TOOLS FOR MULTI-CUTTERS
TOOLS WITH BORE & KNIVES
ROUTER BITS & SETS
CNC ROUTER CUTTER & CHUCKS
INDUSTRIAL DOWEL DRILLS
BITS FOR HAND POWER TOOLS
HOLE SAW BLADES
POWER TOOLS & ACCESSORIES
DISPLAY CABINETS & SPARE PARTS



281-285-292

APPLICATION: for crosscuts, perfect finishing.
MACHINES: table and mitre saws, portable machines.
MATERIAL: soft, hard and exotic wood, wood-based panels, single-sided veneer, paper-based laminates.



D mm	B mm	Pin Hole ⊕⊗⊕	Z	K mm	P mm	α	β	ORDER NO.
120	20	2/5,5/30	36	1,8	1,2	10°	15° ATB	292.120.36H*
120	20	2/5,5/30	40	1,8	1,2	10°	15° ATB	292.120.40H
125	20	-	36	2,4	1,4	15°	15° ATB	292.125.36H
130	20	-	36	2,4	1,4	15°	15° ATB	292.130.36H
140	20	-	36	2,4	1,4	15°	15° ATB	292.140.36H
150	20	-	40	2,4	1,4	15°	15° ATB	292.150.40H
160	16	-	40	2,2	1,6	10°	15° ATB	292.160.40E
160	20	2/6/32	40	2,2	1,6	10°	15° ATB	292.160.40H
160	20 (Virutex)	4/7/32 (45°)	40	2,2	1,6	10°	TCG	281.160.40H
160*	20	2/6/32	40	2,2	1,6	10°	TCG	281.160.40H2
160	30	2/7/42	40	2,2	1,6	10°	15° ATB	292.160.40M
160	20	2/6/32	56	2,2	1,6	15°	15° ATB	292.160.56H
165	20	2/6/32	40	2,2	1,6	10°	15° ATB	292.165.40H
165	20	2/6/32	56	2,2	1,6	15°	15° ATB	292.165.56H
165	30	2/7/42	40	2,6	1,6	10°	15° ATB	292.165.40M
170	30	2/7/42	40	2,6	1,6	15°	15° ATB	292.170.40M
180	20	2/6/32	40	2,6	1,6	15°	15° ATB	292.180.40H
180	30	2/7/42	40	2,6	1,6	15°	15° ATB	292.180.40M
184	16	-	40	2,6	1,6	15°	15° ATB	292.184.40E
184	30	-	40	2,6	1,6	15°	15° ATB	292.184.40M
190	16	2/6/32	40	2,6	1,6	15°	15° ATB	292.190.40E
190	20	2/6/32	40	2,6	1,6	15°	15° ATB	292.190.40H
190	30	2/7/42	40	2,6	1,6	15°	15° ATB	292.190.40M
190	30	2/7/42	64	2,6	1,6	15°	15° ATB	292.190.64M
190	20 (Festool® FF)	5/7/2,5	48	2,4	1,6	10°	15° ATB	292.190.48FF
200	30	2/7/42	48	2,8	1,8	15°	15° ATB	292.200.48M
210	25	-	48	2,8	1,8	15°	15° ATB	292.210.48L
210	30	2/7/42	48	2,8	1,8	15°	15° ATB	292.210.48M
210	30	2/7/42	64	2,8	1,8	15°	15° ATB	292.210.64M
216	30	2/7/42	64	2,8	1,8	-5° Neg.	15° ATB	292.216.64M
216	30	2/7/42	80	2,8	1,8	-5° Neg.	15° ATB	292.216.80M
220	30	2/7/42	48	2,8	1,8	15°	15° ATB	292.220.48M
225	30	2/7/42	48	2,8	1,8	10°	15° ATB	292.225.48M
230	30	2/7/42	48	2,8	1,8	15°	15° ATB	292.230.48M
230	30	2/7/42+2/10/60	64	2,8	1,8	15°	15° ATB	292.230.64M
235	25	-	48	2,8	1,8	15°	15° ATB	292.235.48L
235	30	2/7/42	48	2,8	1,8	15°	15° ATB	292.235.48M
240	30	2/7/42	48	2,8	1,8	15°	15° ATB	292.240.48M
250	30	COMBI3	60	3,2	2,2	10°	15° ATB	285.060.10M*
260	30	2/10/60 + 2/7/42	60	2,8	1,8	10°	15° ATB	285.060.11M*

* Industrial quality

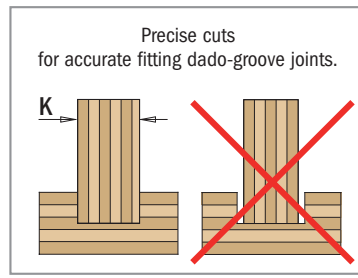
Dado Saw Blades



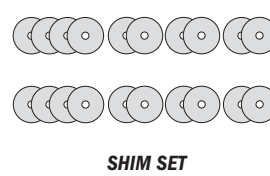

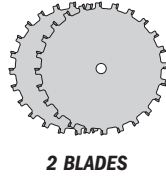
230 CMT thoroughly researched the shortcomings of "standard" dado sets and learned what cabinet makers required most from an "ideal" dado.

The result was the superior CMT precision dado, designed with the following features:

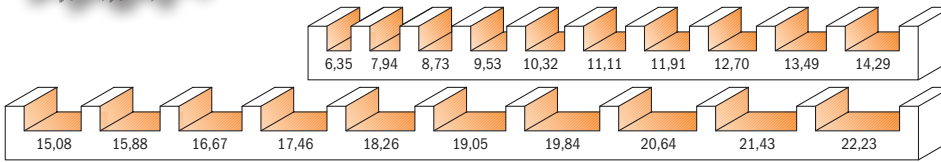
- anti-kickback design to reduce the possibility of overfeeding that can occur when cutting mass material.
- splinter resistant cuts in veneer plywood, melamine and hard and soft woods;
- shim sets included for cuts between 6,35mm (1/4") and 22,23mm (7/8").



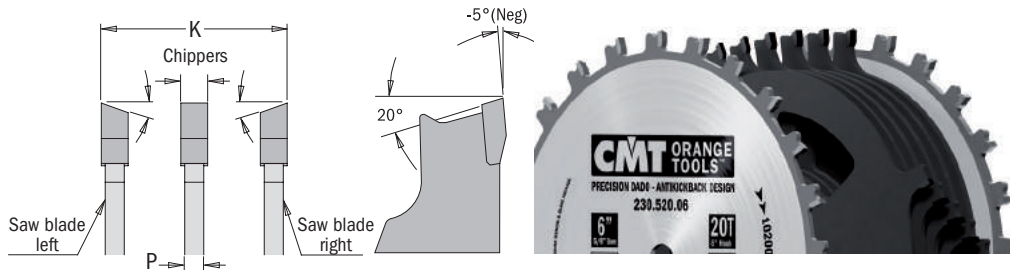
Precision Dado set includes:



Shims set contains	
No.	Shim Width
4	0.1mm
2	0.2mm
2	0.3mm
2	0.5mm



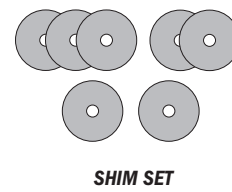
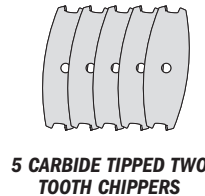
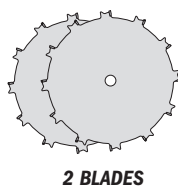
K mm	Number of required inside blades		
	1,6mm	2,4mm	3,2mm
6,35	0	0	0
7,94	1	0	0
8,73	0	1	0
9,53	0	0	1
10,32	1	1	0
11,11	1	0	1
11,91	0	1	1
12,70	0	0	2
13,49	1	1	1
14,29	1	0	2
15,08	0	1	2
15,88	0	0	3
16,67	1	1	2
17,46	1	0	3
18,26	0	1	3
19,05	0	0	4
19,84	1	1	3
20,64	1	0	4
21,43	0	1	4
22,23	1	1	4



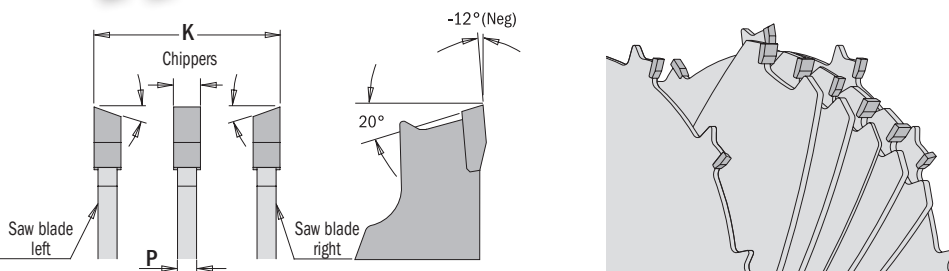
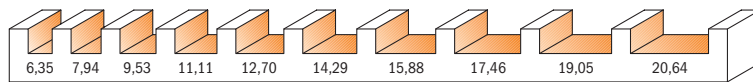
D mm	B mm	Z	P (inside blades)			K		α	β	ORDER NO.
			3,2mm	2,4mm	1,6mm	min.	max			
150	15,87	20	4 pcs.	1 pcs.	1 pcs.	6,35	22,23	-5°	FTG+ATB	230.520.06
200	15,87	24	4 pcs.	1 pcs.	1 pcs.	6,35	22,23	-5°	FTG+ATB	230.524.08
200	30	24	4 pcs.	1 pcs.	1 pcs.	6,35	22,23	-5°	FTG+ATB	230.524.08M



Dado Pro set includes:



Shims set contains	
No.	Shim Width
3	0.1mm
2	0.2mm
1	0.3mm
1	0.5mm



K mm	Number of required inside blades	
	1,6mm	3,2mm
6,35	0	0
7,94	1	0
9,53	0	1
11,11	1	1
12,70	0	2
14,29	1	2
15,88	0	3
17,46	1	3
19,05	0	4
20,64	1	4

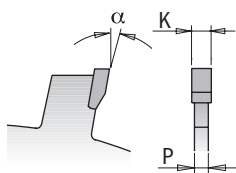
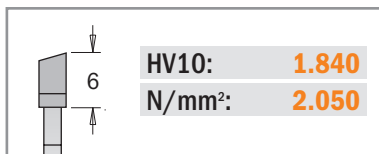
D mm	B mm	Z	P (inside blades)		K		α	β	ORDER NO.
			3,2mm	1,6mm	min.	max			
200	15,87	12	4 pcs.	1 pcs.	6,35	20,64	-12°	FTG+ATB	230.012.08

SAW BLADES
JIG SAW BLADES
SABRE SAW BLADES
TOOLS FOR MULTI-CUTTERS
TOOLS WITH BORE & KNIVES
ROUTER BITS & SETS
CNC ROUTER CUTTER & CHUCKS
INDUSTRIAL DOWEL DRILLS
BITS FOR HAND POWER TOOLS
HOLE SAW BLADES
POWER TOOLS & ACCESSORIES
DISPLAY CABINETS & SPARE PARTS



240

APPLICATION: for grooving cuts or for rebating, chamfering, grooving and profiling as a set of tools.
MACHINES: double-end tenoners and moulding machines.
MATERIAL: soft and hardwood, wood-based panels, plastic.



The new design allows multi-rip grooves using different kerf thickness.

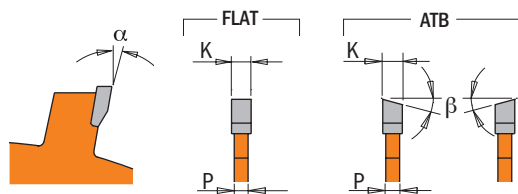
D mm	B mm	Z	K mm	P mm	α	β	ORDER NO.
150	30	12	2,0	1,4	15°	FLAT	240.020.06M
150	35	12	2,0	1,4	15°	FLAT	240.020.06R
150	30	12	3,0	2,0	15°	FLAT	240.030.06M
150	35	12	3,0	2,0	15°	FLAT	240.030.06R
150	30	12	4,0	3,0	15°	FLAT	240.040.06M
150	35	12	4,0	3,0	15°	FLAT	240.040.06R
150	30	12	5,0	3,0	15°	FLAT	240.050.06M
150	35	12	5,0	3,0	15°	FLAT	240.050.06R
150	30	12	6,0	3,0	15°	FLAT	240.060.06M
150	35	12	6,0	3,0	15°	FLAT	240.060.06R
180	30	18	3,0	2,0	15°	FLAT	240.030.07M
180	35	18	3,0	2,0	15°	FLAT	240.030.07R
180	30	18	4,0	3,0	15°	FLAT	240.040.07M
180	35	18	4,0	3,0	15°	FLAT	240.040.07R
180	30	18	5,0	3,0	15°	FLAT	240.050.07M
180	35	18	5,0	3,0	15°	FLAT	240.050.07R
180	30	18	6,0	3,0	15°	FLAT	240.060.07M
180	35	18	6,0	3,0	15°	FLAT	240.060.07R

Biscuit Joiner Saw Blades



240-241

CMT's 100mm biscuit joiner saw blades with orange PTFE industrial coating trademark make biscuit joints quickly and easily. High-grade German steel and 8 micrograin carbide-tipped teeth guarantee years of use. These blades fit Lamello®, Dewalt®, Porter-Cable®, Skil®, Bosch®, Freud® and other popular biscuit joints models.



D mm	B mm	Pin Hole	Z	K mm	P mm	α	β	ORDER NO.
100	22	4/4,5 - 9,5/36	6	3,96	3,0	18°	10° ATB	240.006.04
100	22	4/4,5 - 9,5/36	8	3,96	3,0	15°	10° ATB	240.008.04
100*	22	-	8	3,96	3,1-3,8	15°	FLAT	241.008.04

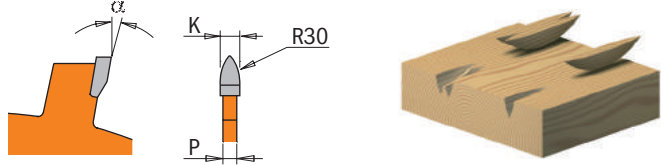
* For Virutex®, Porter-Cable® Machines

Mini-Spot Circular Saw Blade for Lamello®




240.004.04

The CMT mini-spot saw blade is ideal for any type of repairing on solid wood. Resin, knots and other wood flaws are no longer a problem. Thanks to this product, cut points using original patches become practically invisible because wood and patch grains will match up in the same direction. For use with Lamello® or other machines.



D mm	B mm	Z	K mm	P mm	α	β	ORDER NO.
100	22	4	8,0	6,0	18°	R30	240.004.04

Calibration & Sanding Disks



299.11

If you're looking for fast and easy saw alignment and balancing, the cut calibration and sanding disk is for you. First, mount your calibration and sanding disk in your table saw and line it up with a square for accuracy. Then, remove the calibration and sanding disk and mount your saw blade for true precise cuts. You can also use the calibration and sanding disk as a sander by simply attaching self-stick sandpaper and installing the disk in your table saw.



D mm	B mm	P mm	ORDER NO.
200	15,87	2,8	299.111.00
200	30	2,8	299.111.00M
250	15,87	2,8	299.112.00
250	30	2,8	299.112.00M

Saw Blades Stabilizers



299.10

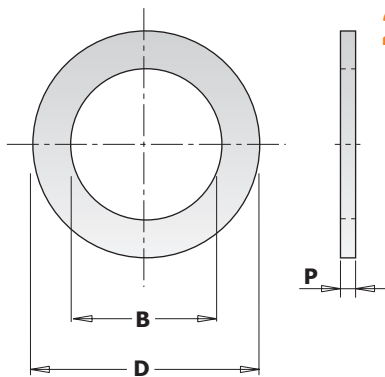
The CMT blade stabilizer virtually eliminates rim vibration to make cleaner, straighter cuts and extend the life of your CMT saw blade. It also helps lessen noise caused by vibration during cutting.

NOTE: for use on stationary saws only. Each order includes 2 stabilizers.



DESCRIPTION	D mm	B mm	P mm	ORDER NO.
Stabilizer (2 pcs.) for Ø200mm	75	15,87	3,0	299.101.00
Stabilizer (2 pcs.) for Ø200mm	75	30	3,0	299.101.00M
Stabilizer (2 pcs.) for Ø250mm	125	15,87	3,0	299.102.00
Stabilizer (2 pcs.) for Ø250mm	125	30	3,0	299.102.00M
Stabilizer (2 pcs.) for Ø300mm	152	25,4	3,0	299.103.00
Stabilizer (2 pcs.) for Ø300mm	152	30	3,0	299.103.00M

Reduction Rings for Saw Blades



299

D mm	B mm	P mm	ORDER NO.	D mm	B mm	P mm	ORDER NO.
15,87	10	1,2	299.218.00	30	15	1,4	299.240.00
15,87	12,7	1,2	299.217.00	30	15,87	1,4	299.211.00
20	12,7	1,2	299.221.00	30	16	1,4	299.223.00
new 20	15,87	1,4	299.243.00	30	16	2,0	299.226.00
20	16	1,2	299.222.00	30	18	1,4	299.232.00
20	18	1,4	299.236.00	30	19,05	1,4	299.241.00
22,2	15	1,4	299.237.00	30	20	1,4	299.224.00
22,2	16	1,4	299.242.00	30	22	1,4	299.231.00
22,2	20	1,4	299.238.00	30	20	2,0	299.227.00
25,4	15,87	1,4	299.216.00	30	25	1,4	299.225.00
25,4	19,05	1,4	299.213.00	30	25	2,0	299.228.00
25,4	20	1,4	299.214.00	30	25,4	2,0	299.212.00
25,4	20	2,3	299.220.00	32	30	2,0	299.229.00
25,4	22	1,4	299.215.00	35	30	2,0	299.230.00
25,4	22,2	1,4	299.239.00	35	32	2,0	299.233.00
25,4	22,2	2,3	299.219.00				

SAW BLADES
 JIG
 SAW BLADES
 SABRE
 SAW BLADES
 TOOLS FOR
 MULTI-CUTTERS
 TOOLS WITH BORE
 & KNIVES
 ROUTER BITS
 & SETS
 CNC ROUTER
 CUTTER & CHUCKS
 INDUSTRIAL
 DOWEL DRILLS
 BITS FOR HAND
 POWER TOOLS
 HOLE
 SAW BLADES
 POWER TOOLS
 & ACCESSORIES
 DISPLAY CABINETS
 & SPARE PARTS

Saw Blades for Portable Machines

MACHINE	DxB mm
AEG	
HK 125	120x20
HK 125 A, HK 125 B, HK 125 H	125x20
TKS 42, PC 300	132x20
HK 40, TK 40, TKS 42	140x20
HK 86, HK 707	143x19
HK 45, HK 717, HK 727	150x19
AHK 52, HK 45 A, HK 46, HK 46 S, HK 46 N,	150x20
HKS 46, HKS 46 S, HKS 46 N, HK 50,	
HK 52, HKS 52, HK 737	
HK 55, HK 55 A, HK 55 B, HKS 55,	160x20
HK 160 A, HK 160B, KS 55 S, KS 55 SE	
HKS 64 A, HK 65, HK 65 A, HKS 65,	190x30
HKS 65 A, HK 66, HKE 66, HKS 66,	
HKSE 66, HK 190, K 66, K 66 E, K 66 S,	
K 66 SE, KS 65, KS 66 S	
HK 200	200x25
HK 201	200x30
HK 75, HK 75 A, HKS 75	210x30
HKS 35, HKS 85	230x30
HK 240	240x30
MK 65	280x30
ALKO	
Basic 205 GK	205x18
Pro 250 GK	250x20
Basic, HS 3, HS 4, Hobby, Holzmeister H,	315x30
Holzmeister S, Holzmeister NHS, Pro-X	
W 450, W 500 450x30	
W 50 Profi, W 450, W 500	500x30
RM 60, W 60	600x30
RM 70, RZ 70, TWM 70, TWZ 700, W 70	700x30
ALPHA-TOOLS	
KS 250	205x18
ATIKA	
Toptronic	250x30
ATK 315 H, BTA 90, HAT 315	315x30
ABH 400, ABK 400, BTH 400, BTK 400	400x30
ABH 450, ABK 450, ATU 450,	450x30
BTH 450, BTK 450, BTU 450, BWK 450	
ABH 500, ABK 500, BTH 500,	500x30
BTK 500, BTU 500, BWK 500	
AVOLA	
LH 315, TZV 315, TVZ 315 W	315x30
ITZH 350, ITZH 350 W 350 30, ZB 400,	450x30
ZBV 400 400 30IC 450, ZB 450, ZBV 450	
ZB 500, ZBV 500	500x30
BWS 550	550x30
KWK 600, RK 600	600x30
BWS 700, BWS 700, KWK 700	700x30
BLACK & DECKER	
D 984, D 985, DN 55, DN 56,	125x12,75
DN 254, DN 984, DN 985	
KC 1440 SK	136x10
BD 227, BD 228, BD 846, CD 600, DN 227,	140x12,75
DN 227 H, KS 40, KS 227, KS 840, KS 846,	
P 3501	
P 88-09 (Akku, 12 V)	150x20
BD 228, BD 228 CK, BD 228 L,	156x12,75
DN 57, DN 228, SR 352, SR 352 E, P 3601	
BD 855, GKS 54 CE, KS 55, KS 855, KS 855 N,	160x16
M 336, M 975, M 976 U 336, U 975, U 976	
BD 229, BD 865, BD 865 E, DN 59, DN 229,	180x16
DN 820, GD 60, HD 100, HD 1000,	
HD 1200 P, HD 2062, KS 65 K, KS 865, KS	
865 E, KS 865 KN, SEC 718, SR	
300, SR 362 E, P 37-03, P 37-05	
HD 1200	180x20
BD 365	190x30
M 338, U 338	200x16
BD 88, BD 800, DN 800,	210x30
DN 810, HD 2075 S HD 20755,	
KS 800, KS 805, KS 810, KS 810 A,	
P 38-02, PS 174, SEC 818, SR 700	
BOSCH	
GUF 4-22 A, PSF 22 (Schatten-fugensäge)	105x20
PKS 38, PKS 40, PKS 40 S, S 43	130x16
1551, 1559	140x20
GKS 12 V, GKS 46, PKS 46,	150x16
PKS 416, PKS 48, S 1, S 33	
GKS 24 V, GKS 54, GKS 54 C,	160x16
GKS 54 CE, GKS 54 E, GKS 59,	
KS 550, PKS 54, PKS 54 CE	
1552, 1556, 1563, GKS 55	170x30
0550, 1550, 1553, 1557, 1560	180x30
P 300, PKS 65	190x16
0051, 1553, 1564, GKS 65, GKS 66,	190x30
GKS 66 CE, GKS 68 B, GKS 68 BC,	
GKS 68 CE, P 30, PKS 66, PKS 66 CE	
0551, 1561	200x30
1554, 1558, 1565, 1588, GKS 72 S	210x30
GCM 8 S	216x30
0052, 0552, 1562, 1566, 1662, GKS 85 S	230x30
1555	240x30
GCM 10, GCM 10 S, GCM 10	250x30
SD, GTS 10	250x30
GCM 12, GCM 12 S	305x30

MACHINE	DxB mm
CASALS	
SC 650	150x20
VSC 65	200x30
HKS 2000	210x30
SC 320	230x30
DEWALT	
DW 935 K, DW 936 K	136x10
DW 351	150x20
DW 007 K, DW 007 KH	165x10
DC 390 KA, DC 390 KA/3, DC 390 KB	165x20
DW 62	184x16
DW 365	190x30
DW 700, DW 701, DW 707	216x30
DW 383	235x30
DW 86	240x30
DW 100, DW 110, DW 111	250x16
DW 120, DW 125, DW 150, DW 170, DW 250,	250x30
DW 252, DW 320, DW 702, DW 703, DW 710,	
DW 742, DW 743, DW 744, DW 720 K,	
DW 746 K, DW 1251, DW 1370, DW 1501,	
DW 1503	
DW 709, DW 711	260x30
DW 721, DW 722 K, DW 725 K, DW 726 K,	300x30
DW 810, DW1370, DW 1935/31L, 142 DS,	
160 DS, 1635, 1875, 2155	
MC 20	300x32
DW 704, DW 705, DW 706,	305x30
DW 708, D 27105	350x30
DW 728 K, DW 729 K, 1600 S, C 14	
C 14, 1600 S, 1635 GL, 2155 G	400x30
6 K, 6 L, DA 1635	500x30
EINHELL	
BT-CS 1200, HES 55, HES 160	160x20
RT-CS 165	165x16
BHS 1300	184x16
BT-CS 1400	190x20
RT-CS 190 L	190x30
BT-TS 800	200x16
HES 200	200x30
RT-TS 920	205x16
RT-TS 1220 U	205x30
BT-MS 210, BT-SM 2050, KGST	210x30
210, RT-SM 305 L, RT-TS 1221	
KGST 500	250x20
BT-MS 250 L, BT-SM 3100,	250x30
BT-TS 1500 U, KGS 250, KGS, 300 UG,	
KGS 301, KGS 330, KGST 245, KGST 250,	
RT-SM 430 U, RT-TS, 1725 U, RT-TS 1825 U,	
RT-UD, 1825, RT-UD 1825, RT-XM 305 U	
RT-SM 330 U	305x30
RT-CC 315 U, RT-TS 2031 U, RT-TS 2231 DU	215x30
BT-LC 400/1	400x30
BT-LC 500	450x30
BT-LC 700 D	700x30
ELEKTRA BECKUM	
Multi 180	200x30
KS 205	205x18
KS 210, GKS 255, P200, PK 200,	210x30
PK 220, UK 220 W, UK 220 E	
Secanta	220x30
PK 250, PK 255, KGT 500, KGS	250x20
300, KGT 550, UK 330, KS 250	
KGS 250, KGS 250 K, KGS 300, KGS 301,	250x30
KGS 303, KGS 330, KGS 331, KGT 250,	
KGT 500, KGT 501, KGT 550, KS 250, KS	
304, Multi 260, Multi 310, PK 250,	
PK 255, PK 2800, PK 3100, PK	
4200, PK 6000, PKF 255, UK250, UK 330	
PK 300, PK 300 K, PKV 300 G	300x30
KS 304	304x30
1800, 2200, 2800, 3100, 4100,	315x30
Combi und Standard HS 315,	
Combi HSG, TKHS 315, TK, HS 315 E	
TK 350	350x30
BKH 400, BKS 400, BKS 450,	400x30
BS 3100 W, BS 4200, BS 5500 W	
BKH 450, BKS 450, BS 6000 D,	450x30
BS 8000 D	
BKH 450, BS 6000 D, BS 8000 D	500x30
BW 400, BW 600, BW 700	600x30
BW 700, BW 750, BW 4000	700x30
ELU/DEWALT	
MKK 26	86x12
MH 25, MH 25 K	100x12
DS 140 Double Schatten-fugensäge	105x22
MHA 14 KA, MHA 18 KA	136x10
MH 151, MH 151/10, MHA 151	150x20
MH 18, MH 30, MH 82, MH 182, PS 174	150x30
MH 55, MH 155	170x30
MH 65	180x30
MH 165, MH 265	190x30
MH 30, MH 82, MH 182	230x30
ETS 41, PS 174, PS 274, PS 244 E	216x30
MH 85, MH 286	240x30

MACHINE	DxB mm
ELU/DEWALT (vervolg)	
ETS 21, ETS 23, ETS 31, ETS 33, KSU 101,	250x30
RAS 1251, RAS 1253, RKS 1251, RKS 1253,	
TGS 71, TGS 170, TGS 171, TGS 172,	
TGS 173, TGS 271, TGS 273	
EMTS 711	260x30
ETS 3001, ETS 3003, PS 374	300x30
EMS 705, PS 374	305x30
RKS 1603	350x30
MTS 24	355x25,4
RSA 133/25	500x30
ELUMATEC	
KS 101, MGS 460	254x32
DG 163, RS 160, TS 161	280x32
KS 101, MGS 460	300x32
MGS 72/04, MGS 73/23	330x32
DG 79/03-05, DG 79/50, SA 73/25	330x32
DG 79/30-32, DG 79/51, MGS	380x32
72/30, MGS 73/33, SA 73/35	
DG 102, DG 104, DG 140, MGS	420x30
105, MGS 461, SA 103/25	
DG 142, MGS 142, SA 142	500x30
DG 204, DG 240, MGS 205	550x30
EMCO	
Universal	200x15
Rex 2000, Super 1011	250x20
KS 80, MK 81	250x30
EUMENIA	
ML 50 L	220x30
FEIN	
SSK 646, SSL 646	150x20
SSK 660	160x20
SSK 661	210x30
FELDER	
KF 700	250x30
BF 6-26, BF 6-31, BF 6-41,	315x30
BF 31, K 37, KFS 37	
FELISATTI	
TP 751	150x20
TP 756	160x20
TP 765	190x20
TP 781	230x30
TP 781	250x20
T 84, T 85, T 87, T 770, T 771,	
T 777, T 777 B, T 777 CE, T 778, T 867 GS	
M 74, M 75, M 76, M 77, T 84,	250x30
T 85, T 87, T 88	
T 82, T 83, T 91, T 91 CE, T 97 CE	300x30
FERM	
FZT 250, FZT 250 EN	250x30
FESTOOL	
AUF 35-S3, AUF 35-S4	105x20
AUF 35-S2	120x20
AF 45 E, AXF 45	150x30
AP 55, AP 55 E, AP 55 E-FS, AP 55 FS,	160x20
ATF 55, ATF 55 E, ATF 55 EB, ATF 55 E-FS,	
ATF 55 FS, AP 55 EB, TS 55, TS 55	
EQ, TS 55 EBQ, TS 55 Q	
AAU, AU 50, AUP 50	160x30
AM 42 A, AM 42 S, AM 42 T, AMT 42 S,	170x33
AT 55 B, AT 55 C, AT 55 E, ATU 42-S,	
AU 42 S, AUT 42 S, AXT 50 LA, AXT 55	
AU 55 S, AU 60 P, AU 60 S, A	180x30
UP 60 S, AUT 60 S	
AP 65, AP 65 E, AP 65 E-FS, AP 65 EB,	190x30
AP 65 EB-FS, AT 65, AT 65 E, AT 65 E-FS,	
AT 65 EB, AT 65 EB-FS	
AD 65, AP 68 E, AP 65 S, AU 65 S,	200x30
AUP 65 S, AUT 65 S, AXP 65, AXP 200	
TS 75, TS 75 EBO, TS 75	210x30
EBO-FS, TS 75 E	
Symmetric SYM 70	216x30
AU 77 S	220x30
CS 70, CS 70 EB	225x30
AU 80 S	230x30
AP 85, AP 85 E, AP 85 E-FS, AP 85 E-TS,	240x30
AP 85 EB, AP 88, AP 88 E, AXP 85	
AD 85, AD 100, AE 85, AE 88	250x30
Kapex KS 88, Kapex KS 120	260x30
AXP 130, AXP 132 E, BD 125	350x30
BD 145, BD 145/1	400x30
BD 170	450x30
FEZER	
KG 20	200x18
KG 205	205x18
KG 25	250x32
KG 30	300x32
KG 40 S	400x32
AB 600	600x32
FLOTT/FLOTTJET/KRAKU	
1000, 2000, Profi 3000	250x20
KS 1011, KS 2011 D, TKS 2011 W,	250x30
KS 2011 D, KS 2011 W, KS 2012, 3011,	
Profi 2000, Profi 2001,	
Profi 3011, Uni-Profi 2011	
FKS 3000, KKS 305 M	315x30

Saw Blades for Portable Machines



MACHINE	DxB mm
GRAULE	
AKF F, AKF 4/200	200x40
AKF 2, AKF 4/250, AKF 6/250, KS, TS	250x40
85 N, AGL, AGT, AKF 6/300, Typ 85, ZS 85	300x40
Typ 135, ZS 135, ZS 135 N	350x40
Typ 170, ZS 170, ZS 170 N	420x40
ZS 200	520x50
GIUDE	
GTK 721	205x18
GTK 800	205x20
GKS 1100 P, GRK 210/300,	210x30
GUKS 2100, KT 210	
GFO 1401	216x30
GKS 250 L, GKS 250 T, GRK	250x20
250/300, GRK 250/500	
TK 2500 UG, GFO 1801	254x20
TK 2400 ECO	254x30
GTKS 315	315x30
GWS 400 Eco	400x30
GWS 450 Eco	450x30
FP 600 Plus, GWS 600 EC,	600x30
GWS 600 HM, QWS 600	
DTW 700, DWS 700, DWS 700 Z, GWS 700,	700x30
FP 700 Plus, GWS 700 HM, GWS 700 EC,	
PRS 700/7 HMF, PTW 700/7	
HMF, PWS 700/7 HMF	
HAAGER	
HTK 200	200x30
HKGS 250, HMS 10 RA	250x20
GKS 250 HR, HBTS 10 A	250x30
HTK 300	300x30
HAFFNER	
RF 60	100x20
KSU 40	120x20
KSU 105, KSU 125	125x20
KSU 50	160x20
KSU 110	170x30
KSU 60, KSU 113	180x20
KSU 60 alt	200x30
GL 136	200x20
AKS	210x30
AS 75, KS 75, RS 75	220x30
140, KL 177, KL 178, KSU 118	220x30
HSU 85, KL 176, KS 85, KSU 85,	250x30
SP 187, US 85	
AKS, GS 1, GS 2W, GS 2 D, GS 150, GS 163,	250x30
GS 165, GS 166, KL 140, SP 189, SP 195,	
SP 196, SP 197, SP 198, TGS 161,	
TGS 162, TGS 163, TGS 198	
MK 251 B	300x32
950, GS 146, GS 147, GS 148, GS 155,	330x30
GS 156, GS 157, GS 158, GS 165, GS 166,	
GS 183, GS 183 M, KS 120, KS 155,	
SP 221, SP 223, SP 224, TGS 168, TGS 169,	
TGS 200, TK 42, US 151	
DGS 180, DGS 182, GSM 180, GSA 180	350x30
GS 159, GS 160	340x30
MK 350 Vario	400x32
DGS 123, DGS 124, DGS 180, DGS 181,	500x30
DGS 182, DGS 184, DGS 184 E, DGS 188,	
DGS 185, GS 183, GS 184, GS 188 M,	
GS 188 P, GSA 184 E, KS 155, ZS 640,	
ZS 800	
DGS 187, DGS 202, GS 161,	600x30
GS 162, US 161, US 162 30	
HANNING	
TK 20 N, TK 20 S, TK 200,	200x16
TK 300, ZK 205, HKS 250	250x16
3 VS, HTK 315/1.6, HTK 315/2.1,	315x30
HTK 315/3.0, HTK 315/3 SV, HTK 315/4.0	
HANSEATIC	
PSC 160 D	160x20
HILTI	
WSC 55	160x20
WSC 85	230x30
HERCULES	
KG 205	205x16
TKS 250 UV	250x16
BK 315/1	315x30
HITACHI	
C 5 Y	125x20
C 5, FC 5, FC 5 SA	150x20
C 6, C 6 DA, C 60 A, FC 65 A, FC 6 SA	160x20
C 6 BU, C 6 U, C 6 DD-Akku, FC 6 SB	165x30
C 6 SA, PSU 6	170x30
C 7 U, C 7 BU, FC 7 SA, PSM 7, PSM 7 A,	190x30
PSU 7 C 8 U, C 8 FA, PSM 8, PSU 8	210x30
C 8 FC, C 8 FS	216x30
C 9 U	235x30
PSM 9, PSM 9 A, PSU 9	240x30
U 210	250x30
C 10 FB, C 10 FCA, C 10 FCS, C 10 RA	255x30
C 13 U, PSU 13	335x30
C 15 FC	380x30
HOLZ-HER (REICH)	
Derby 2110, Mosquito 2111, Mosquito 2171	132x30

MACHINE	DxB mm
2260, 2270	140x30
2103, 2104, 2105, 2106, 2107,	160x30
2108, HKU 50	
1563, 2115, 2266, 2271, 2281	170x30
2112, 2272, 2291, HKU 55	180x30
2114, 2116, 2117, 2119, 2126,	190x30
2127, 2269, 2282	
2113, 2292, 2555, HK 201	200x30
2267, 2284, PKS 267	210x30
Leistensäge 2141	216x30
2267, 2274, 2279, 2284, HKU 75, PKS	220x30
2118, 2120, 2171, 2279, 2293, 2294	230x30
2128, 2268, HKD 65	240x30
HKD 85, HKD 275, HKD 1212, PKS 1210,	300x30
PKS 1211, PKS 1213, PKS 1225,	
PKS 1230 303	
HKS 130, HKS 150, HKS 276	350x30
HKS 2136	380x30
HKS 155, HKS 277, HKS B 7 K, BTK 155	400x30
JEPSON	
8219	192x20
9211 D	255x25,4
9312 E, 9430	305x25,4
9314, 9435	355x25,4
KITY	
626	150x20
150, 616, 617, 2617	180x15
0419, 7419, 0618, Kombi 2000,	200x30
Kombi 5023, Junior 6	
618	250x30
1609, 1619, 5619, 6619, 9619 2	70x30
819	315x30
KRESS	
CHKS 6050, CHKS 6055	160x20
CHKS 6060, 1400 HKS, 1500 KS, 1800 KSE	190x20
MAFFEL	
A 35, FS 35, KSS 300, KSP 40	120x20
SF 32, X 40, XE 40	125x20
A 55, B 55, FU 50, KSP 55, KSP 55 F,	160x20
KSS 330, KSS 400, KST 55, MKS 55, MS 55,	
MT 55, PS 52, PSS 3000, PS 3100, X 55,	
XE 55	
KS 320	160x30
Erika 55	180x30
Erika 60, KSP 65, KSP 65 F, MS 65, MKS 65	190x30
B 65, X 72	200x30
AS 65, FUS 65	210x20
MS 75, MKS 75	210x20
Erika 70 E, MKS 85	225x20
KSP 85, KSP 85 FC	230x30
B 82	240x30
Erika 85, MS 85, MKS 85, MKS 85 S	250x30
A 85, Erika 65, FS 65, FU 585, FUS 85	280x30
Erika 70 L, Erika 70 K	290x20
Biberex, MKS 105, Monika,	315x30
TFK 85 L, TFK 85 K	
Biber, FS 85	325x30
MKS 130 EC	330x30
MKS 125, MKS 125 E	355x30
MKS 145, MKS 145 EC	370x30
BK 3, BKS 4, FS 130, FS 130 S, TD 3, VKS 1	400x30
MKS 165, MKS 165 EC, FS 130K	410x30
TDH 4, TDH 425	425x30
BK 4, BKV 4, BKS 5, FSG 165,	450x30
MKS 185 EC, TDH 5, TDH 450	
BKV 5, BKS 6, TDH 5-170	500x30
FSG 200	550x30
FSG 240 K	640x30
MAKITA	
4341 S, BTK 0, KS 0852 S, 61+2, 52 S	150x20
5600 NB, 5600 RDW	160x20
167, 0846 S, 0946 S, 5600 BR, 5603 R,	165x20
5604 R, TK 1256, KS 1155, KST 1157 S,	
KSTE 1357, S-Signal, SBTK 1, SR 1600	
5500 S, 5800 B, 5801 B, 6317 S	180x20
5800 BR, SR 1800	185x20
4346 S, KS 65, KS 1266 S, KS	190x20
1468, KS 4345 S, KSE 1668, TK 5348	
5703 R, 5705 R, 5017 RKB	190x30
Radial-Eudora 5700	200x25
LS 0810, SR 2100	210x25
KGS E 1670 S, KSE 1678 S	210x30
6322 S	220x30
SR 2300, SR 5900 B, SR 5900 BR	235x25
5903 R	235x30
KS 1785, KS 6323 S	240x30
LS 1013, LS 1014	260x25
SR 2600	266x25
5103 R, SR 2600	270x30
5100 BR	335x25
5143 R	355x30
METABO	
F 0520	100x22
4340 S, BHK 2, BHK 3, 4345 S 140 20	140x13
4341 S, BTK 0, 61 + 2, KS 52,	150x20
KS 0846 S, KS 0852 S	

MACHINE	DxB mm
BTK 1, KS 1155 S, Magnum, TK 1256	165x20
6317 S	180x20
KS 655, KS 1266, KS 1468 S,	190x20
KS 4345 S, KS 4346 S, KS5348,	
KSE 1668, Robert	
KGSE 1670, KSE 1678 S-Signal,	210x30
Magnum TK 1066, TKU 225	
6322 S	220x30
KS 1785 S, KS 6323 S	240x30
TK 1633, TKU 1633, TKU 1693	250x30
TK 1688, TK 1688 D	315x30
PANASONIC	
EY 3501	110x20
EY 3530	135x20
PERLES	
25 S	100x12
SC 47 C	140x20
KS 50, Peugeot, SC 53 C	150x20
FIP 50 S	180x20
KS 85	230x30
PROTOOL	
CSP 55-2, CSP 56 EQ,	160x20
CSP 56 Q, CSP 68	
CSP 68 E	190x30
CSP 85	240x30
ROBLAND	
K 210 - 260	240x30
X 260	250x30
K 310, X 310	300x30
ROCKWELL	
346, 63416	170x16
315, 4500, 63417	184x16
368, 63418	220x20
SCHEER	
HM 5, HM 6	100x22
MS 50	150x16
MS 45, MS 45 E	150x20
FM	160x16
MS 55	160x20
FM	180x16
MS 65, MKS 65	190x30
MS 70	200x30
MS 80	220x30
MS 85	230x30
FM 10, A 3100, A 4200	240x30
SCHEPPACH	
KG 205	205x18
TS 2000	200x30
Capas 1, Capas 2	216x30
KG 250, TKG 250, TS 2500	250x20
KSE 250, TS 2500, KG 260, TKG	250x30
260, KG 280, TKG 280	
Capas 3, TKG 305 E	305x30
TS 315 GT, TS 400, TS 4010, TKU	315x30
BSH 400	400x30
BSH 500	500x30
SKIL	
22501 B	125
5140 A, 5140 B, 5240	130
532	140
533, 553, 5246, 1800 H, 1850 H	150
416 H, 534, 536, 552 B, 1408 H,	160
1409 H, 1410 H, 1440 H, 5750 A	
77 U, 537 U, 553 B, 553 H,	184
559 U, 574 U, 599 U, 857	
1865, 1866, 5266, 5565, 5566,	190
5666, 5866 A, 1899, 1965 U, 1986	
554 B, 554 H, 825, 858, 1524 H, 1873 H	210
555 H, 1525 H, 1886 H, 1985 U	230
1523 H, 1526 H, 1899 H	260
STAYER	
CP 50	150x20
KS 700, SC 205, TKS 2000	205x18
SC 250, SC 251, SCU 75	250x20
SC 260, SCE 1610, SLL 250	250x30
TD 305	305x25,4
TIP	
HKS 160	160x20
HKS 200	200x16
TKS 250	250x15,8
TGS 250	250x25,4
ULMIA	
1409 B	160x20
1706, 1708	200x16
1710 S, 1710 R	250x15,8
Gecombineerde machines	300x25,4
WEGOMA	
TB 204	105x22
HS 50	150x20
TS 250	250x30
S 4 D, S 4 W	350x30
TS 400	400x30

SAW BLADES
JIG SAW BLADES
SABRE SAW BLADES
TOOLS FOR MULTI-CUTTERS
TOOLS WITH BORE & KNIVES
ROUTER BITS & SETS
CNC ROUTER CUTTER & CHUCKS
INDUSTRIAL DOWEL DRILLS
BITS FOR HAND POWER TOOLS
HOLE SAW BLADES
POWER TOOLS & ACCESSORIES
DISPLAY CABINETS & SPARE PARTS

Saw Blade Index

D mm	B mm	APPLICATION	Z	K mm	P mm	α	β	ORDER NO.	PAGE
70	20	Panel Sizing	8+8	2,8-3,6		12°	FLAT	289.070.16H	23
80	20	Panel Sizing	12	3,1-4,0	2,2	10°	CO+FTG	S288.080.12H	22
80	20	Panel Sizing	10+10	2,8-3,6		12°	FLAT	289.080.20H	23
85	15	Abrasive Materials	6	1,8	1,4	12°	TCG	236.085.06G	30
100	20	Panel Sizing	20	3,1-4,0	2,5	5°	CO+5° ATB	288.100.20H	22
100	20	Panel Sizing	10+10	2,8-3,6		12°	FLAT	289.100.20H	23
100	22	Panel Sizing	20	3,1-4,0	2,5	5°	CO+5° ATB	288.100.20K	22
100	22	Panel Sizing	10+10	2,8-3,6		12°	FLAT	289.100.20K	23
100	22	Grooving	6	3,96	3	18°	10°ATB	240.006.04	36
100	22	Grooving	8	3,96	3	15°	10°ATB	240.008.04	36
100	22	Grooving	8	3,96	3,1-3,8	15°	FLAT	241.008.04	36
100	22	Grooving	4	8	6	18°	R30	240.004.04	36
120	20	Two-Sided Melamine	20	3,1-3,7		5°	CONICAL	238.120.20H	20
120	20	Panel Sizing	24	3,1-4,3	2,2	0°	CO+6° ATB	288.720.24H	22
120	20	Panel Sizing	24	3,1-4,0	2,5	5°	CO+5° ATB	288.120.24H	22
120	20	Panel Sizing	24	3,4-4,2	2,5	5°	CO+5° ATB	288.120.24H1	22
120	20	Panel Sizing	12+12	2,8-3,6		11°	5° ATB	289.720.24H	23
120	20	Panel Sizing	12+12	2,8-3,6		12°	FLAT	289.120.24H	23
120	20	Aluminium	36	1,8	1,2	-6° Neg.	TCG	296.120.36H	25
120	20	Portable Machines	18	1,8	1,2	15°	15° ATB	291.120.18H	33
120	20	Portable Machines	36	1,8	1,2	10°	15° ATB	292.120.36H	34
120	20	Portable Machines	40	1,8	1,2	10°	15° ATB	292.120.40H	34
120	22	Panel Sizing	24	3,1-4,3	2,2	0°	CO+6° ATB	288.720.24K	22
120	22	Panel Sizing	24	3,1-4,0	2,5	5°	CO+5° ATB	288.120.24K	22
120	22	Panel Sizing	12+12	2,8-3,6		11°	5° ATB	289.720.24K	23
120	22	Panel Sizing	12+12	2,8-3,6		12°	FLAT	289.120.24K	23
120	50	Panel Sizing	12+12	2,8-3,6		12°	FLAT	289.120.24T	23
125	20	Two-Sided Melamine	20	3,1-3,7		5°	CONICAL	238.125.20H	20
125	20	Panel Sizing	24	3,1-4,3	2,2	0°	CO+6° ATB	288.725.24H	22
125	20	Panel Sizing	24	3,1-4,0	2,5	5°	CO+5° ATB	288.125.24H	22
125	20	Panel Sizing	24	3,4-4,2	2,5	5°	CO+5° ATB	288.125.24H1	22
125	20	Panel Sizing	24	4,3-5,5	3,2	10°	CO+FTG	288.125.24H2	22
125	20	Panel Sizing	12+12	2,8-3,6		11°	5° ATB	289.725.24H	23
125	20	Panel Sizing	12+12	2,8-3,6		12°	FLAT	289.125.24H	23
125	20	Portable Machines	20	2,4	1,4	15°	15° ATB	291.125.20H	33
125	20	Portable Machines	36	2,4	1,4	15°	15° ATB	292.125.36H	34
125	22	Panel Sizing	24	3,1-4,0	2,5	5°	CO+5° ATB	288.125.24K	22
125	22	Panel Sizing	12+12	2,8-3,6		12°	FLAT	289.125.24K	23
125	45	Panel Sizing	24	4,3-5,5	3,2	10°	CO+FTG	288.125.24Q	22
130	20	Portable Machines	20	2,4	1,4	15°	15° ATB	291.130.20H	33
130	20	Portable Machines	36	2,4	1,4	15°	15° ATB	292.130.36H	34
136	20 (+10)	Portable Machines	18	1,5	1	20°	10° ATB + 8° Shear	271.136.18H	28, 30
136	20 (+10)	Portable Machines	36	1,5	1	18°	10° ATB + 8° Shear	272.136.36H	29, 30
136,5	10	Metal	30	1,5	1,2	0°	8° FWF	226.030.05	26, 30
136,5	20	Metal	30	1,5	1,2	0°	8° FWF	226.030.05H	26, 30
140	16	Panel Sizing	24	3,1-4,0	2,2	10°	CO+FTG	Y288.140.24E	22
140	20	Portable Machines	20	2,4	1,4	15°	15° ATB	291.140.20H	33
140	20	Portable Machines	36	2,4	1,4	15°	15° ATB	292.140.36H	34
150	15,87	Grooving		6,35-22,23		-5°	FTG+ATB	230.520.06	35
150	16	Portable Machines	24	2,4	1,4	15°	15° ATB	291.150.24E	33
150	20	Portable Machines	12	2,4	1,4	20°	10° ATB	290.150.12H	31
150	20	Portable Machines	24	2,4	1,4	15°	15° ATB	291.150.24H	33
150	20	Portable Machines	40	2,4	1,4	15°	15° ATB	292.150.40H	34
150	30	Wood	48	3,2	2,2	5°	15° ATB	285.048.06M	13
150	30	Grooving	12	2	1,4	15°	FLAT	240.020.06M	36
150	30	Grooving	12	3	2	15°	FLAT	240.030.06M	36
150	30	Grooving	12	4	3	15°	FLAT	240.040.06M	36
150	30	Grooving	12	5	3	15°	FLAT	240.050.06M	36
150	30	Grooving	12	6	3	15°	FLAT	240.060.06M	36
150	35	Grooving	12	2	1,4	15°	FLAT	240.020.06R	36
150	35	Grooving	12	3	2	15°	FLAT	240.030.06R	36
150	35	Grooving	12	4	3	15°	FLAT	240.040.06R	36
150	35	Grooving	12	5	3	15°	FLAT	240.050.06R	36
150	35	Grooving	12	6	3	15°	FLAT	240.060.06R	36
150	45	Panel Sizing	36	4,3-5,5	3,2	10°	CO+FTG	288.150.36Q	22
150	20 (+16)	Portable Machines	24	1,5	1	18°	10° ATB + 8° Shear	271.150.24H	28
150	20 (+16)	Portable Machines	40	1,5	1	16°	10° ATB + 8° Shear	272.150.40H	29
160	16	Portable Machines	12	2,2	1,6	20°	10° ATB	290.160.12E	31
160	16	Portable Machines	24	2,2	1,6	15°	15° ATB	291.160.24E	33
160	16	Portable Machines	40	2,2	1,6	10°	15° ATB	292.160.40E	34
160	20	Wood	48	2,2	1,6	5°	15° ATB	285.160.48H	13
160	20	Two-Sided Melamine	34	2,6	1,8	10°	HDF	287.034.06H	17

D mm	B mm	APPLICATION	Z	K mm	P mm	α	β	ORDER NO.	PAGE
160	20	Portable Machines	40	2,2	1,6	10°	TCG	281.160.40H2	19
160	20	Aluminium	24	2,2	1,6	5°	TCG	284.160.24H	24
160	20	Aluminium	40	2,2	1,6	-6° Neg.	TCG	296.160.40H	25
160	20	Aluminium	56	2,2	1,6	-6° Neg.	TCG	296.160.56H	25
160	20	Metal	30	2	1,6	0°	8° FWF	226.030.06H	26
160	20	Metal	40	1,8	1,4	10°	8° FWF	226.540.06H	26
160	20	Abrasive Materials	4	2,4	1,8	12°	TCG	236.160.04H	31
160	20	Abrasive Materials	10	2,4	1,8	5°	TCG	236.160.10H	31
160	20	Portable Machines	12	2,2	1,6	20°	10° ATB	290.160.12H	31
160	20	Portable Machines	24	2,2	1,4	15°	15° ATB	K16024H-X10	32
160	20	Portable Machines	40	2,2	1,4	10°	15° ATB	K16040H-X10	32
160	20	Wood	24	2,2	1,4	15°	15° ATB	K16024H	32
160	20	Wood	40	2,2	1,4	10°	15° ATB	K16040H	32
160	20	Portable Machines	24	2,2	1,6	15°	15° ATB	291.160.24H	33
160	20	Portable Machines	40	2,2	1,6	10°	15° ATB	292.160.40H	34
160	20	Portable Machines	40	2,2	1,6	10°	TCG	281.160.40H2	34
160	20	Portable Machines	56	2,2	1,6	15°	15° ATB	292.160.56H	34
160	30	Portable Machines	24	2,2	1,6	15°	15° ATB	291.160.24M	33
160	30	Portable Machines	40	2,2	1,6	10°	15° ATB	292.160.40M	34
160	45	Panel Sizing	36	4,3-5,5	3,2	10°	CO+FTG	288.160.36Q	22
160	55	Panel Sizing	36	4,3-5,5	3,2	10°	CO+FTG	288.160.36Q	22
160	55	Panel Sizing	36	4,7-6,0	3,5	10°	CO+FTG	Y288.160.36Q2	22
160	20 (+16)	Portable Machines	24	1,7	1,1	18°	10° ATB + 8° Shear	271.160.24H	28
160	20 (+16)	Portable Machines	40	1,7	1,1	16°	10° ATB + 8° Shear	272.160.40H	29
160	20 (+16)	Portable Machines	56	1,7	1,1	12°	10° ATB + 8° Shear	273.160.56H	29
160	20 (Virutex)	Portable Machines	40	2,2	1,6	10°	TCG	281.160.40H	19
160	20 (Virutex)	Portable Machines	40	2,2	1,6	10°	TCG	281.160.40H	34
165	20	Portable Machines	24	2,2	1,6	15°	15° ATB	291.165.24H	33
165	20	Metal	36	1,6	1,2	0°	8° FWF	226.036.06H	26
165	20	Portable Machines	40	2,2	1,6	10°	15° ATB	292.165.40H	34
165	20	Aluminium	40	2,2	1,6	-6° Neg.	TCG	296.165.40H	25
165	20	Portable Machines	56	2,2	1,6	15°	15° ATB	292.165.56H	34
165	20	Aluminium	56	2,2	1,6	-6° Neg.	TCG	296.165.56H	25
165	30	Metal	36	1,6	1,2	0°	8° FWF	226.036.06M	26
165	30	Portable Machines	24	1,7	1,1	18°	10° ATB + 8° Shear	271.165.24M	28, 30
165	30	Portable Machines	24	2,6	1,6	15°	15° ATB	291.165.24M	33
165	30	Portable Machines	40	2,6	1,6	10°	15° ATB	292.165.40M	34
165	15,87<->	Metal	36	1,6	1,2	0°	8° FWF	226.036.06	26, 30
165	20 (+15,87)	Portable Machines	24	1,7	1,1	18°	10° ATB + 8° Shear	271.165.24H	28, 30
165	20 (+15,87)	Portable Machines	36	1,7	1,1	20°	10° ATB + 8° Shear	272.165.36H	29, 30
170	30	Portable Machines	24	2,6	1,6	20°	10° ATB	291.170.24M	33
170	30	Portable Machines	40	2,6	1,6	15°	15° ATB	292.170.40M	34
180	20	Panel Sizing	36	4,3-5,5	3,2	10°	CO+FTG	Y288.180.36H	22
180	20	Aluminium	40	2,8	2,2	-6° Neg.	TCG	296.180.40H	25
180	20	Abrasive Materials	4	2,4	1,8	12°	TCG	236.180.04H	31
180	20	Portable Machines	24	2,6	1,6	20°	10° ATB	291.180.24H	33
180	20	Portable Machines	40	2,6	1,6	15°	15° ATB	292.180.40H	34
180	30	Wood	56	3,2	2,2	5°	15° ATB	285.056.07M	13
180	30	Panel Sizing	36	4,3-5,5	3,2	10°	CO+FTG	288.180.36M	22
180	30	Portable Machines	12	2,6	1,6	20°	10° ATB	290.180.12M	31
180	30	Portable Machines	24	2,6	1,6	20°	10° ATB	291.180.24M	33
180	30	Portable Machines	40	2,6	1,6	15°	15° ATB	292.180.40M	34
180	30	Grooving	18	3	2	15°	FLAT	240.030.07M	36
180	30	Grooving	18	4	3	15°	FLAT	240.040.07M	36
180	30	Grooving	18	5	3	15°	FLAT	240.050.07M	36
180	30	Grooving	18	6	3	15°	FLAT	240.060.07M	36
180	35	Grooving	18	3	2	15°	FLAT	240.030.07R	36
180	35	Grooving	18	4	3	15°	FLAT	240.040.07R	36
180	35	Grooving	18	5	3	15°	FLAT	240.050.07R	36
180	35	Grooving	18	6	3	15°	FLAT	240.060.07R	36
180	40	Multi-Rip	21+3	2,5	1,8	18°	FLAT	280.021.07S	10
180	45	Panel Sizing	36	4,7-6,0	3,5	10°	CO+FTG	288.180.36Q	22
180	50	Panel Sizing	44	4,3-5,5	3,2	10°	CO+FTG	288.180.44T	22
180	55	Panel Sizing	36	5,0-6,2	3,5	10°	CO+FTG	288.180.36Q	22
184	16	Portable Machines	24	2,6	1,6	20°	10° ATB	291.184.24E	33
184	16	Portable Machines	40	2,6	1,6	15°	15° ATB	292.184.40E	34
184	30	Portable Machines	24	1,7	1,1	20°	10° ATB + 8° Shear	271.184.24M	28
184	30	Portable Machines	40	1,7	1,1	18°	10° ATB + 8° Shear	272.184.40M	29
184	30	Portable Machines	24	2,6	1,6	20°	10° ATB	291.184.24M	33
184	30	Portable Machines	40	2,6	1,6	15°	15° ATB	292.184.40M	34
184	15,87<->	Metal	48	2	1,6	10°	8° FWF	226.548.07	26
184	15,87<->	Metal	48	2	1,6	0°	8° FWF	226.048.07	26

Saw Blade Index

D mm	B mm	APPLICATION	Z	K mm	P mm	α	β	ORDER NO.	PAGE
184	20 (+16+15,87)	Portable Machines	24	1,7	1,1	20°	10° ATB + 8° Shear	271.184.24H	28, 30
184	20 (+16+15,87)	Portable Machines	40	1,7	1,1	18°	10° ATB + 8° Shear	272.184.40H	29, 30
184,5	15,87<>	Abrasive Materials	4	1,8	1,4	12°	TCG	236.004.07	31
190	16	Portable Machines	12	2,6	1,6	20°	10° ATB	290.190.12E	31
190	16	Portable Machines	24	2,6	1,6	20°	10° ATB	291.190.24E	33
190	16	Portable Machines	40	2,6	1,6	15°	15° ATB	292.190.40E	34
190	20	Portable Machines	12	2,6	1,6	20°	10° ATB	290.190.12H	31
190	20	Portable Machines	24	2,6	1,6	20°	10° ATB	291.190.24H	33
190	20	Portable Machines	40	2,6	1,6	15°	15° ATB	292.190.40H	34
190	30	Aluminium	30	2,6	2,2	5°	TCG	284.190.30M	24
190	30	Aluminium	40	2,8	2,2	-6° Neg.	TCG	296.190.40M	25
190	30	Aluminium	64	2,8	2,2	-6° Neg.	TCG	296.190.64M	25
190	30	Metal	40	2	1,6	0°	8° FWF	226.040.07M	26
190	30	Metal	48	1,8	1,4	10°	8° FWF	226.548.07M	26
190	30	Abrasive Materials	4	2,4	1,8	12°	TCG	236.190.04M	31
190	30	Abrasive Materials	12	2,4	1,8	12°	TCG	236.190.12M	31
190	30	Portable Machines	12	2,6	1,6	20°	10° ATB	290.190.12M	31
190	30	Portable Machines	24	2,2	1,4	20°	10° ATB	K19024M-X10	32
190	30	Wood	24	2,2	1,4	20°	10° ATB	K19024M	32
190	30	Wood	40	2,2	1,4	15°	10° ATB	K19040M	32
190	30	Portable Machines	24	2,6	1,6	20°	10° ATB	291.190.24M	33
190	30	Portable Machines	40	2,6	1,6	15°	15° ATB	292.190.40M	34
190	30	Portable Machines	64	2,6	1,6	15°	15°_ATB	292.190.64M	34
190	20 (Festool® FF)	Aluminium	64	2,8	2,2	-6° Neg.	TCG	296.190.64FF	25
190	20 (Festool® FF)	Portable Machines	32	2,6	1,6	10°	10° ATB	291.190.32FF	33
190	20 (Festool® FF)	Portable Machines	48	2,4	1,6	10°	15° ATB	292.190.48FF	34
190	30 (+20+16)	Portable Machines	24	1,7	1,1	20°	10° ATB + 8° Shear	271.190.24M	28
190	30 (+20+16)	Portable Machines	42	1,7	1,1	18°	10° ATB + 8° Shear	272.190.42M	29
190	30 (+20+16)	Portable Machines	64	1,7	1,1	15°	10° ATB + 8° Shear	273.190.64M	29
200	15,87	Grooving		6,35-22,23		-5°	FTG+ATB	230.524.08	35
200	15,87	Grooving		6,35-20,64		-12°	FTG+ATB	230.012.08	35
200	20	Panel Sizing	36	4,3-5,5	3,2	10°	CO+FTG	288.200.36H	22
200	30	Wood	36	3,2	2,2	15°	10° ATB	285.036.08M	12
200	30	Wood	48	3,2	2,2	15°	15° ATB	285.048.08M	12
200	30	Wood	64	3,2	2,2	5°	15° ATB	285.064.08M	13
200	30	Portable Machines	64	3,2	2,2	10°	TCG	281.064.08M	19
200	30	Aluminium	48	2,8	2,2	-6° Neg.	TCG	296.200.48M	25
200	30	Portable Machines	36	1,8	1,2	15°	10° ATB + 8° Shear	271.200.36M	28
200	30	Portable Machines	48	1,8	1,2	15°	10° ATB + 8° Shear	272.200.48M	29
200	30	Portable Machines	24	2,8	1,8	20°	10° ATB	290.200.24M	31
200	30	Portable Machines	36	2,8	1,8	15°	15° ATB	291.200.36M	33
200	30	Portable Machines	48	2,8	1,8	15°	15° ATB	292.200.48M	34
200	30	Grooving		6,35-22,23		-5°	FTG+ATB	230.524.08M	35
200	40	Multi-Rip	21+3	2,5	1,8	18°	FLAT	280.021.08S	10
200	45	Panel Sizing	36	4,7-6,0	3,5	10°	CO+FTG	288.200.36Q	22
200	45	Panel Sizing	36	4,3-5,5	3,2	10°	CO+FTG	Y288.200.36Q2	22
200	65	Panel Sizing	36	4,3-5,5	3,2	10°	CO+FTG	288.200.36J	22
210	25	Portable Machines	36	2,8	1,8	15°	15° ATB	291.210.36L	33
210	25	Portable Machines	48	2,8	1,8	15°	15° ATB	292.210.48L	34
210	30	Aluminium	48	2,8	2,2	-6° Neg.	TCG	296.210.48M	25
210	30	Aluminium	64	2,8	2,2	-6° Neg.	TCG	296.210.64M	25
210	30	Metal	48	2,2	1,8	0°	8° FWF	226.048.08M	26
210	30	Portable Machines	24	2,8	1,8	20°	10° ATB	290.210.24M	31
210	30	Portable Machines	36	2,8	1,8	15°	15° ATB	291.210.36M	33
210	30	Portable Machines	48	2,8	1,8	15°	15° ATB	292.210.48M	34
210	30	Portable Machines	64	2,8	1,8	15°	15° ATB	292.210.64M	34
210	15,87<>	Metal	48	2,2	1,8	0°	8° FWF	226.048.08	26
210	30 (+25)	Portable Machines	36	1,8	1,2	15°	10° ATB + 8° Shear	271.210.36M	28
210	30 (+25)	Portable Machines	48	1,8	1,2	15°	10° ATB + 8° Shear	272.210.48M	29
215	50	Panel Sizing	42	4,3-5,5	3,2	10°	CO+FTG	288.215.42T	22
216	30	Aluminium	40	2,6	2,2	5°	TCG	284.216.40M	24
216	30	Aluminium	64	2,8	2,2	-6° Neg.	TCG	297.064.09M	25
216	30	Metal	48	2,2	1,8	0°	8° FWF	226.047.09M	26
216	30	Metal	56	1,8	1,4	10°	8° FWF	226.556.09M	26
216	30	Portable Machines	36	1,8	1,2	-5° Neg.	10° ATB + 8° Shear	271.216.36M	28
216	30	Portable Machines	48	1,8	1,2	-5° Neg.	10° ATB + 8° Shear	272.216.48M	29
216	30	Portable Machines	64	1,8	1,2	-5° Neg.	10° ATB + 8° Shear	273.216.64M	29
216	30	Abrasive Materials	14	2,4	1,8	12°	TCG	236.216.14M	31
216	30	Portable Machines	24	2,8	1,8	-5° Neg.	15° ATB	290.216.24M	31
216	30	Portable Machines	24	2,4	1,6	-5° Neg.	15° ATB	K21624M-X10	32
216	30	Portable Machines	48	2,4	1,6	-5° Neg.	15° ATB	K21648M-X10	32
216	30	Wood	24	2,4	1,6	-5°	15° ATB	K21624M	32

D mm	B mm	APPLICATION	Z	K mm	P mm	α	β	ORDER NO.	PAGE
216	30	Wood	48	2,4	1,6	-5°	15° ATB	K21648M	32
216	30	Portable Machines	48	2,8	1,8	-5° Neg.	15° ATB	291.216.48M	33
216	30	Portable Machines	64	2,8	1,8	-5° Neg.	15° ATB	292.216.64M	34
216	30	Portable Machines	80	2,8	1,8	-5° Neg.	15° ATB	292.216.80M	34
220	30	Two-Sided Melamine	64	3,2	2,2	-5°	40° ATB	283.064.09M	15
220	30	Two-Sided Melamine	42	3,2	2,2	-6°	HDF	287.043.09M	16
220	30	Two-Sided Melamine	42	3,2	2,2	10°	HDF	287.042.09M	17
220	30	Portable Machines	64	3,2	2,2	10°	TCG	281.064.09M	19
220	30	Two-Sided Melamine	63	3,2	2,2	-3°	FFT	281.063.09M	19
220	30	Portable Machines	24	2,8	1,8	20°	10° ATB	290.220.24M	31
220	30	Portable Machines	36	2,8	1,8	15°	15° ATB	291.220.36M	33
220	30	Portable Machines	48	2,8	1,8	15°	15° ATB	292.220.48M	34
225	30	Aluminium	64	2,8	2,2	-6° Neg.	TCG	296.225.64M	25
225	30	Portable Machines	36	2,8	1,8	20°	15° ATB	291.225.36M	33
225	30	Portable Machines	48	2,8	1,8	10°	15°_ATB	292.225.48M	34
230	30	Aluminium	48	2,8	2,2	-6° Neg.	TCG	296.230.48M	25
230	30	Abrasive Materials	4	2,4	1,8	12°	TCG	236.230.04M	31
230	30	Portable Machines	24	2,8	1,8	20°	10° ATB	290.230.24M	31
230	30	Portable Machines	36	2,8	1,8	15°	15° ATB	291.230.36M	33
230	30	Portable Machines	48	2,8	1,8	15°	15° ATB	292.230.48M	34
230	30	Portable Machines	64	2,8	1,8	15°	15°_ATB	292.230.64M	34
235	25	Portable Machines	24	2,8	1,8	20°	10° ATB	290.235.24L	31
235	25	Portable Machines	36	2,8	1,8	15°	15° ATB	291.235.36L	33
235	25	Portable Machines	48	2,8	1,8	15°	15° ATB	292.235.48L	34
235	30	Aluminium	48	2,8	2,2	-6° Neg.	TCG	296.235.48M	25
235	30	Metal	48	2,2	1,8	0°	8° FWF	226.048.09M	26
235	30	Portable Machines	24	2,8	1,8	20°	10° ATB	290.235.24M	31
235	30	Portable Machines	36	2,8	1,8	15°	15° ATB	291.235.36M	33
235	30	Portable Machines	48	2,8	1,8	15°	15° ATB	292.235.48M	34
235	30 (+25)	Portable Machines	36	2,4	1,6	18°	10° ATB + 8° Shear	271.235.36M	28
235	30 (+25)	Portable Machines	48	2,4	1,6	18°	10° ATB + 8° Shear	272.235.48M	29
240	30	Portable Machines	24	2,8	1,8	20°	10° ATB	290.240.24M	31
240	30	Portable Machines	36	2,8	1,8	15°	15° ATB	291.240.36M	33
240	30	Portable Machines	48	2,8	1,8	15°	15° ATB	292.240.48M	34
250	20	Wood	40	3,2	2,2	15°	10° ATB	285.040.10H	12
250	20	Garden	20	2,2	1,4	15°	10°_ATB	298.250.20H	24
250	20	Wood	40	3,2	2,2	15°	10° ATB	285.040.10H	33
250	25,4	Garden	20	2,2	1,4	15°	10°_ATB	298.250.20	24
250	30	Multi-Rip	20+4	3,2	2,2	65	10°_ATB	279.020.10M	9
250	30	Abrasive Materials	16	2,8	1,8	15°	5° ATB	286.016.10M	11
250	30	Portable Machines	24	2,8	1,8	20°	10° ATB	290.250.24M	11
250	30	Wood	40	3,2	2,2	15°	10° ATB	285.040.10M	12
250	30	Wood	48	3,2	2,2	15°	10° ATB	285.048.10M	12
250	30	Wood	60	3,2	2,2	10°	15° ATB	285.060.10M	12, 34
250	30	Wood	80	3,2	2,2	5°	15° ATB	285.080.10M	13
250	30	Wood	80	3	2,5	10°	20°_ATB	285.580.10M	13
250	30	Wood	40	3,2	2,2	15°	10° ATB	285.640.10M	14
250	30	Wood	60	3,2	2,2	10°	15° ATB	285.660.10M	14
250	30	Two-Sided Melamine	80	3,2	2,2	5°	15° ATB	285.680.10M	14
250	30	Two-Sided Melamine	80	3,2	2,2	-2°	40° ATB	283.080.10M	15
250	30	Two-Sided Melamine	80	3,2	2,2	-2°	38° ATB	283.680.10M	15
250	30	Two-Sided Melamine	80	3,2	2,2	15°	1FTG+4ATB	274.080.10M	16
250	30	Two-Sided Melamine	48	3,2	2,2	-6°	HDF	287.049.10M	16
250	30	Two-Sided Melamine	48	3,2	2,2	10°	HDF	287.648.10M	17
250	30	Two-Sided Melamine	48	3,2	2,2	10°	HDF	287.048.10M	17
250	30	Two-Sided Melamine	80	3,2	2,2	5°	TCG	281.680.10M	18
250	30	Two-Sided Melamine	78	3,2	2,2	10°	FFT	295.078.10M	18
250	30	Portable Machines	60	3,2	2,2	10°	TCG	281.060.10M	19
250	30	Portable Machines	80	3,2	2,2	10°	TCG	281.080.10M	19
250	30	Two-Sided Melamine	60	3,2	2,2	-3°	FFT	281.061.10M	19
250	30	Two-Sided Melamine	81	3,2	2,2	-3°	FFT	281.081.10M	19
250	30	Two-Sided Melamine	48	3,2	2,2	10°	45° TCG	237.048.10M	20
250	30	Portable Machines	60	3,2	2,2	10°	TCG	281.060.10M	21
250	30	Portable Machines	80	3,2	2,2	10°	TCG	281.080.10M	21
250	30	Aluminium	80	3,2	2,5	-6°_Neg.	TCG	297.080.10M	25
250	30	Metal	72	2,2	1,8	10°	8° FWF	226.572.10M	26
250	30	Corian®	72	3,2	2,5	0°	MTCG	223.072.10M	27
250	30	Corian®	80	2,8	2,2	-3°	MATB	222.080.10M	27
250	30	Portable Machines	24	2,4	1,6	20°	10° ATB + 8° Shear	271.250.24M	28
250	30	Portable Machines	42	2,4	1,6	18°	10° ATB + 8° Shear	271.250.42M	28
250	30	Portable Machines	60	2,4	1,6	15°	10° ATB + 8° Shear	272.250.60M	29
250	30	Portable Machines	80	2,4	1,6	12°	10° ATB + 8° Shear	273.250.80M	29

Saw Blade Index

D mm	B mm	APPLICATION	Z	K mm	P mm	α	β	ORDER NO.	PAGE
250	30	Abrasive Materials	16	2,4	1,8	12°	TCG	236.250.16M	31
250	30	Portable Machines	24	2,8	1,8	20°	10°_ATB	290.250.24M	31
250	30	Portable Machines	40	2,6	1,8	15°	10°_ATB	K25040M-X05	32
250	30	Wood	24	2,6	1,8	20°	10°_ATB	K25024M	32
250	30	Wood	40	2,6	1,8	15°	10°_ATB	K25040M	32
250	30	Wood	40	3,2	2,2	15°	10°_ATB	285.040.10M	33
250	32	Aluminium	80	3,2	2,5	5°	TCG	284.080.10P	24
250	32	Aluminium	80	3,2	2,5	-6°_Neg.	TCG	297.080.10P	25
250	35	Wood	40	3,2	2,2	15°	10°_ATB	285.040.10R	12
250	35	Wood	60	3,2	2,2	10°	15°_ATB	285.060.10R	12
250	35	Wood	80	3,2	2,2	5°	15°_ATB	285.080.10R	13
250	70	Multi-Rip	20+4	3,2	2,2	65	10°_ATB	279.020.10V	9
250	70	Multi-Rip	20+4	2,7	1,8	18°	10°_ATB	280.020.10V	10
250	80	Multi-Rip	20+4	3,2	2,2	65	10°_ATB	279.020.10W	9
250	80	Multi-Rip	20+4	2,7	1,8	18°	10°_ATB	280.020.10W	10
254	15,87	Metal	48	2,2	1,8	0°	8°_FWF	226.048.10	26
254	15,87	Metal	60	2,2	1,8	0°	8°_FWF	226.060.10	26
254	15,87	Metal	72	2,2	1,8	10°	8°_FWF	226.572.10	26
254	15,87	Abrasive Materials	6	2,2	1,6	12°	TCG	236.006.10	31
254	30	Wood	48	2,4	1,8	-5°_Neg.	15°_ATB	294.048.10M	12
254	30	Wood	60	2,4	1,8	-5°_Neg.	15°_ATB	294.060.10M	12
254	30	Aluminium	80	3,2	2,5	-5°_Neg.	TCG	297.081.10M	25
254	30	Metal	60	2,2	1,8	0°	8°_FWF	226.060.10M	26
260	30	Wood	48	2,8	1,8	15°	10°_ATB	285.048.11M	12
260	30	Wood	60	2,8	1,8	10°	15°_ATB	285.060.11M	12, 34
260	30	Wood	60	2,5	1,8	-5°_Neg.	15°_ATB	294.060.11M	12
260	30	Aluminium	80	2,8	2,2	-6°_Neg.	TCG	297.080.11M	25
260	30	Portable Machines	28	2,8	1,8	20°	10°_ATB	290.260.28M	31
260	30	Wood	48	2,8	1,8	15°	10°_ATB	285.048.11M	33
270	30	Portable Machines	28	2,8	1,8	20°	10°_ATB	290.270.28M	11
270	30	Wood	42	2,8	1,8	15°	15°_ATB	291.270.42M	12
270	30	Wood	28	2,8	1,8	20°	10°_ATB	290.270.28M	31
270	30	Portable Machines	42	2,8	1,8	15°	15°_ATB	291.270.42M	33
275	20	Wood	42	3,2	2,2	15°	10°_ATB	285.042.11H	12
280	30	Wood	64	2,8	1,8	10°	15°_ATB	295.064.11M	12
280	30	Aluminium	64	3,2	2,5	-6°_Neg.	TCG	297.064.11M	25
300	20	Wood	48	3,2	2,2	15°	10°_ATB	285.048.12H	12
300	30	Multi-Rip	24+4	3,2	2,2	80	10°_ATB	279.024.12M	9
300	30	Multi-Rip	28	3,2	2,2	18°	10°_ATB	278.028.12M	9
300	30	Multi-Rip	24+4	4	2,8	18°	10°_ATB	277.024.12M	10
300	30	Abrasive Materials	20	2,8	1,8	15°	5°_ATB	286.020.12M	11
300	30	Abrasive Materials	48	3,2	2,2	15°	10°_ATB	286.048.12M	11
300	30	Wood	24	3,2	2,2	20°	10°_ATB	293.024.12M	11
300	30	Wood	36	3,2	2,2	15°	10°_ATB	285.036.12M	12
300	30	Wood	48	3,2	2,2	15°	10°_ATB	285.048.12M	12
300	30	Wood	60	3,2	2,2	15°	10°_ATB	285.060.12M	12
300	30	Wood	72	3,2	2,2	10°	15°_ATB	285.072.12M	12
300	30	Wood	96	3,2	2,2	5°	15°_ATB	285.096.12M	13
300	30	Wood	96	3	2,5	10°	20°_ATB	285.596.12M	13
300	30	Wood	48	3,2	2,2	15°	10°_ATB	285.648.12M	14
300	30	Wood	72	3,2	2,2	10°	15°_ATB	285.672.12M	14
300	30	Two-Sided Melamine	96	3,2	2,2	5°	15°_ATB	285.696.12M	14
300	30	Two-Sided Melamine	96	3,2	2,2	2°	40°_ATB	283.096.12M	15
300	30	Two-Sided Melamine	96	3,2	2,2	2°	38°_ATB	283.696.12M	15
300	30	Two-Sided Melamine	100	3,2	2,2	15°	1FTG+4ATB	274.100.12M	16
300	30	Two-Sided Melamine	72	3,2	2,2	10°	TCG	281.672.12M	18
300	30	Two-Sided Melamine	96	3,2	2,2	5°	TCG	281.696.12M	18
300	30	Two-Sided Melamine	96	3,2	2,2	10°	FFT	295.096.12M	18
300	30	Portable Machines	72	3,2	2,2	10°	TCG	281.072.12M	19
300	30	Portable Machines	96	3,2	2,2	10°	TCG	281.096.12M	19
300	30	Two-Sided Melamine	72	3,2	2,2	-3°	FFT	281.073.12M	19
300	30	Two-Sided Melamine	96	3,2	2,2	-3°	FFT	281.097.12M	19
300	30	Two-Sided Melamine	60	3,2	2,2	10°	45°_TCG	237.060.12M	20
300	30	Two-Sided Melamine	96	3,2	2,2	15°	45°_TCG	237.096.12M	20
300	30	Two-Sided Melamine	60	4,4	3,2	16°	TCG	282.060.12M	21
300	30	Two-Sided Melamine	72	3,2	2,2	10°	TCG	281.072.12M	21
300	30	Two-Sided Melamine	96	3,2	2,2	10°	TCG	281.096.12M	21
300	30	Aluminium	96	3,2	2,5	-6°_Neg.	TCG	297.096.12M	25
300	30	Metal	80	2,2	1,8	10°	8°_FWF	226.580.12M	26
300	30	Corian®	84	3,2	2,5	0°	MTCG	223.084.12M	27
300	30	Corian®	96	2,8	2,2	-3°	MATB	222.096.12M	27
300	30	Portable Machines	24	2,6	1,8	22°	10°_ATB + 8°_Shear	271.300.24M	28

D mm	B mm	APPLICATION	Z	K mm	P mm	α	β	ORDER NO.	PAGE
300	30	Portable Machines	48	2,6	1,8	18°	10° ATB + 8° Shear	271.300.48M	28
300	30	Portable Machines	72	2,6	1,8	15°	10° ATB + 8° Shear	272.300.72M	29
300	30	Portable Machines	96	2,6	1,8	12°	10° ATB + 8° Shear	273.300.96M	29
300	30	Abrasive Materials	20	2,4	1,8	12°	TCG	236.300.20M	31
300	32	Aluminium	96	3,2	2,5	5°	TCG	284.096.12P	24
300	32	Aluminium	96	3,2	2,5	-6°_Neg.	TCG	297.096.12P	25
300	35	Wood	24	3,2	2,2	20°	10° ATB	293.024.12R	11
300	35	Wood	48	3,2	2,2	15°	10° ATB	285.048.12R	12
300	35	Wood	72	3,2	2,2	10°	15° ATB	285.072.12R	12
300	35	Wood	96	3,2	2,2	5°	15° ATB	285.096.12R	13
300	50	Panel Sizing	48	4,3-5,5	3,2	10°	CO+FTG	288.300.48T	22
300	60	Multi-Rip	24+4	3,2	2,2	80	10°_ATB	279.024.12U	9
300	65	Panel Sizing	72	4,3-5,5	3,2	10°	CO+FTG	288.300.72J	22
300	70	Multi-Rip	24+4	3,2	2,2	80	10°_ATB	279.024.12V	9
300	70	Multi-Rip	28	3,2	2,2	18°	10°_ATB	278.028.12V	9
300	70	Multi-Rip	24+4	2,7	1,8	18°	10° ATB	280.024.12V	10
300	70	Multi-Rip	24+4	4	2,8	18°	10°_ATB	277.024.12V	10
300	75	Two-Sided Melamine	60	4,4	3,2	16°	TCG	282.060.12X	21
300	80	Multi-Rip	24+4	3,2	2,2	80	10°_ATB	279.024.12W	9
300	80	Multi-Rip	24+4	2,7	1,8	18°	10° ATB	280.024.12W	10
300	80	Multi-Rip	24+4	4	2,8	18°	10°_ATB	277.024.12W	10
300	80	Two-Sided Melamine	60	4,4	3,2	16°	TCG	282.060.12W	21
303	30	Two-Sided Melamine	60	3,2	2,2	-6°	HDF	287.061.12M	16
303	30	Two-Sided Melamine	60	3,2	2,2	10°	HDF	287.660.12M	17
303	30	Two-Sided Melamine	60	3,2	2,2	10°	HDF	287.060.12M	17
305	25,4	Metal	60	2,2	1,8	0°	8° FWF	226.060.12	26
305	25,4	Metal	80	2,2	1,8	0°	8° FWF	226.080.12	26
305	25,4	Metal	80	2,2	1,8	10°	8° FWF	226.580.12	26
305	25,4	Abrasive Materials	8	2,2	1,6	12°	TCG	236.008.12	31
305	30	Wood	28	2,8	1,8	20°	10° ATB	293.028.22M	11
305	30	Wood	54	2,8	1,8	-5° Neg.	15° ATB	294.054.22M	12
305	30	Wood	72	3,2	2,2	10°	15° ATB	285.072.22M	13
305	30	Wood	72	3,2	2,2	-5° Neg.	15° ATB	294.072.22M	13
305	30	Aluminium	96	3,2	2,5	-6° Neg.	TCG	297.096.13M	25
305	30	Metal	80	2,2	1,8	0°	8° FWF	226.080.12M	26
305	30	Wood	40	2,8	2	-5°	10° ATB	K30540M	32
305	30	Wood	60	2,8	2	-5°	10° ATB	K30560M	32
315	30	Abrasive Materials	24	3,2	2,2	15°	5° ATB	286.024.13M	11
315	30	Wood	28	3,2	2,2	20°	10° ATB	293.028.12M	11
315	30	Wood	36	3,2	1,8	15°	5° ATB	285.036.13M	11
315	30	Wood	54	3,2	2,2	15°	10° ATB	294.054.12M	12
315	30	Wood	72	3,2	2,2	10°	15° ATB	285.072.13M	13
315	30	Aluminium	96	3,2	2,5	-6° Neg.	TCG	297.096.23M	25
320	65	Two-Sided Melamine	60	4,4	3,2	16°	TCG	Y282.060.13J	21
320	65	Two-Sided Melamine	72	4,4	3,2	16°	TCG	282.072.13J	21
330	30	Aluminium	96	3,2	2,5	-6°_Neg.	TCG	297.096.33M	25
330	32	Aluminium	96	3,2	2,5	-6°_Neg.	TCG	297.096.33P	25
350	30	Multi-Rip	28+4	3,5	2,5	105	10°_ATB	279.028.14M	9
350	30	Multi-Rip	36	3,5	2,5	18°	10°_ATB	278.036.14M	9
350	30	Multi-Rip	24+6	4,2	2,8	18°	10°_ATB	277.024.14M	10
350	30	Abrasive Materials	24	3,2	2,2	15°	5° ATB	286.024.14M	11
350	30	Wood	28	3,5	2,5	20°	10° ATB	293.028.14M	11
350	30	Wood	54	3,5	2,5	15°	10° ATB	285.054.14M	12
350	30	Wood	72	3,5	2,5	15°	10° ATB	285.072.14M	12
350	30	Wood	84	3,5	2,5	10°	15° ATB	285.084.14M	12
350	30	Wood	108	3,5	2,5	5°	15° ATB	285.108.14M	13
350	30	Wood	54	3,5	2,5	15°	10° ATB	285.654.14M	14
350	30	Wood	84	3,5	2,5	10°	15° ATB	285.684.14M	14
350	30	Two-Sided Melamine	108	3,5	2,5	5°	15° ATB	285.708.14M	14
350	30	Two-Sided Melamine	108	3,5	2,5	5°	40° ATB	283.108.14M	15
350	30	Two-Sided Melamine	108	3,5	2,5	5°	TCG	281.708.14M	18
350	30	Two-Sided Melamine	108	3,5	2,5	10°	FFT	295.108.14M	18
350	30	Portable Machines	84	3,5	2,5	10°	TCG	281.084.14M	19
350	30	Portable Machines	84	3,5	2,5	10°	TCG	281.684.14M	18
350	30	Portable Machines	108	3,5	2,5	10°	TCG	281.108.14M	19
350	30	Two-Sided Melamine	72	3,5	2,4	15°	45° TCG	237.072.14M	20
350	30	Two-Sided Melamine	54	4,4	3,2	16°	TCG	282.054.14M	21
350	30	Two-Sided Melamine	72	4,4	3,2	16°	TCG	282.072.14M	21
350	30	Two-Sided Melamine	108	3,5	2,5	10°	TCG	281.108.14M	21
350	30	Aluminium	108	3,2	2,5	-6°_Neg.	TCG	297.108.14M	25
350	32	Aluminium	92	3,2	2,5	5°	TCG	284.092.14P	24
350	32	Aluminium	108	3,2	2,5	5°	TCG	284.108.14P	24

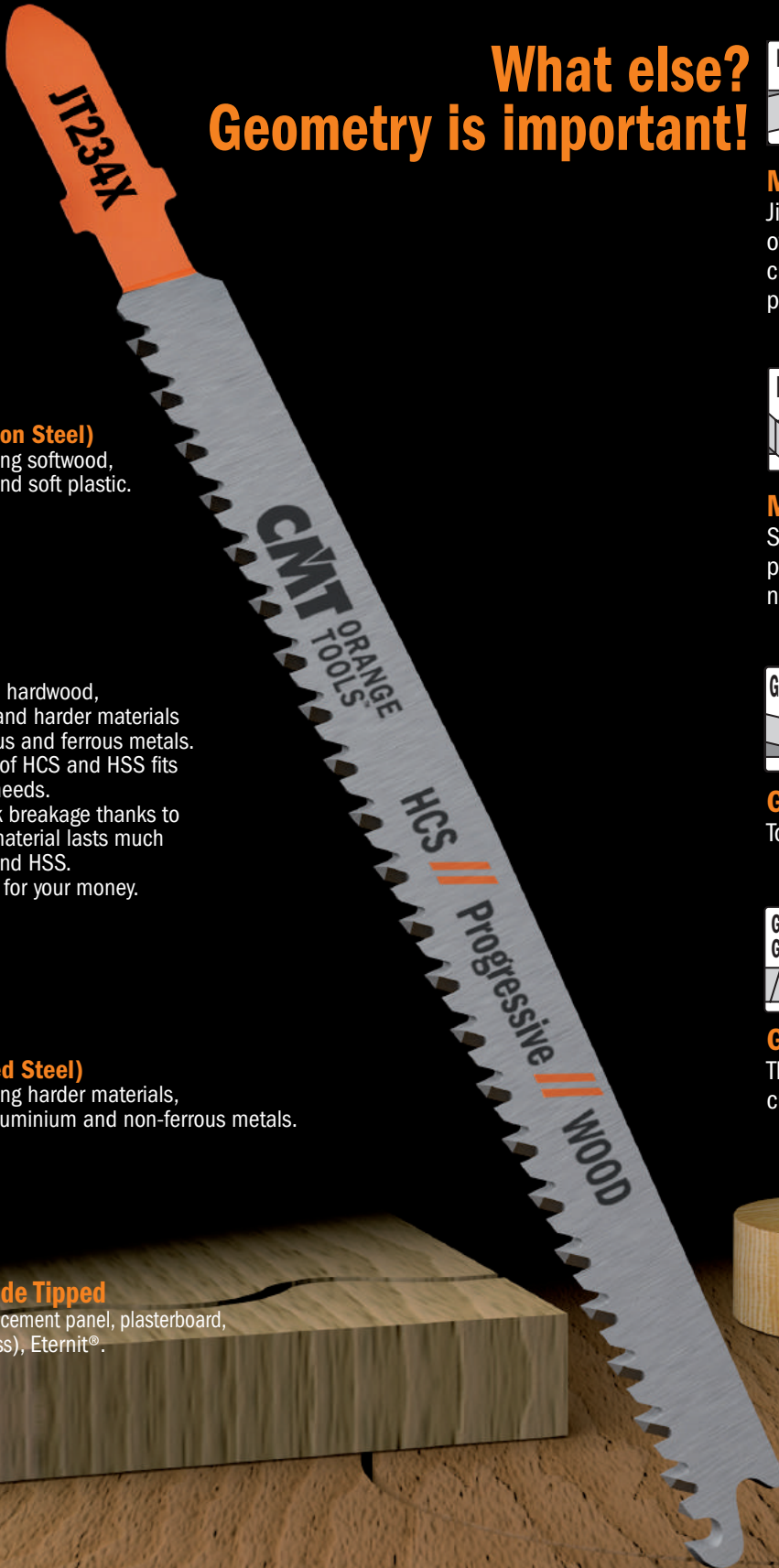
Saw Blade Index

D mm	B mm	APPLICATION	Z	K mm	P mm	α	β	ORDER NO.	PAGE
350	32	Aluminium	108	3,2	2,5	-6°_Neg.	TCG	297.108.14P	25
350	35	Wood	28	3,5	2,5	20°	10°_ATB	293.028.14R	11
350	35	Wood	54	3,5	2,5	15°	10°_ATB	285.054.14R	12
350	35	Wood	84	3,5	2,5	10°	15°_ATB	285.084.14R	12
350	35	Wood	108	3,5	2,5	5°	15°_ATB	285.108.14R	13
350	50	Two-Sided Melamine	72	4,4	3,2	16°	TCG	282.072.14T	21
350	60	Multi-Rip	28+4	3,5	2,5	105	10°_ATB	279.028.14U	9
350	60	Two-Sided Melamine	72	4,4	3,2	16°	TCG	Y282.072.14U	21
350	70	Multi-Rip	28+4	3,5	2,5	105	10°_ATB	279.028.14V	9
350	70	Multi-Rip	36	3,5	2,5	18°	10°_ATB	278.036.14V	9
350	70	Multi-Rip	24+6	4,2	2,8	18°	10°_ATB	277.024.14V	10
350	75	Two-Sided Melamine	54	4,4	3,2	16°	TCG	282.054.14X	21
350	75	Two-Sided Melamine	72	4,4	3,2	16°	TCG	282.072.14X	21
350	80	Multi-Rip	28+4	3,5	2,5	105	10°_ATB	279.028.14W	9
350	80	Two-Sided Melamine	54	4,4	3,2	16°	TCG	282.054.14W	21
350	80	Two-Sided Melamine	72	4,4	3,2	16°	TCG	282.072.14W	21
355	25,4	Metal	72	2,2	1,8	0°	8°_FWF	226.072.14	26
355	25,4	Metal	90	2,2	1,8	0°	8°_FWF	226.090.14	26
355	25,4	Metal	90	2,2	1,8	10°	8°_FWF	226.590.14	26
355	30	Two-Sided Melamine	72	4,4	3,2	16°	TCG	S282.03556	21
355	30	Metal	90	2,2	1,8	0°	8°_FWF	226.090.14M	26
355	30	Metal	90	2,2	1,8	10°	8°_FWF	226.590.14M	26
355	65	Two-Sided Melamine	72	4,4	3,2	16°	TCG	282.072.14J2	21
380	60	Two-Sided Melamine	72	4,8	3,5	16°	TCG	282.072.15U	21
380	80	Two-Sided Melamine	72	4,4	3,2	16°	TCG	282.072.15W	21
400	30	Multi-Rip	28+6	4	2,8	120	10°_ATB	279.028.16M	9
400	30	Abrasive Materials	28	3,2	2,2	15°	5°_ATB	286.028.16M	11
400	30	Wood	36	3,5	2,5	20°	10°_ATB	285.036.16M	11
400	30	Wood	48	3,5	2,5	20°	10°_ATB	285.048.16M	12
400	30	Wood	60	3,5	2,5	10°	15°_ATB	285.060.16M	12
400	30	Wood	60	3,5	2,5	15°	10°_ATB	285.660.16M	14
400	30	Two-Sided Melamine	60	4,4	3,2	16°	TCG	282.060.16M	21
400	30	Two-Sided Melamine	72	4,4	3,2	16°	TCG	282.072.16M	21
400	30	Wood	96	3,5	2,5	10°	15°_ATB	285.096.16M	13
400	30	Wood	96	3,5	2,5	10°	15°_ATB	285.696.16M	14
400	30	Wood	120	3,5	2,5	10°	15°_ATB	285.120.16M	13
400	30	Aluminium	120	3,8	3,2	-6°_Neg.	TCG	297.120.16M	25
400	32	Aluminium	96	3,8	3,2	5°	TCG	284.096.16P	24
400	32	Aluminium	108	3,8	3,2	-6°_Neg.	TCG	297.108.16P	25
400	60	Two-Sided Melamine	72	4,4	3,2	16°	TCG	282.072.16U	21
400	70	Multi-Rip	28+6	4	2,8	120	10°_ATB	279.028.16V	9
400	75	Two-Sided Melamine	60	4,4	3,2	16°	TCG	282.060.16X	21
400	75	Two-Sided Melamine	72	4,4	3,2	16°	TCG	282.072.16X	21
400	80	Two-Sided Melamine	60	4,4	3,2	16°	TCG	282.060.16W	21
400	80	Two-Sided Melamine	72	4,4	3,2	16°	TCG	282.072.16W	21
420	32	Aluminium	96	3,8	3,2	5°	TCG	284.096.17P	24
430	75	Two-Sided Melamine	72	4,4	3,2	16°	TCG	282.072.17X	21
430	80	Two-Sided Melamine	72	4,4	3,2	16°	TCG	282.072.17W2	21
450	30	Abrasive Materials	32	3,8	2,8	15°	5°_ATB	286.032.18M	11
450	30	Wood	36	3,8	2,8	20°	10°_ATB	285.036.18M	11
450	30	Wood	54	3,8	2,8	15°	15°_ATB	285.054.18M	12
450	30	Wood	66	3,8	2,8	10°	15°_ATB	285.066.18M	12
450	30	Aluminium	140	3,8	3,2	-6°_Neg.	TCG	Y297.140.18M	25
450	32	Aluminium	108	3,8	3,2	5°	TCG	284.108.18P	24
450	32	Aluminium	108	3,8	3,2	-6°_Neg.	TCG	297.108.18P	25
450	60	Two-Sided Melamine	72	4,8	3,5	16°	TCG	282.072.18U	21
450	80	Two-Sided Melamine	72	4,8	3,5	16°	TCG	282.072.18W2	21
500	30	Abrasive Materials	36	3,8	2,8	15°	5°_ATB	286.036.20M	11
500	30	Wood	44	4	2,8	20°	10°_ATB	285.044.20M	11
500	30	Wood	60	3,8	2,8	15°	15°_ATB	285.060.20M	12
500	30	Wood	72	3,8	2,8	10°	15°_ATB	285.072.20M	12
500	32	Aluminium	120	4	3,2	5°	TCG	284.120.20P	24
500	32	Aluminium	120	4	3,2	-6°_Neg.	TCG	297.120.20P	25
500	60	Two-Sided Melamine	72	4,8	3,5	16°	TCG	282.072.20U	21
500	80	Two-Sided Melamine	72	4,8	3,5	16°	TCG	Y282.072.20W	21
550	30	Abrasive Materials	40	4,2	3,2	15°	5°_ATB	286.040.22M	11
550	30	Wood	60	4,2	3,2	10°	15°_ATB	285.060.22M	12
550	30	Wood	96	4,2	3,2	10°	15°_ATB	285.096.22M	12
550	100	Two-Sided Melamine	72	5,2	3,5	16°	TCG	282.072.22A	21
600	30	Abrasive Materials	40	4,2	3,2	15°	5°_ATB	286.040.24M	11
600	30	Wood	66	4,2	3,2	10°	15°_ATB	285.066.24M	12
700	30	Abrasive Materials	46	4,4	3,2	15°	5°_ATB	286.046.28M	11
700	30	Wood	72	4,4	3,2	10°	15°_ATB	285.072.28M	12

QUALITY MATERIALS FOR OUTSTANDING PERFORMANCE

Produced by following state-of-the-art processes and by using high-tech machines, these jig saw blades have been specifically designed for precise cuts on soft & hardwood, plywood, OSB, laminates, plastics, HPL, multiplex panels, metals, ferrous & non-ferrous materials, aluminium, fiberglass and also stainless steel. These are made of four different materials.

What else? Geometry is important!



HCS

HCS (High Carbon Steel)
For use when cutting softwood, wood fiberboard and soft plastic.

BIM

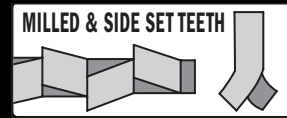
BIM (Bimetal)
Suitable for use in hardwood, abrasive wooden and harder materials such as non-ferrous and ferrous metals. This special bond of HCS and HSS fits the most diverse needs. Resistant to shank breakage thanks to its flexibility, this material lasts much longer than HCS and HSS. An excellent value for your money.

HSS

HSS (High Speed Steel)
For use when cutting harder materials, such as metals, aluminium and non-ferrous metals.

HW

Tungsten Carbide Tipped
Use for cutting fibre cement panel, plasterboard, MDF, GRP (Fiberglass), Eternit®.



Milled & Side Set Teeth
Jig saw blades featuring this kind of geometry feature a quick rough cut into soft/hardwood, aluminium, plastic and non-ferrous metals.



Milled & Wavy Set Teeth
Suitable for fine straight cuts into plywood, soft steel, aluminium, non-ferrous metals and plastic.



Ground & Side Set Teeth
To be used for quick cuts in wood.



Ground & Taper Ground Teeth
This geometry delivers fine and clear cuts in wood and plastic.



// Wood

// Wood & Metal






// Metal

// Special

THE RIGHT BLADE FOR THE BEST RESULTS!

Quick reference charts and pictograms help you choose the right blade for your application.

Guide to Choosing the Most Suitable Jig Saw Blade

Series	Material	Thickness  mm	Line	Fine Straight 	Coarse Straight 	Fine Curve 	Coarse Curve 	Page	
WOOD	Softwood	1,5~15	Fine			JT101A0		50	
		2~15	Basic			JT119B0		49	
		3~65	Fine, Splinter-Free	JT234X				51	
		3~30	Fine	JT101B				50	
		3~30	Fine, Splinter-Free	JT101BR				50	
		4~60	Basic			JT111C		49	
		5~60	Fast			JT144D		JT244D - JT244DDC	49
		5~100	Fast			JT344D			50
		7~55	Fine		JT101D				51
	7~65	Fine		JT301CD				51	
	Hardwood	1,5~15	Fine				JT101A0		50
		3~30	Fine	JT101B					50
		3~30	Fine, Splinter-Free	JT101BR					50
		3~65	Fine, Splinter-Free	JT234X					51
		5~60	Fast			JT144D		JT244D - JT244DDC	49
		5~100	Fast			JT344D			50
		7~55	Fine		JT101D				51
		7~65	Fine		JT301CD				51
	OSB	2~15	Basic				JT119B0		49
		3~30	Fine	JT101B					50
		4~60	Basic			JT111C			49
		5~60	Fast			JT144D		JT244D - JT244DDC	49
		7~55	Fine	JT101D					51
	Plywood	1,5~15	Fine				JT101A0		50
		2~15	Basic				JT119B0		49
		3~30	Fine	JT101B					50
		3~30	Fine, Splinter-Free	JT101BR					50
		3~65	Fine, Splinter-Free	JT234X					51
		4~60	Basic			JT111C			49
		5~60	Fast			JT144D		JT244D - JT244DDC	49
		5~100	Fast			JT344D			50
		7~55	Fine	JT101D					51
	Construction Wood	<30	Fine	JT101B					50
		3~65	Fine, Splinter-Free	JT234X					51
		<100	Fast			JT344D			50
		<135	Fast			JT744D			50
	Chipboard	2~15	Basic				JT119B0		49
		3~30	Fine	JT101B			JT101A0		50
		3~65	Fine, Splinter-Free	JT234X					51
		4~60	Basic			JT111C			49
		5~60	Fast			JT144D		JT244D - JT244DDC	49
	Laminated panels Kitchen Tops Worktops	1,5~15	Fine				JT101A0		50
		1,5~15	Fine, Long Life	JT101BIF					51
		3~30	Fine	JT101B					50
		3~30	Fine, Splinter-Free	JT101BR					50
3~65	Fine, Splinter-Free	JT234X					51		
METAL	Sheet metals	1~3	Basic	JT118A		JT218A		52	
		1,5~10	Fast, Long life	JT123X				52	
		2,5~6	Basic	JT118B				52	
	Aluminium, non-ferrous	<30	Fast	JT127D					52
		1,5~10	Fast	JT123X					52
	Pipes	<30	Fast	JT123X					52
	Inox Sheets	1,5~3	Fast	JT123X					52
Sandwich Material	<120	Fast, Flexible	JT718BF					52	
PLASTIC	GRP (Fiberglass) Plastic (PP, PE, PVC, PA, PS)	<30	Fast	JT127D				52	
		<30	Fine	JT101D				51	
		<30	Fast	JT123X				52	
		7~65	Fine	JT301CD				51	
SPECIAL	Plasterboard	5~50	Special		JT141HM			51	
		5~80	Special		JT341HM			51	
	GRP (Fiberglass)	<80	Special		JT341HM			51	
	Fibre cement boards	5~50	Special		JT141HM			51	
		5~80	Special		JT341HM			51	

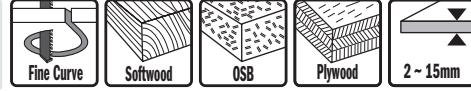
Jig Saw Blades

JT119B0

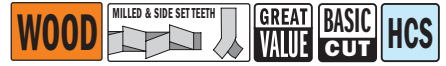


Curve cuts on softwood (2 ~ 15mm), plywood, OSB.

Pack Quantity	I mm	L mm	TS Tooth spacing mm	ORDER NO. T shank
5	50	76	2	JT119B0-5

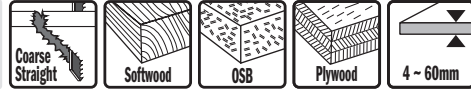


JT111C



Fast coarse cuts on softwood (4 ~ 60mm), plywood, OSB.

Pack Quantity	I mm	L mm	TS Tooth spacing mm	ORDER NO. T shank
5	75	100	3	JT111C-5

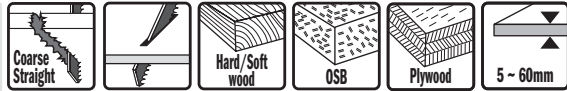


JT144D



Very fast cuts, straight and coarse, on hard/soft woods (5 ~ 60mm), plywood, OSB. Plunge cutting.

Pack Quantity	I mm	L mm	TS Tooth spacing mm	ORDER NO. T shank
5	75	100	4	JT144D-5
25	75	100	4	JT144D-25
100	75	100	4	JT144D-100

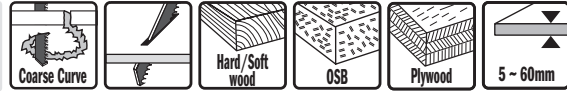


JT244D



Fast, curve, coarse cut on soft and hardwood from 5mm to 60mm, plywood, OSB. Plunge cutting.

Pack Quantity	I mm	L mm	TS Tooth spacing mm	ORDER NO. T shank
5	75	100	4	JT244D-5



JT244DDC



new



Fast, curve, coarse cut on soft and hardwood from 5mm to 60mm, plywood, OSB. Plunge cutting. Special "DUO" (double) cut for fast curve.

Pack Quantity	I mm	L mm	TS Tooth spacing mm	ORDER NO. T shank
5	75	100	4	JT244DDC-5



Jig Saw Blades




JT344D



Very fast cuts, straight and coarse on thick construction timber, hard/soft woods (5 ~ 100mm), plywood, OSB.

Pack Quantity	I mm	L mm	TS Tooth spacing mm	ORDER NO. T shank
5	110	132	4	JT344D-5




JT744D

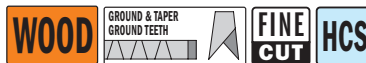


Very fast cuts, straight and coarse on thick construction timber, hard/soft woods (5 ~ 135mm) and sandwich material.

Pack Quantity	I mm	L mm	TS Tooth spacing mm	ORDER NO. T shank
3	155	180	4	JT744D-3




JT101A0

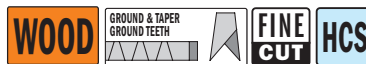


Curved cuts, fine finishing on both sides of surface on hard/soft woods, plywood, chipboard, MDF, double sided laminates (1,5 ~ 15mm).

Pack Quantity	I mm	L mm	TS Tooth spacing mm	ORDER NO. T shank
5	50	76	1,4	JT101A0-5



JT101B

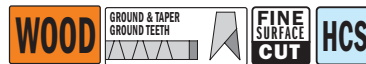


Fine straight cuts on hard/soft woods, plywood, OSB and plastics (3 ~ 30mm). Plunge cutting.

Pack Quantity	I mm	L mm	TS Tooth spacing mm	ORDER NO. T shank
5	75	100	2,5	JT101B-5
25	75	100	2,5	JT101B-25



JT101BR



Straight cuts, fine finishing on surfaces, hard/soft woods, plywood, OSB, laminated panels, plastics (3 ~ 30mm). Reverse tooth.

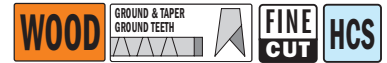
Pack Quantity	I mm	L mm	TS Tooth spacing mm	ORDER NO. T shank
5	75	100	2,5	JT101BR-5
25	75	100	2,5	JT101BR-25



Jig Saw Blades



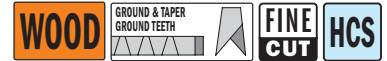
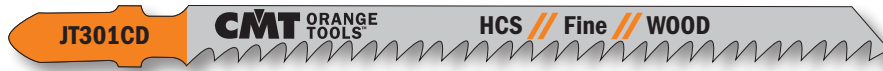
JT101D



Good straight cuts on hard/soft woods, plywood, OSB, plastics (7 ~ 55mm). Plunge cutting.

Pack Quantity	I mm	L mm	TS Tooth spacing mm	ORDER NO. T shank						
5	75	100	4	JT101D-5						

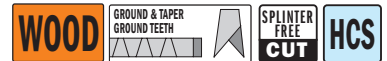
JT301CD



Straight cuts, fine finishing, on hard/soft woods, plywood, laminates, plastics (7 ~ 65mm).

Pack Quantity	I mm	L mm	TS Tooth spacing mm	ORDER NO. T shank						
5	90	116	3	JT301CD-5						

JT234X



Extra-clean splinter-free straight cuts on hard/soft woods, plywood, OSB, laminates (3 ~ 65mm).

Pack Quantity	I mm	L mm	TS Tooth spacing mm	ORDER NO. T shank							
5	90	116	2-3	JT234X-5							

JT101BIF



Splinter-free cuts. For all laminates, HPL and multiplex panels (1,5 ~ 15mm).

Pack Quantity	I mm	L mm	TS Tooth spacing mm	ORDER NO. T shank			
5	58	83	1,7	JT101BIF-5			

JT141HM



Plasterboard, fibre cement boards (<50mm). Glass fibre reinforced plastic/epoxy (5 ~ 20mm), Eternit®, MDF, HDF.

Pack Quantity	I mm	L mm	TS Tooth spacing mm	ORDER NO. T shank					
3	75	100	4,3	JT141HM-3					

JT341HM



Plasterboard, fibre cement boards (<80mm). Glass fibre reinforced plastic/epoxy (5 ~ 50mm), Eternit®, MDF, HDF.

Pack Quantity	I mm	L mm	TS Tooth spacing mm	ORDER NO. T shank					
3	110	132	4,3	JT341HM-3					

SAW BLADES
 JIG SAW BLADES
 SABRE SAW BLADES
 TOOLS FOR MULTI-CUTTERS
 TOOLS WITH BORE & KNIVES
 ROUTER BITS & SETS
 CNC ROUTER CUTTER & CHUCKS
 INDUSTRIAL DOWEL DRILLS
 BITS FOR HAND POWER TOOLS
 HOLE SAW BLADES
 POWER TOOLS & ACCESSORIES
 DISPLAY CABINETS & SPARE PARTS

Jig Saw Blades

JT118A



Straight cuts on thin sheet metals, ferrous and non-ferrous (1 ~ 3mm).

Pack Quantity	I mm	L mm	TS Tooth spacing mm	ORDER NO. T shank
5	50	76	1,2	JT118A-5



JT218A



Curve cuts on thin sheet metals, ferrous and non-ferrous (1 ~ 3mm).

Pack Quantity	I mm	L mm	TS Tooth spacing mm	ORDER NO. T shank
5	50	76	1,2	JT218A-5



JT118B



Straight cuts on medium-thick metals, ferrous and non-ferrous (2,5 ~ 6mm).

Pack Quantity	I mm	L mm	TS Tooth spacing mm	ORDER NO. T shank
5	50	76	2	JT118B-5

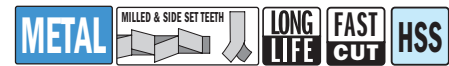


JT123X



Straight cuts on thin to thick sheet metals (1,5 ~ 10mm), pipes, profiles in plastic and aluminium (diameter <30mm), stainless steel (1,5 ~ 3mm).

Pack Quantity	I mm	L mm	TS Tooth spacing mm	ORDER NO. T shank
5	75	100	1,2-2,6	JT123X-5

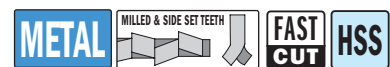



JT127D



Special for aluminium, thin to thick (3 ~ 15mm), pipes + profiles, (diameter <30mm) as well as plastic and fiberglass.

Pack Quantity	I mm	L mm	TS Tooth spacing mm	ORDER NO. T shank
5	75	100	3	JT127D-5


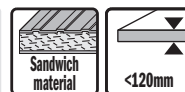


JT718BF



Special for sandwich material (<120mm).

Pack Quantity	I mm	L mm	TS Tooth spacing mm	ORDER NO. T shank
3	160	185	1,8	JT718BF-3



QUALITY MATERIALS FOR MAXIMUM PRODUCTIVITY

Produced by following state-of-the-art processes, using high-tech machines and premium quality raw materials, these sabre saw blades have been specifically designed to ensure maximum lifetime and performance in all materials.

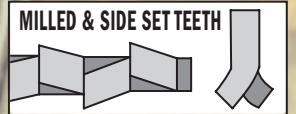
new



The importance of geometry



Easily cut construction wood, plywood, framing lumber and plastic.



For quick and Xtreme cuts into soft or hardwood, aluminium, plastic, ferrous and non-ferrous metal.



For fine and precise cuts into thin and thick metal, pipe, open and closed profiles.

HCS **High Carbon Steel**
Use for cutting wood and plastic.

BIM **Bi-Metal with 8% Cobalt**
Premium bi-metal with 8% cobalt provides Xtreme results in performance and lifetime when cutting metal, nail embedded wood and plastic.

HW **Tungsten Carbide Tipped**
Use for cutting fiber cement board, brick and porous concrete.

THE RIGHT BLADE FOR THE BEST RESULTS!

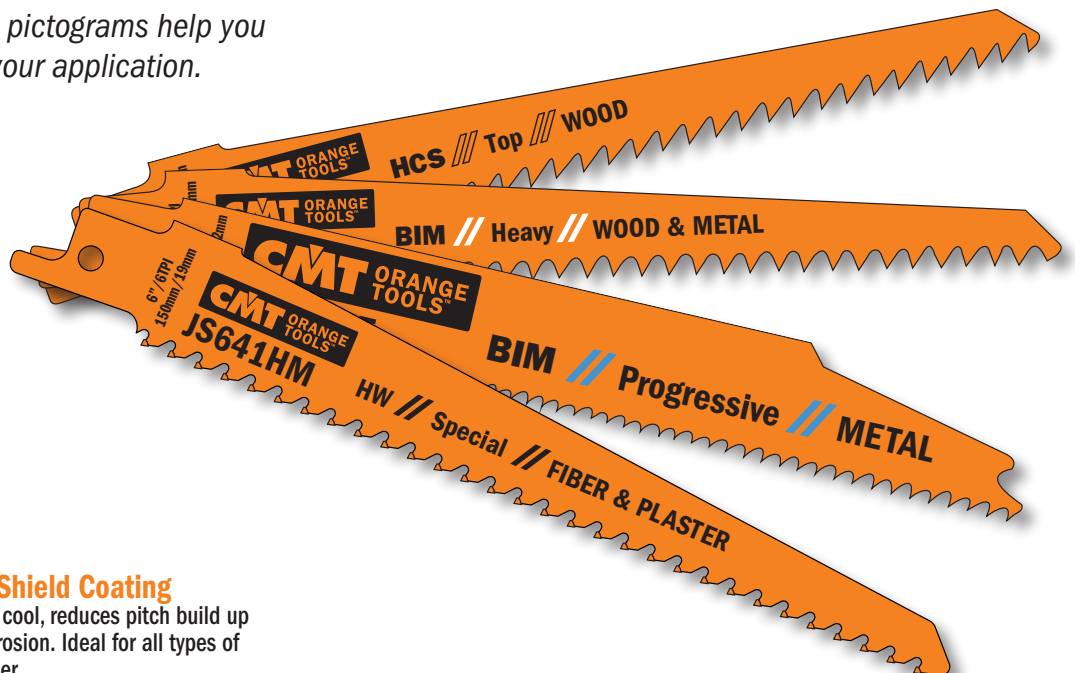
Quick reference charts and pictograms help you choose the right blade for your application.

/// Wood

/// Wood & Metal

/// Metal

/// Special



NON-STICK ORANGE SHIELD COATING
Non-Stick Orange Shield Coating
Keeps the blade running cool, reduces pitch build up and protects against corrosion. Ideal for all types of wood including wet lumber.

Sabre Saw Blades Application Chart



Series	Material	Material Thickness mm	Line	L	Fine Straight 	Coarse Straight 	Curve 	Fine Angle Cut Accurate angle cut	Flush Cut 	Thin & Thick 	Demolition 	TPI	Page	
WOOD	Coarse wood (free of nails)	<100	Basic			JS617K	JS617K					3	56	
	Pruning green wood	<175	Basic			JS1111K						3	56	
	Coolant: dry	<190	Top			JS1531L						5	56	
	MAX RPM 2500	<250	Basic			JS1617K						3	56	
	Construction wood	<100	Top	150	JS644D		JS644D						6	56
	Coolant: dry	<150	Progressive	200	JS2345X					JS2345X			6-10	57
	MAX RPM 2500	<150	Pallet	200	JS725VFR			JS725VFR		JS725VFR	JS725VFR		8-12	57
	Boards	<60	Top	150	JS644D		JS644D						6	56
	Coolant: dry	<60	Progressive	200	JS2345X					JS2345X			6-10	57
	MAX RPM 2500	<60	Pallet	200	JS725VFR			JS725VFR		JS725VFR			8-12	57
	Wooden wall cutout	<100	Top	150	JS644D		JS644D						6	56
	Coolant: dry	<150	Progressive	200	JS2345X					JS2345X			6-10	57
	MAX RPM 2500	<150	Pallet	200	JS725VFR			JS725VFR		JS725VFR	JS725VFR		8-12	57
		<190	Top	240		JS1531L							5	56
Plastic	<100	Top	150	JS644D		JS644D						6	56	
Coolant: water MAX RPM 500	<150	Progressive	200	JS2345X					JS2345X			6-10	57	
WOOD & METAL	Wood with nails/metal	<100	Flexible	150	JS922HF							10	57	
	Coolant: dry	<100	Flexible	150	JS922VF							10-14	58	
	MAX RPM 2500	<100	Heavy	150	JS641HM	JS611DF	JS711DF					6	58,60	
		<100	Heavy	150		JS610VF		JS610VF			JS610VF		5-8	59
		<150	Progressive	200		JS3456XF				JS3456XF			6-12	57
		<150	Pallet	200	JS725VFR			JS725VFR		JS725VFR	JS725VFR		8-12	57
		<175	Flexible	225	JS1122HF				JS1122HF				10	57
		<175	Flexible	225	JS1122VF				JS1122HF				10-14	58
		<175	Heavy	225		JS1111DF							6	59
		<175	Heavy	225		JS1110VF		JS1110VF			JS1110VF		5-8	59
		<250	Flexible	300	JS1222VF				JS1222VF				10-14	58
		<250	Heavy	300		JS1210VF		JS1210VF			JS1210VF		5-8	59
		<250	Heavy	300		JS1411DF							6	59
	Pallets	<100	Flexible	150	JS922HF	JS641HM							10	57,60
	Coolant: dry	<150	Pallet	200	JS725VFR			JS725VFR		JS725VFR	JS725VFR		8-12	57
	MAX RPM 2500	<175	Flexible	225	JS1122HF				JS1122HF				10	57
	Wood, chipboard	<100	Heavy	150		JS611DF	JS711DF						6	58
	Coolant: dry	<100	Heavy	150		JS610VF		JS610VF			JS610VF		5-8	59
	MAX RPM 2500	<150	Progressive	200		JS3456XF				JS3456XF			6-12	57
		<150	Pallet	200	JS725VFR			JS725VFR		JS725VFR	JS725VFR		8-12	57
		<175	Heavy	225		JS1111DF							6	59
		<175	Heavy	225		JS1110VF		JS1110VF			JS1110VF		5-8	59
		<250	Heavy	300		JS1210VF		JS1210VF			JS1210VF		5-8	59
		<250	Heavy	300		JS1411DF							6	59
	Sheet metals	3~10	Flexible	150	JS922VF								10-14	58
	Coolant: cutting oil	3~10	Flexible	225	JS1122VF				JS1122HF				10-14	58
	MAX RPM 500~2000	3~10	Flexible	300	JS1222VF				JS1222HF				10-14	58
		3~18	Progressive	200		JS3456XF				JS3456XF			6-12	57
	Pipes, profiles	<100	Flexible	150	JS922VF								10-14	58
	Coolant: cutting oil	<150	Progressive	200		JS3456XF					JS3456XF		6-12	57
	MAX RPM 1500	<175	Flexible	225	JS1122VF				JS1122HF				10-14	58
		<250	Flexible	300	JS1222VF				JS1222VF				10-14	58
	Plastic, pipes, profiles	<100	Heavy	150		JS611DF	JS711DF						6	58
	Coolant: water	<150	Progressive	200		JS3456XF					JS3456XF		6-12	57
MAX RPM 500	<175	Heavy	225		JS1111DF							6	59	
	<250	Heavy	300		JS1411DF							6	59	
Glass fiber reinforced plastic/epoxy	<50	Heavy	150		JS611DF	JS711DF						6	58	
Coolant: water	<60	Heavy	300		JS1411DF							6	59	
MAX RPM 500	<60	Heavy	150		JS610VF		JS610VF			JS610VF		5-8	59	
	<60	Heavy	225		JS1111DF							6	59	
	<60	Heavy	225		JS1110VF		JS1110VF			JS1110VF		5-8	59	
	<100	Flexible	150	JS922VF	JS641HM							10-14	58,60	
	<150	Progressive	200		JS3456XF					JS3456XF		6-12	57	
	<175	Flexible	225	JS1122VF				JS1122HF				10-14	58	
	<250	Flexible	300	JS1222VF				JS1222VF				10-14	58	
	<250	Heavy	300		JS1210VF		JS1210VF			JS1210VF		5-8	59	

TIP: Using a lubricant can extend blade lifetime up to 500%.

Series	Material	Material Thickness	Line	L	Fine Straight	Coarse Straight	Curve	Fine Angle Cut	Flush Cut	Thin & Thick	Demolition	TPI	Page	
METAL	Sheet, perforated metals, (thin & thick) Coolant: cutting oil MAX RPM 500~2000	0,7~3	Flexible	150	JS922AF							24	60	
		0,7~3	Flexible	225	JS1122AF					JS1122AF			24	60
		1~8	Progressive	150	JS123XF						JS123XF		8~14	61
		1,5~4	Flexible	150	JS922EF								18	60
		1,5~4	Flexible	225	JS1122EF						JS1122EF		18	60
		2~10	Heavy	150	JS925VF							JS925VF	10~14	61
		2~10	Heavy	200	JS1025VF							JS1025VF	10~14	61
		2~10	Heavy	225	JS1125VF							JS1125VF	10~14	61
		2~10	Heavy	300	JS1225VF							JS1225VF	10~14	62
		3~8	Flexible	150	JS922BF								14	61
	3~8	Flexible	225	JS1122BF						JS1122BF		14	61	
	4~12	Heavy	150			JS920CF		JS920CF				9	62	
	4~12	Heavy	225			JS1120CF		JS1120CF				9	62	
	Pipes, profiles, thin-walled (open & closed) Coolant: cutting oil MAX RPM 500~2000	<100	Flexible	150	JS922AF								24	60
		<100	Flexible	150	JS922EF								18	60
		<100	Progressive	150	JS123XF						JS123XF		8~14	61
		<100	Heavy	150	JS925VF							JS925VF	10~14	61
		<150	Heavy	200	JS1025VF							JS1025VF	10~14	61
		<175	Flexible	225	JS1122AF					JS1122AF			24	60
		<175	Flexible	225	JS1122EF					JS1122EF			18	60
		<175	Heavy	225	JS1125VF							JS1125VF	10~14	61
		<250	Heavy	300	JS1225VF							JS1225VF	10~14	62
		Pipes, profiles, thick-walled (open & closed) Coolant: cutting oil MAX RPM 500~2000	<100	Flexible	150	JS922BF								14
	<100		Progressive	150	JS123XF						JS123XF		8~14	61
	<100		Heavy	150	JS925VF							JS925VF	10~14	61
	<100		Heavy	150			JS920CF		JS920CF			JS920CF	9	62
	<150		Heavy	200	JS1025VF							JS1025VF	10~14	61
	<175		Flexible	225	JS1122BF					JS1122BF			14	61
	<175		Heavy	225	JS1125VF							JS1125VF	10~14	61
	<175		Heavy	225			JS1120CF		JS1120VF			JS1120CF	9	62
Pipes, profiles (solid) Coolant: cutting oil MAX RPM 500~2000	<100	Progressive	150	JS123XF						JS123XF		8~14	61	
	<100	Flexible	150	JS922BF								14	61	
	<100	Heavy	150			JS920CF		JS920CF			JS920CF	9	62	
	<175	Flexible	225	JS1122BF						JS1122BF		14	61	
	<175	Heavy	225			JS1120CF		JS1120CF			JS1120CF	9	62	
SPECIAL	Plasterboard	<100	Heavy	150	JS641HM	JS611DF	JS711DF					6	58,60	
	Fibre Cement panels	<215	Special	305		JS1243HM		JS1243HM				2	62	
		<365	Special	455		JS2243HM		JS2243HM				2	62	
	Porous concrete, red brick	<215	Special	305		JS1243HM		JS1243HM				2	62	
<365		Special	455		JS2243HM		JS2243HM				2	62		

Tip: Using a lubricant can extend blade lifetime up to 500%.

BLADES LINE DESCRIPTION

Different lines help you choose the ideal blade for optimal results!

- BASIC:** Cost effective
- FLEXIBLE:** Breakproof, long lifetime
- PROGRESSIVE:** Fast cutting through thin and thick material
- TOP:** Fast and efficient
- HEAVY:** Sturdy and precise

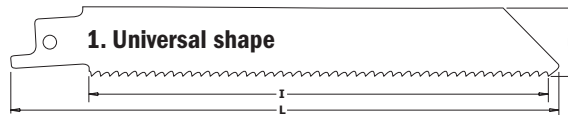
1/2" UNIVERSAL SHANK

Fits: AEG, B&D, Bosch, DeWalt, Fein, Flex, Hilti, Makita, Metabo, Milwaukee, Porter Cable, Ridgid, Rothenberger, Ryobi, Skil.



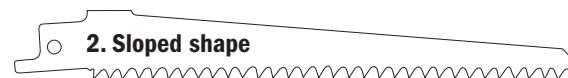
BLADES SHAPES & THICKNESS

Sabre Saw Blades can be manufactured in many various shapes and thickness. Shape and thickness are adjusted to fit the application and required flexibility. Demanding applications such as cutting tube/pipe require thick blades, while less demanding applications require narrower blades. Blade shapes are divided into three categories below:



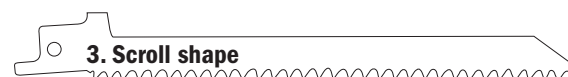
1. Universal shape

Universal blades are for general use. Their even width guarantees good cutting stability and excellent control. This enables straight edge cutting through many different materials.



2. Sloped shape

Sloped blades are commonly used for cutting wood and for demolition applications. Their narrow tip allows for plunge and curve cutting. This shape is rarely used for metal, since the tip does not have the strength required for this application.



3. Scroll shape

Scroll blades are especially used for curve cutting. The narrower the blade, the smaller the radius it can cut.

SAW BLADES
 JIG SAW BLADES
 SABRE SAW BLADES
 TOOLS FOR MULTI-CUTTERS
 TOOLS WITH BORE & KNIVES
 ROUTER BITS & SETS
 CNC ROUTER CUTTER & CHUCKS
 INDUSTRIAL DOWEL DRILLS
 BITS FOR HAND POWER TOOLS
 HOLE SAW BLADES
 POWER TOOLS & ACCESSORIES
 DISPLAY CABINETS & SPARE PARTS

Sabre Saw Blades

new

CMT ORANGE TOOLS™

JS617K



WOOD MILLED & SIDE SET TEETH GREAT VALUE BASIC CUT HCS

Cuts coarse wood, free of nails (<100mm), pruning green wood (diameter <100mm), excellent for curved and plunge cutting.

Pack Quantity	L mm	I mm	H mm	K mm	TS mm	TPI	ORDER NO.
5	150	130	19	1,25	8,5	3	JS617K-5



JS1111K



WOOD MILLED & SIDE SET TEETH GREAT VALUE BASIC CUT HCS

Coarse wood, free of nails (<175mm), firewood (diameter <175mm).

Pack Quantity	L mm	I mm	H mm	K mm	TS mm	TPI	ORDER NO.
5	225	205	19	1,25	8,5	3	JS1111K-5



JS1617K



WOOD MILLED & SIDE SET TEETH GREAT VALUE BASIC CUT HCS

Coarse wood, free of nails (<250mm), pruning green wood (diameter <250mm).

Pack Quantity	L mm	I mm	H mm	K mm	TS mm	TPI	ORDER NO.
5	300	280	19	1,25	8,5	3	JS1617K-5



JS644D




WOOD GROUND & TAPER GROUND TEETH FINE CUT HCS

Cuts construction wood (<100mm), wooden wall (<100mm), boards: chipboard, MDF (6-60mm), plywood, plastic (<100mm), excellent for plunge cuts.

Pack Quantity	L mm	I mm	H mm	K mm	TS mm	TPI	ORDER NO.
5	150	130	19	1,25	4,3	6	JS644D-5



JS1531L



WOOD GROUND & TAPER GROUND TEETH FAST CUT HCS

Coarse wood, free of nails (<190mm), pruning green wood (diameter <190mm), firewood (diameter <190mm).

Pack Quantity	L mm	I mm	H mm	K mm	TS mm	TPI	ORDER NO.
5	240	220	19	1,50	5	5	JS1531L-5




JS2345X

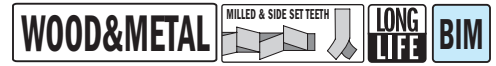


Cuts construction wood (<150mm), boards: chipboard, MDF (6-60mm), plywood, plastic (<150mm), wooden wall (<150mm). Effortless fine cutting.

Pack Quantity	L mm	I mm	H mm	K mm	TS mm	TPI	ORDER NO.
5	200	180	19	1,25	2,4-4	6-10	JS2345X-5




JS922HF



For pallet repair, wood with nails/metal (<100mm), sheet metal, pipe, aluminium profiles (3-12mm).

Pack Quantity	L mm	I mm	H mm	K mm	TS mm	TPI	ORDER NO.
5	150	130	19	0,90	2,5	10	JS922HF-5




JS1122HF

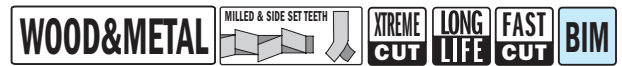


For pallet repair, wood with nails/metal (<175mm), sheet metal, pipe, aluminium profiles (3-12mm), flexible flush cut.

Pack Quantity	L mm	I mm	H mm	K mm	TS mm	TPI	ORDER NO.
5	225	205	19	0,90	2,5	10	JS1122HF-5
20	225	205	19	0,90	2,5	10	JS1122HF-20




JS3456XF



Cuts wood with nails/metal, chipboard (<150mm), sheet metal, aluminium profiles (3-18mm), glass fiber reinforced plastic/epoxy (<150mm).

Pack Quantity	L mm	I mm	H mm	K mm	TS mm	TPI	ORDER NO.
5	200	180	19	1,25	2,1-4,3	6-12	JS3456XF-5



JS725VFR



Special saw blade for pallet repairs. Cutting depth 150mm. Optimized saw blade dimensions for low vibration.

Pack Quantity	L mm	I mm	H mm	K mm	TS mm	TPI	ORDER NO.
5	200	180	19	1,27	2,1-3,2	8-12	JS725VFR-5
20	200	180	19	1,27	2,1-3,2	8-12	JS725VFR-20



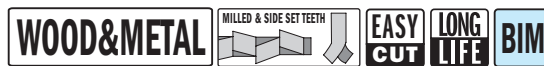
SAW BLADES
JIG SAW BLADES
SABRE SAW BLADES
TOOLS FOR MULTI-CUTTERS
TOOLS WITH BORE & KNIVES
ROUTER BITS & SETS
CNC ROUTER CUTTER & CHUCKS
INDUSTRIAL DOWEL DRILLS
BITS FOR HAND POWER TOOLS
HOLE SAW BLADES
POWER TOOLS & ACCESSORIES
DISPLAY CABINETS & SPARE PARTS

Sabre Saw Blades

new




JS922VF

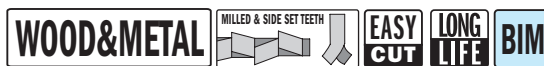


Cuts wood with nails/metal (<100mm), sheet metal, pipe, aluminium profiles (3-10mm), glass fiber reinforced plastic/epoxy (<100mm).

Pack Quantity	L mm	I mm	H mm	K mm	TS mm	TPI	ORDER NO.
5	150	130	19	0,90	1,8-2,6	10-14	JS922VF-5

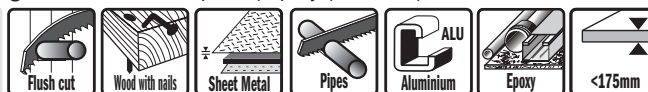


JS1122VF



Cuts wood with nails/metal (<175mm), sheet metal, aluminium profiles (3-10mm), glass fiber reinforced plastic/epoxy (<175mm), flexible flush cut.

Pack Quantity	L mm	I mm	H mm	K mm	TS mm	TPI	ORDER NO.
5	225	205	19	0,90	1,8-2,6	10-14	JS1122VF-5




JS1222VF



Cuts wood with nails/metal (<250mm), sheet metal, aluminium profiles (3-10mm), glass fiber reinforced plastic/epoxy (<250mm), flexible flush cut.

Pack Quantity	L mm	I mm	H mm	K mm	TS mm	TPI	ORDER NO.
5	300	280	19	0,90	1,8-2,6	10-14	JS1222VF-5

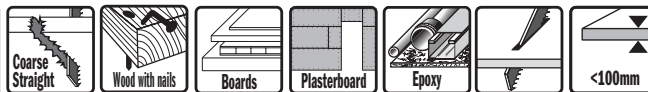


JS611DF

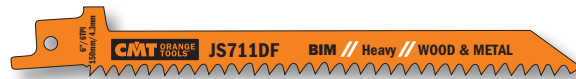
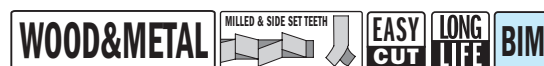


Cuts wood with nails/metal, chipboard (<100mm), plastic profiles (<100mm), glass fiber reinforced plastic/epoxy (<50mm), window frames: wood and metal, plasterboard, excellent for plunge cuts.

Pack Quantity	L mm	I mm	H mm	K mm	TS mm	TPI	ORDER NO.
5	150	130	19	1,25	4,3	6	JS611DF-5

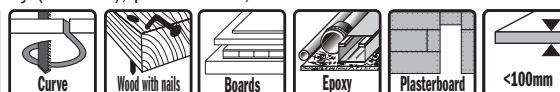


JS711DF



Cuts wood with nails/metal, chipboard (<100mm), glass fiber reinforced plastic/epoxy (<50mm), plasterboard, excellent for curved cuts.

Pack Quantity	L mm	I mm	H mm	K mm	TS mm	TPI	ORDER NO.
5	150	130	12	1,25	4,3	6	JS711DF-5



JS1111DF



WOOD&METAL

Cuts wood with nails/metal, chipboard (<175mm), plastic profiles (diameter <175mm), glass fiber reinforced plastic/epoxy (<50mm).

Pack Quantity	L mm	I mm	H mm	K mm	TS mm	TPI	ORDER NO.	Universal shank					
5	225	205	19	1,25	4,3	6	JS1111DF-5						

JS1411DF



WOOD&METAL

Cuts wood with nails/metal, chipboard (<250mm), glass fiber reinforced plastic/epoxy (<60mm).

Pack Quantity	L mm	I mm	H mm	K mm	TS mm	TPI	ORDER NO.	Universal shank					
5	300	280	19	1,25	4,3	6	JS1411DF-5						

JS610VF



WOOD&METAL

Cuts wood with nails/metal, wood, chipboard (<100mm), glass fiber reinforced plastic/epoxy and solid (<100mm), wall cut-outs: wood and metal (<100mm). Excellent for rescue/demolition work.

Pack Quantity	L mm	I mm	H mm	K mm	TS mm	TPI	ORDER NO.	Universal shank						
5	150	130	22	1,60	3,2-5	5-8	JS610VF-5							

JS1110VF



WOOD&METAL

Cuts wood with nails/metal, wood, chipboard (<175mm), glass fiber reinforced plastic/epoxy, and solid (<175mm), wall cut-outs: wood and metal (<175mm). Excellent for rescue/demolition work.

Pack Quantity	L mm	I mm	H mm	K mm	TS mm	TPI	ORDER NO.	Universal shank						
5	225	205	22	1,60	3,2-5	5-8	JS1110VF-5							

JS1210VF



WOOD&METAL

Cuts wood with nails/metal, wood, chipboard (<250mm), glass fiber reinforced plastic/epoxy (<250mm), wall cut-outs: wood and metal (<250mm). Excellent for rescue/demolition work.

Pack Quantity	L mm	I mm	H mm	K mm	TS mm	TPI	ORDER NO.	Universal shank						
5	300	280	22	1,60	3,2-5	5-8	JS1210VF-5							

Sabre Saw Blades

new



JS641HM



Cuts porous concrete, red brick, fibre cement, plasterboard, glass fibre reinforced plastic/epoxy (<100mm), wood & nails, Eternit®, MDF.

Pack Quantity	L mm	I mm	H mm	K mm	TS mm	TPI	ORDER NO.
2	150	130	19	1,25	4,3	6	JS641HM-2



JS922AF



Cuts thin sheet metal (0,7-3mm), fine pipe and profiles (diameter <100mm), effortless fine cuts.

Pack Quantity	L mm	I mm	H mm	K mm	TS mm	TPI	ORDER NO.
5	150	130	19	0,90	1	24	JS922AF-5



JS1122AF



Cuts thin sheet metal (0,7-3mm), fine pipe and profiles (diameter <175mm), effortless fine cuts and flexible flush cuts.

Pack Quantity	L mm	I mm	H mm	K mm	TS mm	TPI	ORDER NO.
5	225	205	19	0,90	1	24	JS1122AF-5



JS922EF



Cuts thin sheet metal (1,5-4mm), pipe and profiles (diameter <100mm).

Pack Quantity	L mm	I mm	H mm	K mm	TS mm	TPI	ORDER NO.
5	150	130	19	0,90	1,4	18	JS922EF-5
20	150	130	19	0,90	1,4	18	JS922EF-20



JS1122EF



Cuts thin sheet metal (1,5-4mm), pipe and profiles (diameter <175mm), flexible flush cuts.

Pack Quantity	L mm	I mm	H mm	K mm	TS mm	TPI	ORDER NO.
5	225	205	19	0,90	1,4	18	JS1122EF-5
20	225	205	19	0,90	1,4	18	JS1122EF-20



JS922BF



Cuts thick sheet metal (3-8mm), solid pipe and profiles (diameter <100mm), quick cutting.

Pack Quantity	L mm	I mm	H mm	K mm	TS mm	TPI	ORDER NO.
5	150	130	19	0,90	1,8	14	JS922BF-5
20	150	130	19	0,90	1,8	14	JS922BF-20



JS1122BF



Cuts thick sheet metal (3-8mm), solid pipe and profiles (diameter <175mm), flexible flush cuts, quick cutting.

Pack Quantity	L mm	I mm	H mm	K mm	TS mm	TPI	ORDER NO.
5	225	205	19	0,90	1,8	14	JS1122BF-5
20	225	205	19	0,90	1,8	14	JS1122BF-20




JS123XF



Cuts thin to thick sheet metal (1-8mm) and thin to thick profiles (diameter <100mm).

Pack Quantity	L mm	I mm	H mm	K mm	TS mm	TPI	ORDER NO.
5	150	130	19	0,90	1,8-3,2	8-14	JS123XF-5



JS925VF



Cuts medium-thick to thick sheet metal (2-10mm), thin and thick-walled pipe and profiles (<100mm). Ideal for demolition work in metal. Effortless, fine cutting.

Pack Quantity	L mm	I mm	H mm	K mm	TS mm	TPI	ORDER NO.
5	150	130	19	1,25	1,8-2,6	10-14	JS925VF-5



JS1025VF



Cuts medium-thick to thick sheet metal (2-10mm), thin and thick-walled pipe and profiles (<150mm). Ideal for demolition work in metal. Effortless, fine cutting.

Pack Quantity	L mm	I mm	H mm	K mm	TS mm	TPI	ORDER NO.
5	200	180	19	1,25	1,8-2,6	10-14	JS1025VF-5



JS1125VF



Cuts medium-thick to thick sheet metal (2-10mm), thin and thick-walled pipe and profiles (<175mm). Ideal for demolition work in metal. Effortless, fine cutting.

Pack Quantity	L mm	I mm	H mm	K mm	TS mm	TPI	ORDER NO.
5	225	205	19	1,25	1,8-2,6	10-14	JS1125VF-5



Sabre Saw Blades

new

CMT ORANGE TOOLS™

JS1225VF

METAL MILLED & SIDE SET TEETH DEMOLITION EASY CUT LONG LIFE BIM



Cuts medium-thick to thick sheet metal (2-10mm), thin and thick-walled pipe and profiles (<250mm). Ideal for demolition work in metal. Effortless, fine cutting.

Pack Quantity	L mm	I mm	H mm	K mm	TS mm	TPI	ORDER NO.
5	300	280	19	1,25	1,8-2,6	10-14	JS1225VF-5

Fine Straight Sheet Metal Pipes, profiles <250mm <2-10mm

JS920CF

METAL MILLED & SIDE SET TEETH DEMOLITION XTREME CUT LONG LIFE BIM



Cuts thick sheet metal (4-12mm), thick-walled pipe, solid pipe and profiles (<100mm). Ideal for pipe cutting, for rescue/demolition work. Powerful, coarse cutting.

Pack Quantity	L mm	I mm	H mm	K mm	TS mm	TPI	ORDER NO.
5	150	130	22	1,60	2,9	9	JS920CF-5

Coarse Straight Accurate angle cut Sheet Metal Pipes, profiles <100mm <4-12mm

JS1120CF

METAL MILLED & SIDE SET TEETH DEMOLITION XTREME CUT LONG LIFE BIM




Cuts thick sheet metal (4-12mm), thick-walled pipe, solid pipe and profiles (<175mm). Ideal for pipe cutting, for rescue/demolition work. Powerful, coarse cutting.

Pack Quantity	L mm	I mm	H mm	K mm	TS mm	TPI	ORDER NO.
5	225	205	22	1,60	2,9	9	JS1120CF-5
20	225	205	22	1,60	2,9	9	JS1120CF-20

Coarse Straight Accurate angle cut Sheet Metal Pipes, profiles <175mm <4-12mm

JS1243HM

SPECIAL LONG LIFE FAST CUT HW



Cuts medium-sized brick up to a material thickness of 215mm.

Pack Quantity	L mm	I mm	H mm	K mm	TS mm	TPI	ORDER NO.
1	305	250	50	1,50	12,7	2	JS1243HM

Coarse Straight Accurate angle cut Fibercement board Red brick Porous concrete <215mm

JS2243HM

SPECIAL LONG LIFE FAST CUT HW



Cuts large brick up to a material thickness of 365mm.

Pack Quantity	L mm	I mm	H mm	K mm	TS mm	TPI	ORDER NO.
1	455	400	50	1,50	12,7	2	JS2243HM

Coarse Straight Accurate angle cut Fibercement board Red brick Porous concrete <365mm



TOOLS FOR MULTI-CUTTERS

PRODUCTS	PAGE
Plunge and Flush-Cut for Wood	65-66
Radial saw blade for Wood	66
Plunge and Flush-Cut for Wood and Metal	67-68
Radial saw blade for Wood & Metal	69
Scraper for all Materials	69-70
Radial saw blade for Masonry	70-71
Rasp for Masonry	71
Segment saw blade for Masonry	71
Grout and mortar remover for Masonry	72
Polishing Fleece	72
Sandpaper for Wood	72
CMT11 Oscillating Multi-Tools	315



MULTI MATERIALS



APPLICATIONS

- GRINDING · SAWING
- JOINT OPENING
- PLASTIC CUTTING
- CARPET REMOVAL
- PLUNGE CUTTING
- WOOD CUTTING
- CUTTING LAMINATE SHEETS
- TUBE LENGTH TRIMMING
- NAIL CUTTING

MAXIMIZING YOUR WORK PERFORMANCE



HCS

High Carbon Steel for cutting wood and plastic.



BIM

Bi-Metal with 8% Cobalt for cutting metal, nail embedded wood and plastic.



BIM TiN

Bi-Metal with 8% Cobalt with Titanium coating for cutting metal, nail embedded wood and plastic, providing extreme performance and 30% longer lifetime.



HW

Tungsten Carbide Tipped for cutting wood, screws and nails, fiber cement board, plasterboard, plastic, sheet metal, copper, aluminium and stainless steel with double lifetime.



CARBIDE GRIT

Tungsten Carbide Grit Coated for routing joints and grooves, smaller cutouts, routing recesses in several materials, from tiles, plasterboard, porous concretes, construction materials, epoxy and glass fibre.



GRIT

Diamond Grit Coated for routing joints and grooves, smaller cutouts, routing recesses in several materials, from tiles, plasterboard, porous concretes, construction materials, epoxy and glass fibre providing extreme performance and longer lifetime.

Stainless steel arbor

protects your tools against corrosion and rust and guarantee precise work and optimum power transfer.

Blueing coating

protects your tools against corrosion and rust and will not dirty cutting profile.

Reinforced tool mount


reduces vibrations, guarantee more control and precise cuts.

THE RIGHT BLADE FOR THE BEST RESULTS!

Quick reference charts and pictograms help you choose the right blade for your application.




CMT Universal arbor fits directly onto almost all different commercially available multitools




This tool mount also enables the accessory to be repositioned in 30-degree steps.

Arbor for Fein® SuperCut and Festool® Vecturo



This tool mount also enables the accessory to be repositioned in 30-degree steps.

OMA31




Universal Adaptors

Hardwearing universal adaptor allowing your CMT to attach multi-tool blades that do not have matching shanks. Fits snugly and does not slip. Ideal for Bosch, Chicago, Craftsman, Dremel, Fein, Makita, Milwaukee, Mastercraft, Ozito, Aeg, Ridgid, Rockwell, Smart, Worx.

Pack Quantity	ORDER NO.
2 in clamshell	OMA31-X2

OMM01

Universal arbor



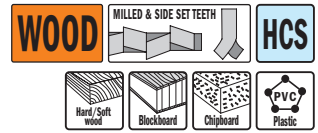
OMS01

Arbor for Fein® SuperCut Festool® Vecturo



10mm Plunge and Flush-Cut for Wood


FEATURES: HCS with hardened teeth.
MATERIAL: for wood, blockboard, chipboard, plastic, pipes and profiles.
APPLICATION: wide range of applications: installing a ventilation grille, cutting a recess in furniture elements to enable access to a mains socket, adjustment work in wood like sawing recesses for locks and fitting, window and door hardware.



Pack Quantity	W mm	I mm	TPI	ORDER NO. Universal arbor	ORDER NO. Arbor for Fein® SuperCut
1 in clamshell	10	28	18	OMM01-X1	OMS01-X1

OMM02

Universal arbor



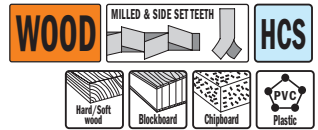
OMS02

Arbor for Fein® SuperCut Festool® Vecturo



22mm Plunge and Flush-Cut for Wood

FEATURES: HCS with hardened teeth.
MATERIAL: for wood, blockboard, chipboard, plastic, pipes and profiles.
APPLICATION: wide range of applications: installing a ventilation grille, cutting a recess in furniture elements to enable access to a mains socket, flush-cutting wooden components to length (like dowels and tenons), window and door hardware.



Pack Quantity	W mm	I mm	TPI	ORDER NO. Universal arbor	ORDER NO. Arbor for Fein® SuperCut
1 in clamshell	22	48	18	OMM02-X1	OMS02-X1
5 in clamshell	22	48	18	OMM02-X5	OMS02-X5

OMM03

Universal arbor



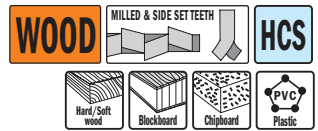
OMS03

Arbor for Fein® SuperCut Festool® Vecturo



28mm Plunge and Flush-Cut for Wood

FEATURES: HCS with hardened teeth.
MATERIAL: for wood, blockboard, chipboard, plastic, pipes and profiles.
APPLICATION: wide range of applications: installing a ventilation grille, cutting a recess in furniture elements to enable access to a mains socket, flush-cutting wooden components to length (like dowels and tenons), window and door hardware.



Pack Quantity	W mm	I mm	TPI	ORDER NO. Universal arbor	ORDER NO. Arbor for Fein® SuperCut
1 in clamshell	28	48	18	OMM03-X1	OMS03-X1

OMM04

Universal arbor



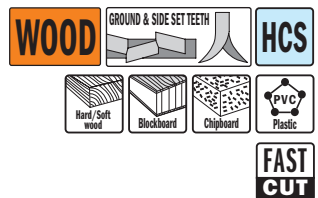
OMS04

Arbor for Fein® SuperCut Festool® Vecturo




34mm Precision Cut, Japan tothing for Wood

FEATURES: HCS with "Japanese" double-row pattern, hardened teeth.
MATERIAL: for wood, timber, blockboard, chipboard.
APPLICATION: ground and side set teeth for precision, clean, quick cutting into soft wood and timber. This tooth pattern with its longer teeth allows you to start cutting from a precise point by standing the blade on its corner and lowering it into the wood.



Pack Quantity	W mm	I mm	TPI	ORDER NO. Universal arbor	ORDER NO. Arbor for Fein® SuperCut
1 in clamshell	34	40	14	OMM04-X1	OMS04-X1
5 in clamshell	34	40	14	OMM04-X5	OMS04-X5
50 in masterpack	34	40	14	OMM04-X50	OMS04-X50




Tools for Multi-Cutters

new

CMT ORANGE TOOLS™

OMM05

Universal arbor



OMS05

Arbor for Fein® SuperCut Festool® Vecturo



34mm Extra-Long Life Plunge and Flush-Cut for Wood

FEATURES: Bimetal with 8% Cobalt teeth guarantee extra-long life.
MATERIAL: for wood, blockboard, chipboard, plastic, pipes and profiles.
APPLICATION: wide range of applications: installing a ventilation grille, cutting a recess in furniture elements to enable access to a mains socket, flush-cutting wooden components to length (like dowels and tenons), window and door hardware.


WOOD MILLED & SIDE SET TEETH **BIM**

Hard/Soft wood Blockboard Chipboard PVC Plastic **LONG LIFE**

Pack Quantity	W mm	I mm	TPI	ORDER NO. Universal arbor	ORDER NO. Arbor for Fein® SuperCut
1 in clamshell	34	40	18	OMM05-X1	OMS05-X1
5 in clamshell	34	40	18	OMM05-X5	OMS05-X5
50 in masterpack	34	40	18	OMM05-X50	OMS05-X50


OMM06

Universal arbor



OMS06

Arbor for Fein® SuperCut Festool® Vecturo




68mm Precision Cut, Japan tothing for Wood

FEATURES: HCS with "Japanese" double-row pattern, hardened teeth.
MATERIAL: for wood, timber, blockboard, chipboard.
APPLICATION: ground and side-set teeth for precision, clean, quick cutting into soft wood and timber. This tooth pattern with its longer teeth allows you to start cutting from a precise point by standing the blade on its corner and lowering it into the wood. Ideal width for creating long flat horizontal cuts like: door jambs and skirting board.

WOOD GROUND & SIDE SET TEETH **HCS**


Hard/Soft wood Blockboard Chipboard PVC Plastic **FAST CUT**

Pack Quantity	W mm	I mm	TPI	ORDER NO. Universal arbor	ORDER NO. Arbor for Fein® SuperCut
1 in clamshell	68	40	14	OMM06-X1	OMS06-X1
5 in clamshell	68	40	14	OMM06-X5	OMS06-X5
50 in masterpack	68	40	14	OMM06-X50	OMS06-X50



OMM07

Universal arbor



OMS07

Arbor for Fein® SuperCut Festool® Vecturo



68mm Extra-Long Life Plunge and Flush-Cut for Wood

FEATURES: Bimetal with 8% Cobalt teeth guarantee extra-long life.
MATERIAL: for wood, blockboard, chipboard, plastic, pipes and profiles.
APPLICATION: wide range of applications: installing a ventilation grille, cutting a recess in furniture elements to enable access to a mains socket, flush-cutting wooden components to length (like dowels and tenons), window and door hardware.


WOOD MILLED & SIDE SET TEETH **BIM**

Hard/Soft wood Blockboard Chipboard PVC Plastic **LONG LIFE**

Pack Quantity	W mm	I mm	TPI	ORDER NO. Universal arbor	ORDER NO. Arbor for Fein® SuperCut
1 in clamshell	68	40	18	OMM07-X1	OMS07-X1
5 in clamshell	68	40	18	OMM07-X5	OMS07-X5
50 in masterpack	68	40	18	OMM07-X50	OMS07-X50

OMM08

Universal arbor



OMS08

Arbor for Fein® SuperCut Festool® Vecturo



87mm Radial Saw Blade for Wood

FEATURES: HCS with hardened teeth.
MATERIAL: for wood, blockboard, chipboard, plastic, pipes and profiles.
APPLICATION: wide range of applications: installing a ventilation grille, cutting a recess in furniture elements to enable access to a mains socket, flush-cutting wooden components to length (like dowels and tenons). Cutting a plastic pipe (PVC) to length.

WOOD MILLED & WAVEY SET TEETH **HCS**

Hard/Soft wood Blockboard Chipboard PVC Plastic

Pack Quantity	W mm	TPI	ORDER NO. Universal arbor	ORDER NO. Arbor for Fein® SuperCut
1 in clamshell	87	18	OMM08-X1	OMS08-X1

OMM09

Universal arbor



OMS09

Arbor for Fein® SuperCut Festool® Vecturo




10mm Plunge and Flush-Cut for Wood & Metal

FEATURES: Bimetal with 8% Cobalt teeth.

MATERIAL: for wood, chipboard, plastic, sheet metal, copper and aluminium pipes and profiles.


APPLICATION: wide range of applications: flush-cutting a nail in wood, adjustment work on non-ferrous profiles, plunge-cutting in plasterboard.



Pack Quantity	W mm	I mm	TPI	ORDER NO. Universal arbor	ORDER NO. Arbor for Fein® SuperCut
1 in clamshell	10	28	18	OMM09-X1	OMS09-X1
5 in clamshell	10	28	18	OMM09-X5	OMS09-X5
50 in masterpack	10	28	18	OMM09-X50	OMS09-X50

OMM10

Universal arbor



OMS10

Arbor for Fein® SuperCut Festool® Vecturo



22mm Plunge and Flush-Cut for Wood & Metal

FEATURES: Bimetal with 8% Cobalt teeth.

MATERIAL: for wood, plasterboard, plastic, sheet metal, copper and aluminium pipes and profiles.

APPLICATION: wide range of applications: flush-cutting a nail in wood, cutting copper pipes, plunge-cutting in plasterboard.



Pack Quantity	W mm	I mm	TPI	ORDER NO. Universal arbor	ORDER NO. Arbor for Fein® SuperCut
1 in clamshell	22	48	18	OMM10-X1	OMS10-X1
5 in clamshell	22	48	18	OMM10-X5	OMS10-X5
50 in masterpack	22	48	18	OMM10-X50	OMS10-X50

OMM11

Universal arbor



OMS11

Arbor for Fein® SuperCut Festool® Vecturo




28mm Plunge and Flush-Cut for Wood & Metal

FEATURES: Bimetal with 8% Cobalt teeth.

MATERIAL: for wood, plasterboard, plastic, sheet metal, copper and aluminium pipes and profiles.


APPLICATION: wide range of applications: flush-cutting a nail in wood, cutting copper pipes and aluminium profiles, plunge-cutting in plasterboard.



Pack Quantity	W mm	I mm	TPI	ORDER NO. Universal arbor	ORDER NO. Arbor for Fein® SuperCut
1 in clamshell	28	48	18	OMM11-X1	OMS11-X1
5 in clamshell	28	48	18	OMM11-X5	OMS11-X5
50 in masterpack	28	48	18	OMM11-X50	OMS11-X50

OMM12

Universal arbor



OMS12

Arbor for Fein® SuperCut Festool® Vecturo



32mm Plunge and Flush-Cut for Wood & Metal

FEATURES: Bimetal with 8% Cobalt teeth.

MATERIAL: for wood, plasterboard, plastic, sheet metal, copper and aluminium pipes and profiles.

APPLICATION: wide range of applications: flush-cutting a nail in wood, cutting copper pipes and aluminium profiles, plunge-cutting in plasterboard.



Pack Quantity	W mm	I mm	TPI	ORDER NO. Universal arbor	ORDER NO. Arbor for Fein® SuperCut
1 in clamshell	32	40	18	OMM12-X1	OMS12-X1
5 in clamshell	32	40	18	OMM12-X5	OMS12-X5
50 in masterpack	32	40	18	OMM12-X50	OMS12-X50


Tools for Multi-Cutters

new

CMT ORANGE TOOLS™

OMM13

Universal arbor



OMS13

Arbor for Fein® SuperCut Festool® Vecturo



32mm Extra-Long Life Plunge & Flush-Cut for Wood & Metal

FEATURES: TiN Coated Bimetal with 8% Cobalt teeth.

MATERIAL: for wood and nails, plasterboard, plastic, sheet metal, copper and aluminium pipes and profiles.

APPLICATION: wide range of applications: flush-cutting a nail in wood, cutting copper pipes and aluminium profiles, plunge-cutting in plasterboard. Tooth strip coated with titanium nitride for 30% longer life.

WOOD&METAL



BIM TiN




130% LONGER LIFE

LONG LIFE

Pack Quantity	W mm	I mm	TPI	ORDER NO. Universal arbor	ORDER NO. Arbor for Fein® SuperCut
1 in clamshell	32	40	18	OMM13-X1	OMS13-X1
5 in clamshell	32	40	18	OMM13-X5	OMS13-X5
50 in masterpack	32	40	18	OMM13-X50	OMS13-X50

OMM14

Universal arbor



OMS14

Arbor for Fein® SuperCut Festool® Vecturo



35mm Extra-Long Life Plunge & Flush-Cut for Wood & Metal

FEATURES: High Quality carbide teeth.

MATERIAL: for wood, hardened screws and nails, plasterboard, plastic, sheet metal, copper, aluminium and stainless steel.

APPLICATION: wide range of applications: cutting hardened screws/nails, Cutting stainless steel like kitchen front covers, plunge cuts in severely abrasive materials like fiberglass.

WOOD&METAL

HW




2X LONGER LIFE

LONG LIFE

Pack Quantity	W mm	I mm	TPI	ORDER NO. Universal arbor	ORDER NO. Arbor for Fein® SuperCut
1 in clamshell	35	40	20	OMM14-X1	OMS14-X1

OMM15

Universal arbor



OMS15

Arbor for Fein® SuperCut Festool® Vecturo



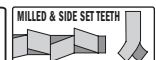
45mm Plunge and Flush-Cut for Wood & Metal

FEATURES: Bimetal with 8% Cobalt teeth.

MATERIAL: for wood, plasterboard, plastic, sheet metal, copper and aluminium pipes and profiles.

APPLICATION: wide range of applications: flush-cutting a nail, cutting copper pipes and aluminium profiles, plunge-cutting in plasterboard.

WOOD&METAL




BIM



Pack Quantity	W mm	I mm	TPI	ORDER NO. Universal arbor	ORDER NO. Arbor for Fein® SuperCut
1 in clamshell	45	48	18	OMM15-X1	OMS15-X1
5 in clamshell	45	48	18	OMM15-X5	OMS15-X5
50 in masterpack	45	48	18	OMM15-X50	OMS15-X50

OMM16

Universal arbor



OMS16

Arbor for Fein® SuperCut Festool® Vecturo



45mm Extra-Long Life Plunge & Flush-Cut for Wood & Metal

FEATURES: TiN Coated Bimetal with 8% Cobalt teeth.

MATERIAL: for wood and nails, plasterboard, plastic, sheet metal, copper and aluminium pipes and profiles.

APPLICATION: wide range of applications: flush-cutting a nail, cutting copper pipes and aluminium profiles, plunge-cutting in plasterboard. Tooth strip coated with titanium nitride for 30% longer life.

WOOD&METAL



BIM TiN




130% LONGER LIFE

LONG LIFE

Pack Quantity	W mm	I mm	TPI	ORDER NO. Universal arbor	ORDER NO. Arbor for Fein® SuperCut
1 in clamshell	45	48	18	OMM16-X1	OMS16-X1
5 in clamshell	45	48	18	OMM16-X5	OMS16-X5
50 in masterpack	45	48	18	OMM16-X50	OMS16-X50

OMM17

Universal arbor



OMS17

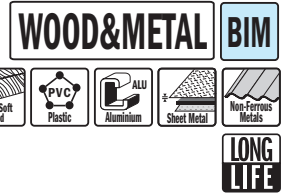
Arbor for Fein® SuperCut Festool® Vecturo



87mm Radial Saw Blade for Wood & Metal

FEATURES: Bimetal with 8% Cobalt teeth.
MATERIAL: for wood, veneered panels, plastic and laminated panels, sheet metal, copper and aluminium pipes and profiles.


APPLICATION: wide range of applications: flush-cutting a nail, cutting a door frame, laminate/parquet, cutting aluminium profiles, plunge-cutting.



Pack Quantity	W mm	TPI	ORDER NO. Universal arbor	ORDER NO. Arbor for Fein® SuperCut
1 in clamshell	87	20	OMM17-X1	OMS17-X1

OMM18

Universal arbor



OMS18

Arbor for Fein® SuperCut Festool® Vecturo



87mm Extra-Long Life Radial Saw Blade for Wood & Metal

FEATURES: TiN Coated Bimetal with 8% Cobalt teeth.
MATERIAL: for wood, plasterboard and fibercement boards, sheet metal, copper and aluminium pipes and profiles.


APPLICATION: wide range of applications: plunge-cutting in plasterboard, cutting smaller aluminium mouldings to length, cutting recesses in epoxy/glass fibre like dashboard in a boat.



Pack Quantity	W mm	TPI	ORDER NO. Universal arbor	ORDER NO. Arbor for Fein® SuperCut
1 in clamshell	87	20	OMM18-X1	OMS18-X1

OMM19

Universal arbor



OMS19

Arbor for Fein® SuperCut Festool® Vecturo



52mm Rigid Scraper for all Materials

FEATURES: HL rigid scraper.
APPLICATION: wide range of applications: removing mortar or tile adhesive, removing mortar and concrete residues, removing hard, brittle carpet adhesive residues.



Pack Quantity	W mm	I mm	ORDER NO. Universal arbor	ORDER NO. Arbor for Fein® SuperCut
1 in clamshell	52	26	OMM19-X1	OMS19-X1
5 in clamshell	52	26	OMM19-X5	OMS19-X5

OMM20

Universal arbor



OMS20

Arbor for Fein® SuperCut Festool® Vecturo



52mm Flexible Scraper for all Materials

FEATURES: HL flexible scraper.
APPLICATION: wide range of applications: removing soft carpet adhesive residues, removing paint residues, removing silicone joints.



Pack Quantity	W mm	I mm	ORDER NO. Universal arbor	ORDER NO. Arbor for Fein® SuperCut
1 in clamshell	52	45	OMM20-X1	OMS20-X1
5 in clamshell	52	45	OMM20-X5	OMS20-X5

Tools for Multi-Cutters

new

CMT ORANGE TOOLS™

OMM21

Universal arbor



OMS21

Arbor for
Fein® SuperCut
Festool® Vecturo



28mm Sharp Corner Scraper for all Materials

FEATURES: HL sharp corner scraper.


APPLICATION: wide range of applications: cutting soft expansion joints, cutting window putty like sealing compound, cutting insulation materials.



Pack Quantity	W mm	I mm	ORDER NO. Universal arbor	ORDER NO. Arbor for Fein® SuperCut
1 in clamshell	28	50	OMM21-X1	OMS21-X1
5 in clamshell	28	50	OMM21-X5	OMS21-X5
50 in masterpack	28	50	OMM21-X50	OMS21-X50

OMM22

Universal arbor



OMS22

Arbor for
Fein® SuperCut
Festool® Vecturo



87mm Carbide Grit Radial Saw Blade

FEATURES: Carbide Grit.

MATERIAL: radial saw blade for tiles, plasterboard, porous concretes and similar construction materials.

APPLICATION: wide range of applications: routing joints on wall and floor tiles, smaller cutouts in soft wall tiles, routing grooves in porous concrete, for laying concealed cables and pipes.



Pack Quantity	W mm	K mm	ORDER NO. Universal arbor	ORDER NO. Arbor for Fein® SuperCut
1 in clamshell	87	2,2	OMM22-X1	OMS22-X1

OMM23

Universal arbor



OMS23

Arbor for
Fein® SuperCut
Festool® Vecturo

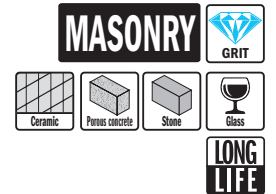


87mm Diamond Coated Extra-Long Life Radial Saw Blade

FEATURES: Diamond coated for extended lifetime.

MATERIAL: radial saw blade for tiles, plasterboard, porous concretes, construction materials, epoxy and glass fibre.

APPLICATION: wide range of applications: routing joints on wall and floor tiles, smaller cutouts in soft wall tiles, routing recesses in epoxy/glass fibre reinforced plastic like in a boat's hull, routing joints on wall tiles.



Pack Quantity	W mm	K mm	ORDER NO. Universal arbor	ORDER NO. Arbor for Fein® SuperCut
1 in clamshell	87	1,6	OMM23-X1	OMS23-X1
25 in masterpack	87	1,6	OMM23-X25	OMS23-X25

OMM24

Universal arbor



OMS24

Arbor for
Fein® SuperCut
Festool® Vecturo



65mm Carbide Grit Radial Saw Blade

FEATURES: Carbide Grit.

MATERIAL: radial saw blade for tiles, plasterboard, porous concretes and similar construction materials.

APPLICATION: wide range of applications: routing joints on wall and floor tiles, smaller cutouts in soft wall tiles, routing grooves in porous concrete, for laying concealed cables and pipes.



Pack Quantity	W mm	K mm	ORDER NO. Universal arbor	ORDER NO. Arbor for Fein® SuperCut
1 in clamshell	65	1,6	OMM24-X1	OMS24-X1

OMM27

Universal arbor




OMS27

Arbor for
Fein® SuperCut
Festool® Vecturo



65mm Diamond Coated Extra-Long Life Radial Saw Blade

FEATURES: Diamond coated for extended lifetime.
MATERIAL: radial saw blade for tiles, plasterboard, porous concretes, construction materials, epoxy and glass fibre.
APPLICATION: wide range of applications: routing joints on wall and floor tiles, smaller cutouts in soft wall tiles, routing recesses in epoxy/glass fibre reinforced plastic like in a boat's hull, routing joints on wall tiles.



Pack Quantity	W mm	K mm	ORDER NO. Universal arbor	ORDER NO. Arbor for Fein® SuperCut
1 in clamshell	65	2	OMM27-X1	OMS27-X1

OMM26

Universal arbor



35mm Double-Face Carbide Grit Fingertip Rasp

FEATURES: Carbide Grit coated on both sides.
MATERIAL: Fingertip Rasp for tiles, plasterboard, porous concretes, construction materials, wood, carpets.
APPLICATION: wide range of applications: removing mortar or tile adhesive, removing carpet adhesive residues, rasping wood for rough adjustment, rough grinding of filler, tile adhesives, concrete, stone and wood.



Pack Quantity	W mm	ORDER NO. Universal arbor
1 in clamshell	35	OMM26-X1

OMM25

Universal arbor



80mm Carbide Grit Delta Rasp

FEATURES: Carbide Grit.
MATERIAL: Delta Rasp for tiles, plasterboard, porous concretes, construction materials, wood, carpets.
APPLICATION: wide range of applications: removing mortar or tile adhesive, removing carpet adhesive residues, rasping wood for rough adjustment, rough grinding of filler, tile adhesives, concrete, stone and wood.



Pack Quantity	W mm	ORDER NO. Universal arbor
1 in clamshell	80	OMM25-X1

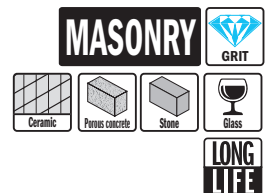
OMM28

Universal arbor



57mm Diamond coated Extra-Long Life Segment Saw Blade

FEATURES: Diamond coated for extended lifetime.
MATERIAL: Segment saw blade for tiles, marble, epoxy resins.
APPLICATION: wide range of applications: remove tough grout from between tiled surfaces. Efficient shape allows aggressive grinding without damaging the tile. Cutting out marble and trass concrete joints. Also for sinking ducts in plaster, brick, pumice and honeycomb stone as well as autoclave aerated concrete. Long-lasting blades are designed specifically for harder grouts.



Pack Quantity	W mm	K mm	ORDER NO. Universal arbor
1 in clamshell	57	2	OMM28-X1
25 in masterpack	57	2	OMM28-X25

Tools for Multi-Cutters

new

CMT ORANGE TOOLS™

OMM29

Universal arbor



OMS29

Arbor for Fein® SuperCut Festool® Vecturo



65mm Carbide Grit Grout and Mortar Remover

FEATURES: Carbide Grit.
MATERIAL: Grout and Mortar remover for tiles, concrete, stone.
APPLICATION: wide range of applications: routing grout, rasping away mortar or tile adhesive, remove joints, tiles, all with one extra long life tool. Suitable for removing carpet residues from a mineral surface. The special design allows access into 90° corners.



Pack Quantity	W mm	ORDER NO. Universal arbor	ORDER NO. Arbor for Fein® SuperCut
1 in clamshell	65	OMM29-X1	OMS29-X1

OMM30

Universal arbor



OMS30

Arbor for Fein® SuperCut Festool® Vecturo




93mm Delta Sanding Pad, perforated

FEATURES: perforated Sanding pad with micro Velcro®-type fastening system. Quick, easy sanding sheet changes.
APPLICATION: perfectly sanded surfaces for all conditions of material with the comprehensive range of sanding sheets.



Pack Quantity	W mm	ORDER NO. Universal arbor	ORDER NO. Arbor for Fein® SuperCut
1 in clamshell	93	OMM30-X1	OMS30-X1

OMA30000



93mm Delta Polishing Fleece, perforated

FEATURES: Delta Polishing Fleece with micro Velcro®-type to be use with our sku # OMM30 and # OMS30.
APPLICATION: wide range of applications: suitable for bringing out the grain of the wood (rustic look), de-rusting of metal and matte sanding of varnishes, removing dirt and deposits without altering the workpiece surface.



Pack Quantity	W mm	ORDER NO.
4 in clamshell	93	OMA30000-X4

OMA30




93mm Aluminium-Oxide Delta Sandpaper for Wood, perforated

FEATURES: Delta Sandpaper with micro Velcro®-type to be used with our sku # OMM30 and # OMS30.
APPLICATION: wide range of applications: suitable for sanding all types of wood, chipboard, plywood, construction boards, for pre-sanding of rough, uneven beams and boards. Best results achieved with dust extractor. Aluminium-Oxide abrasive grain and full resin bond guarantee high abrasion performance.



Pack Quantity	W mm	Grit	ORDER NO.
10 in clamshell	93	40	OMA30040-X10
10 in clamshell	93	60	OMA30060-X10
10 in clamshell	93	80	OMA30080-X10
10 in clamshell	93	100	OMA30100-X10
10 in clamshell	93	120	OMA30120-X10
10 in clamshell	93	180	OMA30180-X10
10 in clamshell	93	240	OMA30240-X10



TOOLS WITH BORE & KNIVES

PRODUCTS	PAGE
Rabbeting Cutter Heads	74-75
3 piece Adjustable Grooving Set	76-77
Planing & Jointing Spiral Cutter Heads	78
2 piece Adjustable Rounding & Chamfering Set	79
Chamfer Cutter Heads	80-81
Multiradius Roundover Cutter Heads	82-84
Jointing Cutter Heads	85-87
Panel Cutter Heads	88-92
Cutter Heads for Universal Knives & Sets	93-95
Profile Knives & Limiters	96-109
Blank Knives & Limiters (to be sharpened)	110
Bore Reducers	110
HS Corrugated Back Moulder Knives	111
Magnetic Knife Setting Jigs	111
Planer & Jointer Knives	112
HWM Reversible Knives for Portable Planers	113
HWM Reversible Knives	114-116

Rabbeting Cutter Heads



694.100

These cutter heads have been designed for:

- rabbeting from top and from bottom
- jointing
- grooving

For use on spindle moulder machines, double-end tenoner and edging machines.

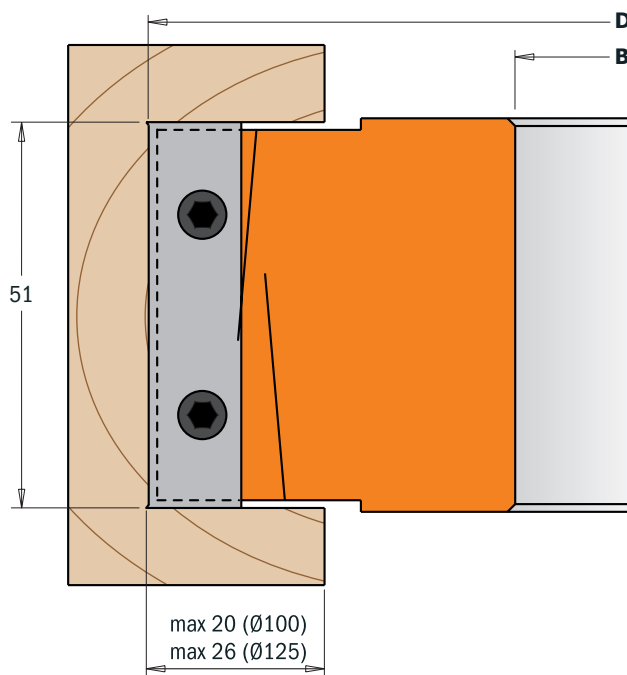
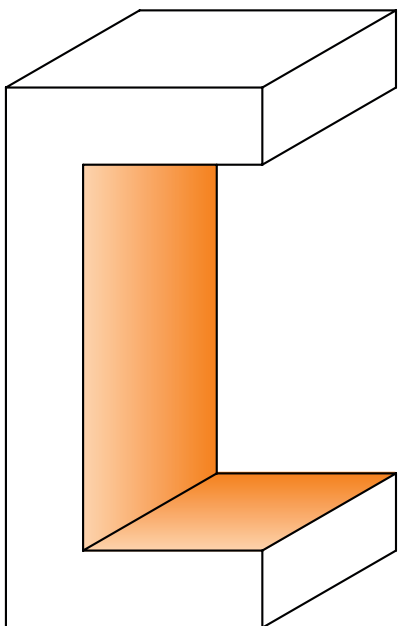
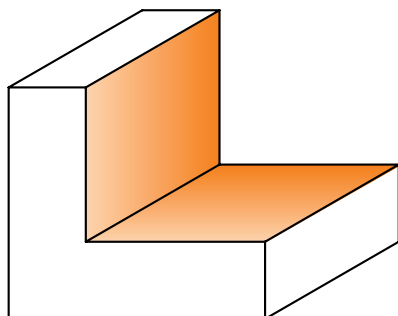
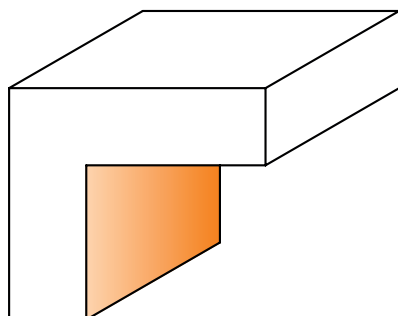
Perfect on all materials, but better results are achieved using chipboard, MDF, wood composites, plastic materials and laminates.

Improved design with shear angle.

TECHNICAL DETAILS:

- Hard aluminium alloy body with high resistance to tensile and yield stress.
- 2 universal HWM straight knives 50x12x1,5mm [Z2].
- 4 universal HWM scoring knives 14x14x2mm [V4].
- Tools for manual feed (MAN).
- Pins for automatic positioning of the knives.

Supplied in a solid plastic box.



Drawings are 1:1 scale

Spare parts



D mm	B mm	l mm	Z	RPM	ORDER NO.							
100	19,05	51	2+4	7500~12500	694.100.19	790.140.00	990.093.00	991.073.00	790.500.00	695.999.46	990.064.00	991.064.00
100	30	51	2+4	7500~12500	694.100.30	790.140.00	990.093.00	991.073.00	790.500.00	695.999.46	990.064.00	991.064.00
100	31,75	51	2+4	7500~12500	694.100.31	790.140.00	990.093.00	991.073.00	790.500.00	695.999.46	990.064.00	991.064.00
100	35	51	2+4	7500~12500	694.100.35	790.140.00	990.093.00	991.073.00	790.500.00	695.999.46	990.064.00	991.064.00
125	40	51	2+4	6100~10000	694.125.40	790.140.00	990.093.00	991.073.00	790.500.00	695.999.46	990.064.00	991.064.00
125	50	51	2+4	6100~10000	694.125.50	790.140.00	990.093.00	991.073.00	790.500.00	695.999.46	990.064.00	991.064.00

Cutter Heads for Rabbeting and 40mm Profile Knives



694.020

- These cutter heads have been designed for:
- rabbeting from top and from bottom
 - jointing
 - grooving
 - 40mm SP profile knives

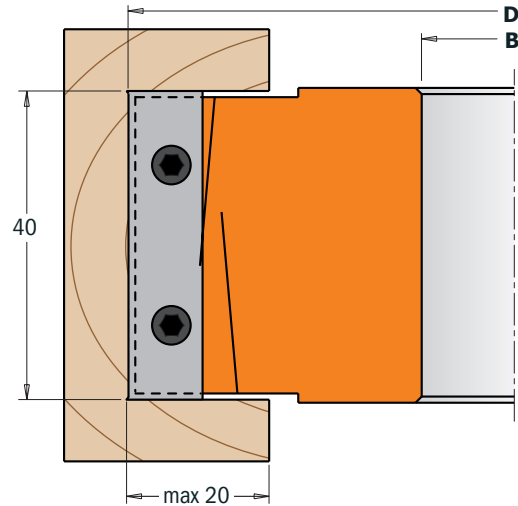
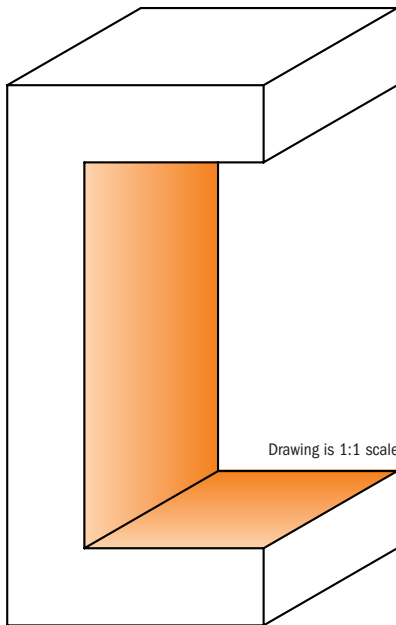
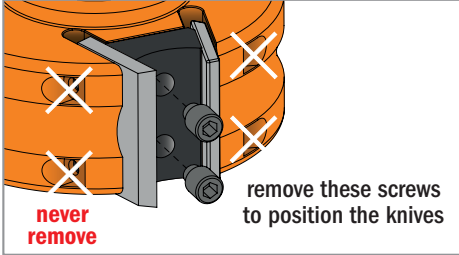
For use on spindle moulder machines, double-end tenoners and edging machines. Perfect on all materials, but better results are achieved on chipboard, MDF, wood composites, plastic materials and laminates.



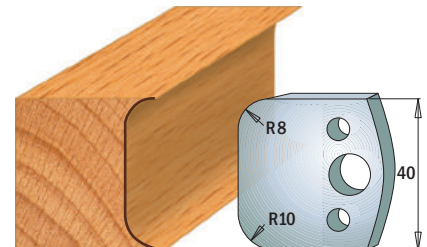
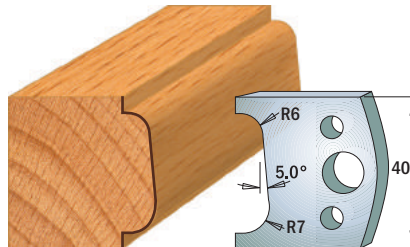

TECHNICAL DETAILS:

- Hard aluminium alloy body with high resistance to tensile and yield stress.
- 2 universal HWM straight knives 40x12x1,5mm [Z2].
- 2 universal HWM scoring knives 14x14x2mm [V2].
- Tools for manual feed (MAN).
- Pins for the automatic positioning of the knives.

Supplied in a solid plastic box.




To use with all 40mm profile knives
(see from page 96 to page 105)



D mm	B mm	I mm	Z	RPM	ORDER NO.	Spare parts						
100	30	40	2+2	7500~12500	694.020.30							
100	31,75	40	2+2	7500~12500	694.020.31	790.140.00	990.093.00	991.073.00	790.400.00	693.999.01	990.065.00	991.064.00
125	35	40	2+2	7500~12500	694.020.35	790.140.00	990.093.00	991.073.00	790.400.00	693.999.01	990.065.00	991.064.00
125	40	40	2+2	7500~12500	694.020.40	790.140.00	990.093.00	991.073.00	790.400.00	693.999.01	990.065.00	991.064.00
125	50	40	2+2	7500~12500	694.020.50	790.140.00	990.093.00	991.073.00	790.400.00	693.999.01	990.065.00	991.064.00

Spare parts
 691.192 Pair of limiters 40x4mm
 695.020.01 Indexable knife edge block 38x4x15mm

3 piece Adjustable Grooving Sets



694.001



These cutter heads are the ideal tools to create precision slots and grooves on material 4 to 15mm deep. These sets include:

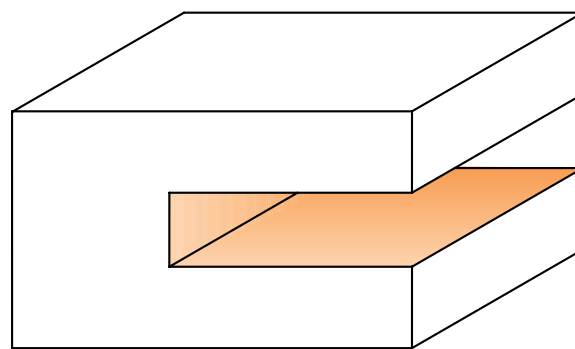
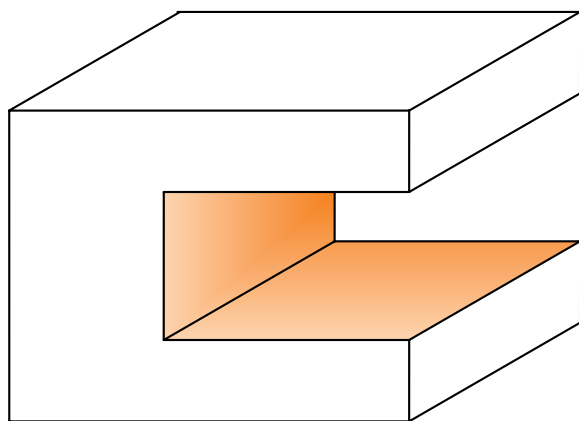
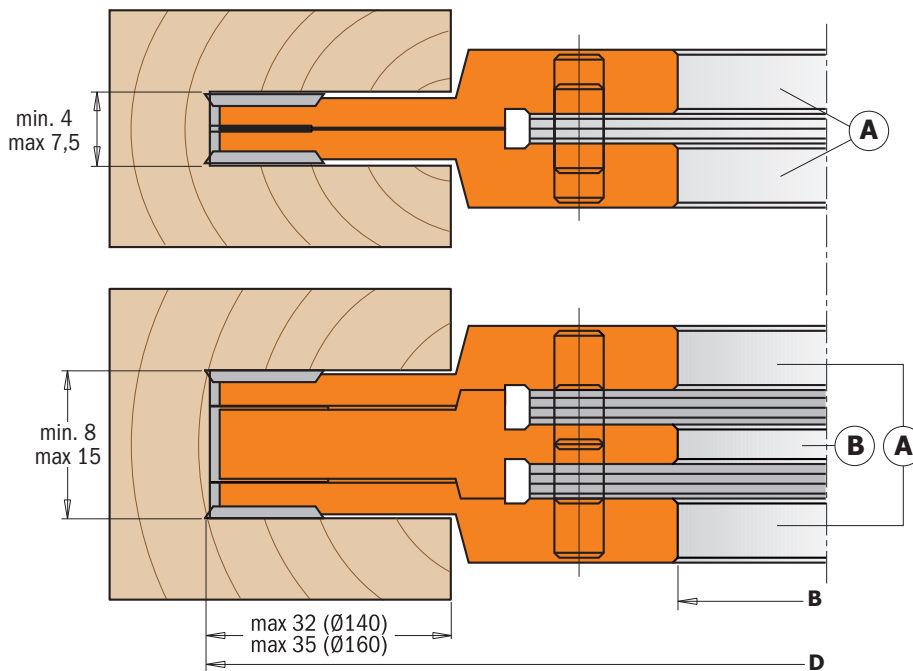
- 2 cutter heads type (A) [Z4 + V4]
- 1 cutter head type (B) [Z2]
- 12 spacer rings from 0,1 to 2mm

For use on your spindle moulder machines, double-end tenoner and shaper machines. Perfect grooving on all materials, but ideal on solid wood, plywood and laminated panels.

TECHNICAL DETAILS:

- Super-strength steel body.
- 2 HWM Knives 7,65x12x1,5mm [Z2].
- 4 HWM Knives 18x18x1,5mm [Z4].
- 4 HWM Knives 14x14x1,2mm [V4].
- Tools for manual feed (MAN).
- Pins for automatic positioning of the knives.

Supplied in a solid plastic box.



Drawings are 1:1 scale

D mm	B mm	Z + V	RPM	ORDER NO.	Spare parts			
140	30	4+4	5500~9500	694.001.30				
140	30	4+4	5500~9500	694.001.30	790.181.00	790.140.10	790.076.00	695.998.21
140	31,75	4+4	5500~9500	694.001.31	790.181.00	790.140.10	790.076.00	695.998.22
140	35	4+4	5500~9500	694.001.35	790.181.00	790.140.10	790.076.00	695.998.23
160	40	4+4	4800~8300	694.001.40	790.181.00	790.140.10	790.076.00	695.998.24N
160	50	4+4	4800~8300	694.001.50	790.181.00	790.140.10	790.076.00	695.998.25N

Spare parts

For cutter heads (A)

- 990.079.00 M4x3,2mm Torx screws
- 991.069.00 T9 Torx key
- 695.996.02 M4 (Ø12x1,7mm) threaded ring
- 695.996.01 M4 (Ø10x1,6mm) threaded ring

For cutter heads (B)

- 695.999.07 7x11x9,5mm wedge for knives
- 990.063.00 M5x18mm screw
- 991.072.00 T20 Torx key

2 Piece Adjustable Grooving Sets



694.021 - 694.022



These cutter heads are the ideal tools to create precision slots and grooves on material from 14 to 39mm deep. These sets include:

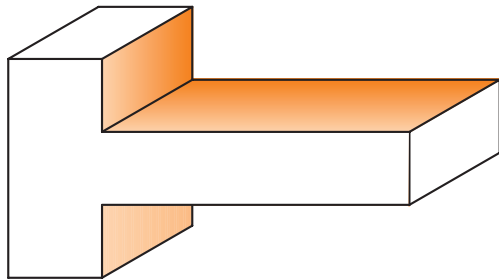
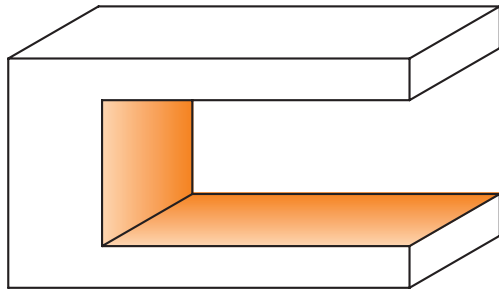
- 1 cutter head type (A) [Z2 + V2]
- 1 cutter head type (B) [Z2 + V2]
- spacer rings set

For use on spindle moulder machines, double-end tenoners and shaper machines. Perfect grooving on all materials, but ideal on solid wood, plywood and laminated panels.

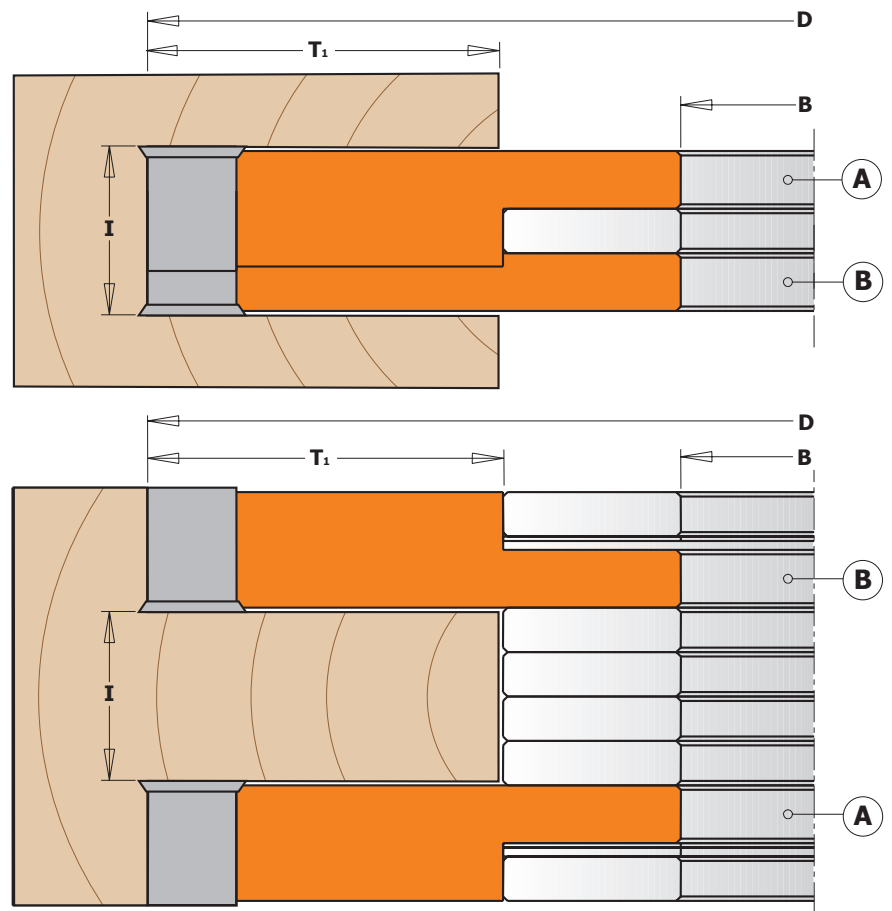
TECHNICAL DETAILS:

- Super-strength hard aluminium alloy body.
- 694.021: 8 HWM Knives 13,6x13,6x2mm.
- 694.022: 8 HWM Knives 19,5x12x1,5mm.
- 4 HWM Scoring knives 14x14x2mm.
- Tools for manual feed (MAN).
- Pins for the automatic positioning of the knives.

Supplied in a solid plastic box.



Drawings are 1:1 scale



D mm	I mm	B mm	T1 mm	Z	RPM	ORDER NO.	Spare parts				
150	14-28	30	59	4+4	5000~8000	694.021.30					
150	14-28	31,75	44	4+4	5000~8000	694.021.31	790.136.00	990.093.00			695.998.41
150	14-28	35	44	4+4	5000~8000	694.021.35	790.136.00	990.093.00			695.998.43
150	14-28	40	44	4+4	5000~8000	694.021.40	790.136.00	990.093.00			695.998.44
160	14-28	50	44	4+4	5000~8000	694.021.50	790.136.00	990.093.00			695.998.45
170	20-39	30	54	4+4	4400~7400	694.022.30	790.140.00	990.093.00	790.195.12	990.094.00	695.998.46
170	20-39	31,75	54	4+4	4400~7400	694.022.31	790.140.00	990.093.00	790.195.12	990.094.00	695.998.47
170	20-39	35	54	4+4	4400~7400	694.022.35	790.140.00	990.093.00	790.195.12	990.094.00	695.998.48
170	20-39	40	54	4+4	4400~7400	694.022.40	790.140.00	990.093.00	790.195.12	990.094.00	695.998.49
170	20-39	50	59	4+4	4400~7400	694.022.50	790.140.00	990.093.00	790.195.12	990.094.00	695.998.50

Spare parts
 991.072.00 T20 Torx key
 991.073.00 T25 Torx key

Planing & Jointing Spiral Cutter Heads



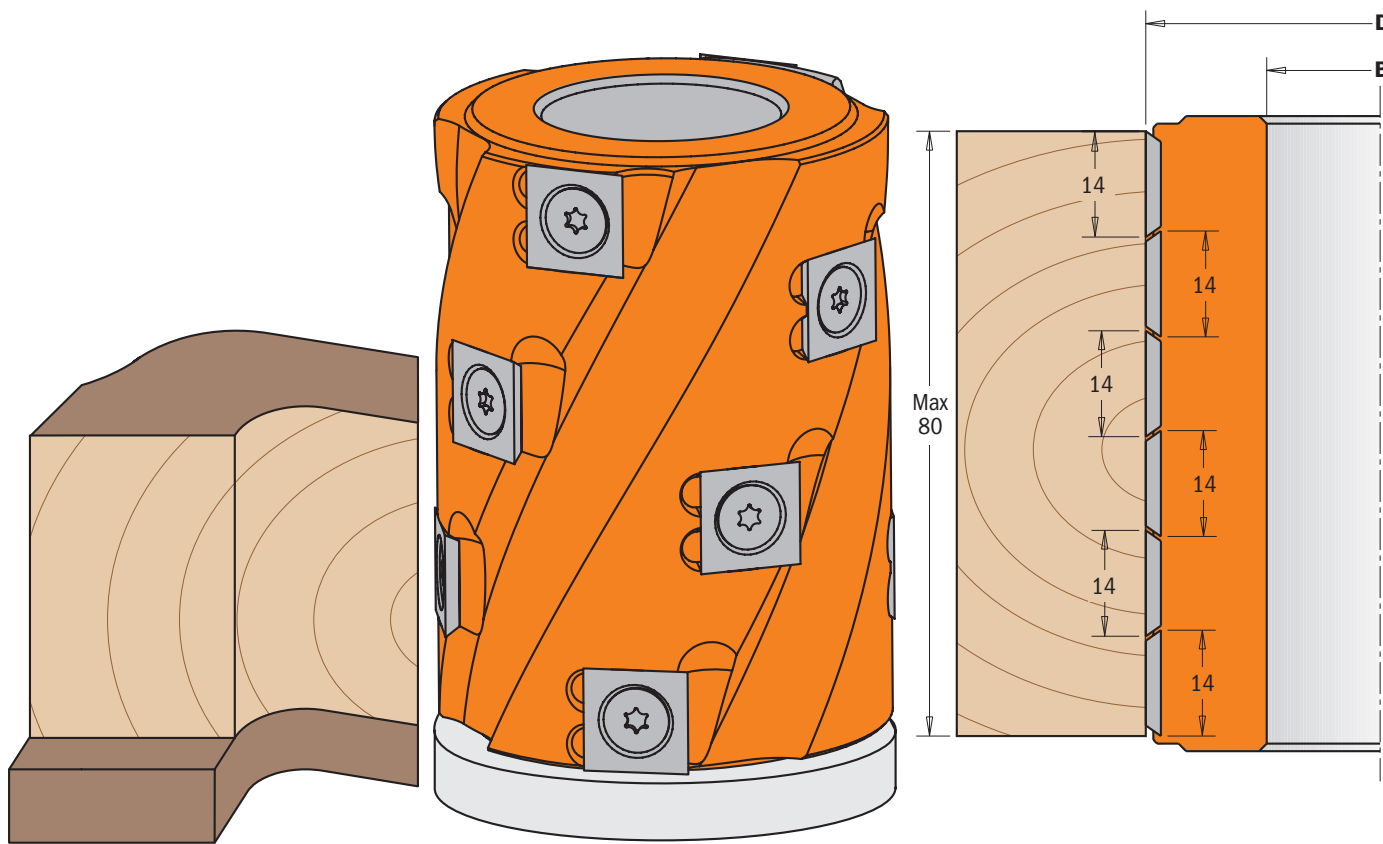
694.019

These new cutter heads have been designed for planing and jointing on soft or hard wood and wooden boards on spindle moulder machines. Ideal for routing our curved elements by using a bearing guide (sold separately) and a template.

TECHNICAL DETAILS:

- Hard aluminium alloy body with high resistance to tensile and yield stress.
- 12 HWM Knives 14x14x2mm [Z2] with 4 spiral indexing.
- Tools for manual feed (MAN).

Supplied in a plastic twistpack.



Optional bearing

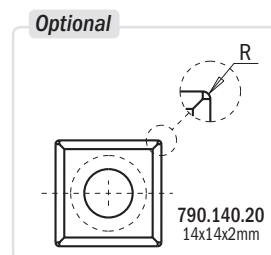
Spare parts

790.140.00	990.093.00	991.073.00
790.140.00	990.093.00	991.073.00
790.140.00	990.093.00	991.073.00
790.140.00	990.093.00	991.073.00

D mm	I mm	B mm	Z	RPM	ORDER NO.
62	80	30	12	8000~12000	694.019.30
62	80	35	12	8000~12000	694.019.35
80	80	40	12	8000~12000	694.019.40
80	80	50	12	8000~12000	694.019.50


Optional

791.051.00	30x62x16mm bearing
791.052.00	35x62x14mm bearing
791.054.00	40x80x18mm bearing
791.053.00	50x80x16mm bearing



Note: Ideal for routing out curved elements by using an bearing guide (sold separately) and a template. In order to achieve an extra-fine finish, you can order the optional knife 790.140.20.

2 Piece Adjustable Rounding & Chamfering Sets



694.005

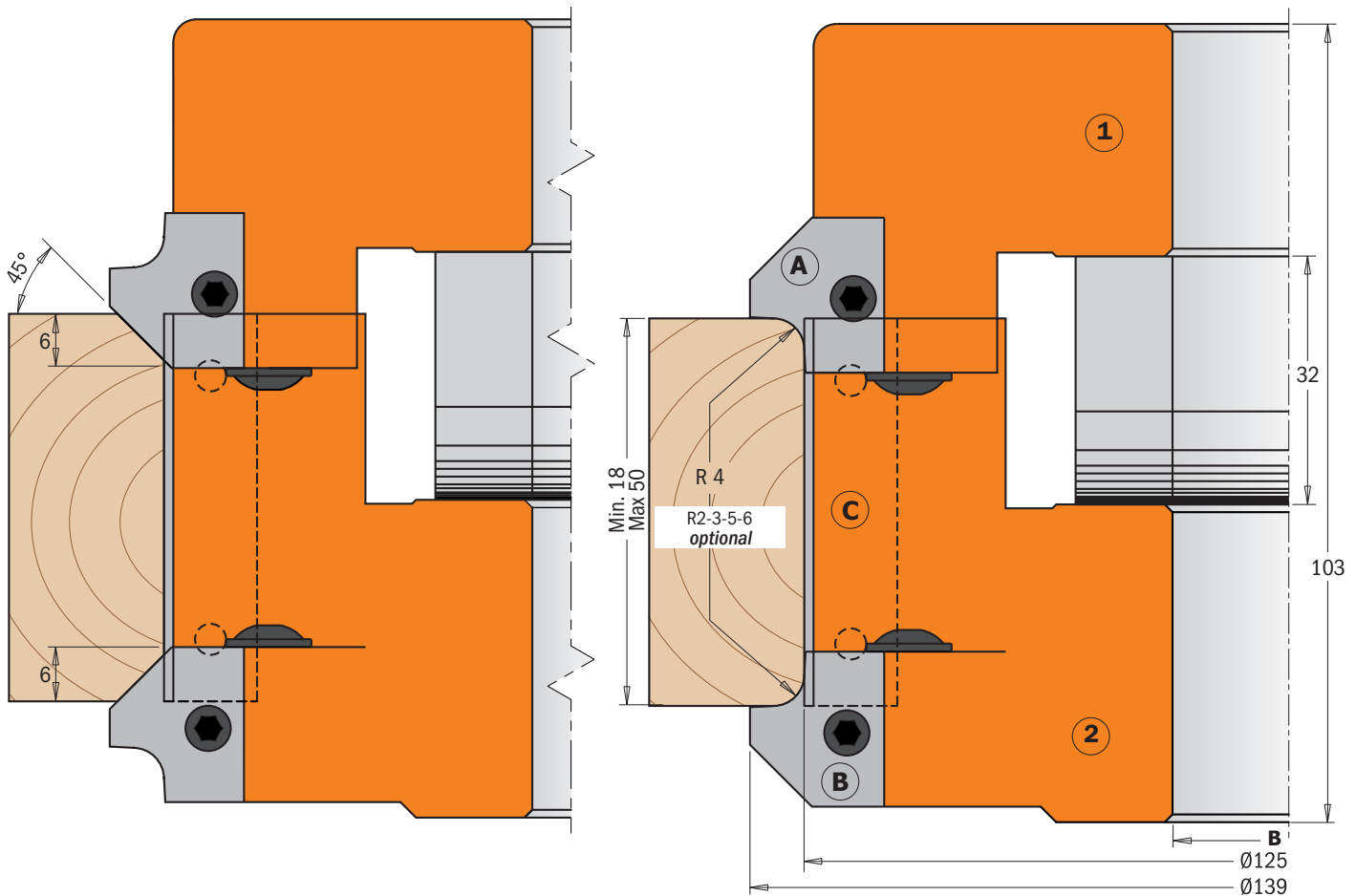


Innovative design, simple assembly and numerous possibilities. The CMT adjustable rounding and chamfering sets consist of two pieces, which are very easy to set up on your spindle moulder machine, allowing you to profile on solid wood and man-made boards (with or without coating). It supports five different knives for rounding over both top and bottom edges in one single pass with radius 2,3,4,5 or 6mm, and for 45° chamfering on material from 18mm to 50mm thick. The improved design with shear angle guarantees perfect finishing! For use on spindle moulder machines and double-end tenoners.

TECHNICAL DETAILS:

- Hard aluminium alloy body with high resistance to tensile and yield stress.
- One pair of HWM top knives radius 4mm and 45° chamfer (20x20,5x2mm) [Z2].
- One pair of HWM bottom knives radius 4mm and 45° chamfer (20x20,5x2mm) [Z2].
- Two HWM knives 50x12x1,5mm.
- Set of 21 spacer rings from 0,1 to 3mm.
- Tools for manual feed (MAN).
- Pins for the automatic positioning of the knives.

Supplied in a solid plastic box.



D mm	B mm	Z	RPM	ORDER NO.
139	30	2+2	5500~9400	694.005.30
139	31,75	2+2	5500~9400	694.005.31
139	35	2+2	5500~9400	694.005.35
139	40	2+2	5500~9400	694.005.40
139	50	2+2	5500~9400	694.005.50

Spare parts

17x11x9,5mm	46x11x9,5mm	990.064.00	695.998.11
695.999.17	695.999.46	990.064.00	695.998.11
695.999.17	695.999.46	990.064.00	695.998.12
695.999.17	695.999.46	990.064.00	695.998.13
695.999.17	695.999.46	990.064.00	695.998.14
695.999.17	695.999.46	990.064.00	695.998.15

Spare parts

695.005.A4	R=4+45° pair of knives for roundover/chamfer (top)
695.005.B4	R=4+45° pair of knives for roundover/chamfer (bottom)
790.500.00	50x12x1,5mm knives
991.064.00	4mm hex key
991.067.00	3mm hex key

Optional

695.005.A2	R=2+45° pair of knives for roundover/chamfer (top)
695.005.A3	R=3+45° pair of knives for roundover/chamfer (top)
695.005.A5	R=5+45° pair of knives for roundover/chamfer (top)
695.005.A6	R=6+45° pair of knives for roundover/chamfer (top)
695.005.B2	R=2+45° pair of knives for roundover/chamfer (bottom)
695.005.B3	R=3+45° pair of knives for roundover/chamfer (bottom)
695.005.B5	R=5+45° pair of knives for roundover/chamfer (bottom)
695.005.B6	R=6+45° pair of knives for roundover/chamfer (bottom)

45° Chamfer Cutter Heads



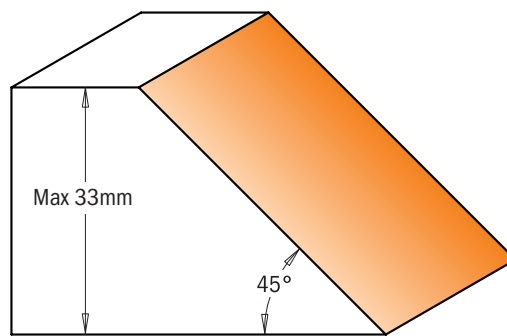
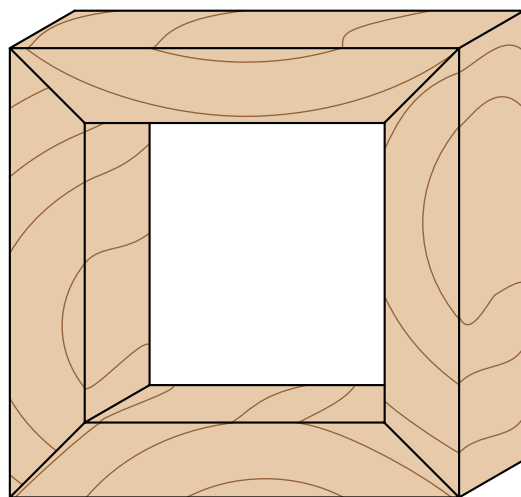
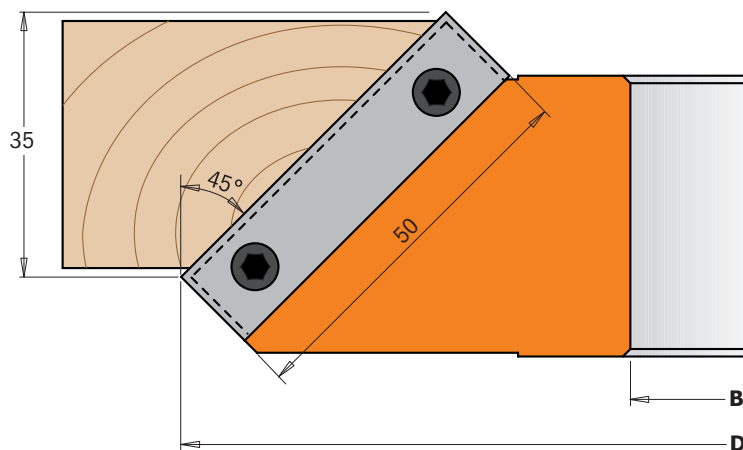
694.002

CMT chamfer cutter heads carry out clean accurate bevels and joints for excellent edge work. For use on spindle moulder machines, double-end tenoner and shaper machines. Perfect on all materials, but ideal on solid wood, veneer, panel and plastic-coated materials.

TECHNICAL DETAILS:

- Hard aluminium alloy body with high resistance to tensile and yield stress.
- 2 HWM Knives 50x12x1,5mm [Z2].
- Tools for manual feed (MAN).
- Pins for the automatic positioning of the knives.

Supplied in a solid plastic box.



Drawing is 1:1 scale

D mm	B mm	Z	RPM	ORDER NO.	Spare parts			
150	30	2	5100~8800	694.002.30				
150	31,75	2	5100~8800	694.002.31	790.500.00	695.999.42	990.064.00	991.064.00
150	35	2	5100~8800	694.002.35	790.500.00	695.999.42	990.064.00	991.064.00
150	40	2	5100~8800	694.002.40	790.500.00	695.999.42	990.064.00	991.064.00
160	50	2	4800~8300	694.002.50	790.500.00	695.999.42	990.064.00	991.064.00

Adjustable Chamfer Cutter Heads with Positive Stop



694.018

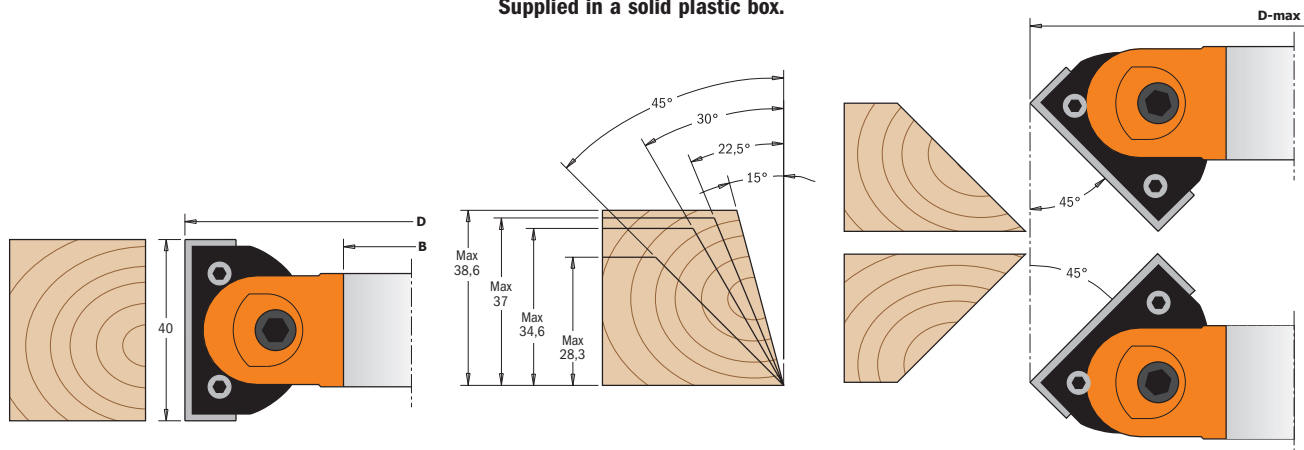


These new adjustable chamfer cutter heads carry out precise cuts, accurate bevels and joints on wooden boards and solid timber. For use on spindle moulder machines, double-end tenoner and shaper machines.

TECHNICAL DETAILS:

- Hard aluminium alloy body with high resistance to tensile and yield stress.
- 2 HWM Knives 40x12x1,5mm [Z2].
- Tools for manual feed (MAN).
- Positive lock hold of HWM knives, swivel bodies infinitely adjustable on both sides from 0 to 45°, with positive stop every 7,5° step, thanks to the special built-in geared mechanism.

Supplied in a solid plastic box.




D mm	I mm	B mm	Z	D_Max 45° mm	RPM	ORDER NO.
120	40	30	2	140	7000~9000	694.018.30
120	40	35	2	140	7000~9000	694.018.35
145	40	40	2	165	4800~7200	694.018.40
145	40	50	2	165	4800~7200	694.018.50

Spare parts

Part	Part	Part	Part
695.018.01	790.400.00	990.094.00	991.072.00
695.018.01	790.400.00	990.094.00	991.072.00
695.018.01	790.400.00	990.094.00	991.072.00
695.018.01	790.400.00	990.094.00	991.072.00

Spare parts 991.065.00 5mm hex key

Professional Adjustable Chamfer Cutter Heads with Gear Box



694.017

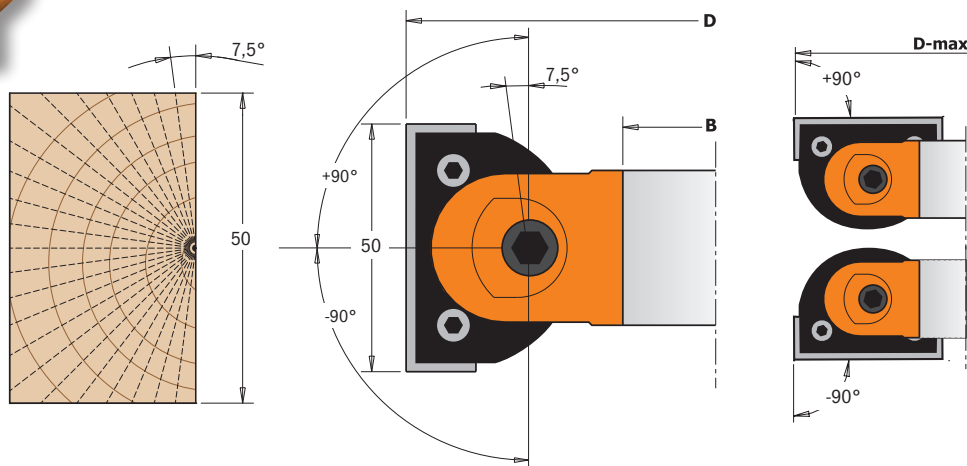


These new professional adjustable chamfer cutter heads carry out precise cuts, accurate bevels and joints on wooden boards and solid timber. For use on spindle moulder machines, double-end tenoner and shaper machines.

TECHNICAL DETAILS:

- Hard aluminium alloy body with high resistance to tensile and yield stress.
- 2 HWM knives (50x12x1,5mm) [Z2].
- Tools for manual feed (MAN).
- Positive lock hold of HWM knives.
- Swivel bodies infinitely adjustable on both sides from +90° to -90°, thanks to the special built-in geared mechanism.

Supplied in a solid plastic box.



D mm	I mm	B mm	Z	D_Max 45° mm	RPM	ORDER NO.
160	50	30	2	183	4800~6000	694.017.30
160	50	35	2	183	4800~6000	694.017.35
160	50	50	2	183	4800~6000	694.017.50

Spare parts

Part	Part	Part	Part	Part
695.017.01	790.500.00	695.999.48	990.106.00	991.067.00
695.017.01	790.500.00	695.999.48	990.106.00	991.067.00
695.017.01	790.500.00	695.999.48	990.106.00	991.067.00

Spare parts 991.081.00 4mm hex key

Multiradius Roundover Cutter Heads



694.003

Innovative cutter heads supporting three different knives for making six radius roundover profiles. Standard cutter heads are sold with knives featuring 5 and 10mm radii; two more knife sets are available for radii 4-8mm and 3-6mm. For use on spindle moulder machines, double-end tenoner and shaper machines. Perfect for all materials, but ideal on solid wood and panel materials.

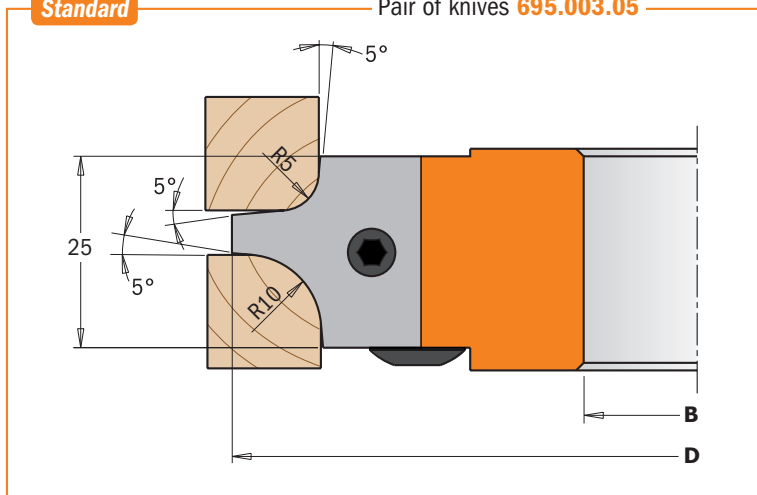
TECHNICAL DETAILS:

- Hard aluminium alloy body with high resistance to tensile and yield stress.
- 2 HWM knives radius 5/10mm (25x24,8x2mm) [Z2].
- Tools for manual feed (MAN).
- Pins for the automatic positioning of the knives.

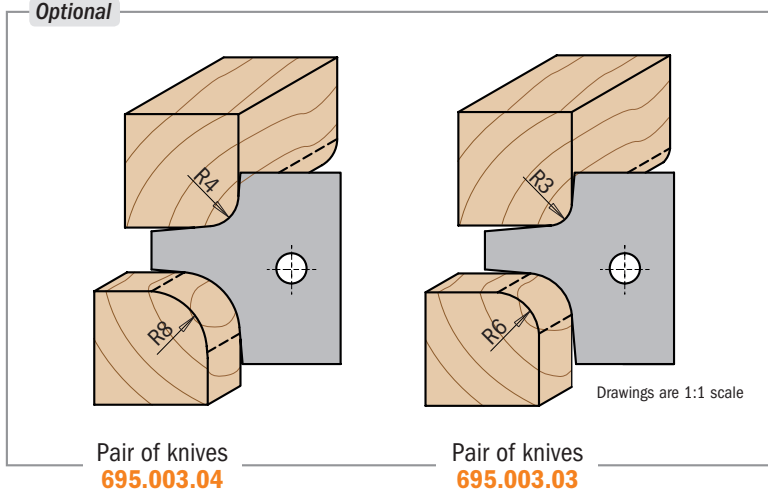
Supplied in a solid plastic box.

Standard

Pair of knives **695.003.05**



Optional



Pair of knives **695.003.04**

Pair of knives **695.003.03**

D mm	B mm	Z	RPM	ORDER NO.	Spare parts			
113	30	2	6700~11000	694.003.30	695.003.05 x2	695.999.22	990.064.00	991.064.00
113	31,75	2	6700~11000	694.003.31	695.003.05	695.999.22	990.064.00	991.064.00
113	35	2	6700~11000	694.003.35	695.003.05	695.999.22	990.064.00	991.064.00
128	40	2	5900~9700	694.003.40	695.003.05	695.999.22	990.064.00	991.064.00
128	50	2	5900~9700	694.003.50	695.003.05	695.999.22	990.064.00	991.064.00

Optional
 695.003.04 R=4/8mm (25x24,8x2mm) pair of profiled knives
 695.003.03 R=3/6mm (25x24,8x2mm) pair of profiled knives



694.004

Innovative cutter heads supporting two different knives for making four radius roundover profiles. Standard cutter heads are sold with knives featuring radii 15 and 20mm; one more knife set is available for radii 12-18mm. For use on spindle moulder machines, double-end tenorer and shaper machines. Perfect on all materials, but ideal on solid wood and panel materials.



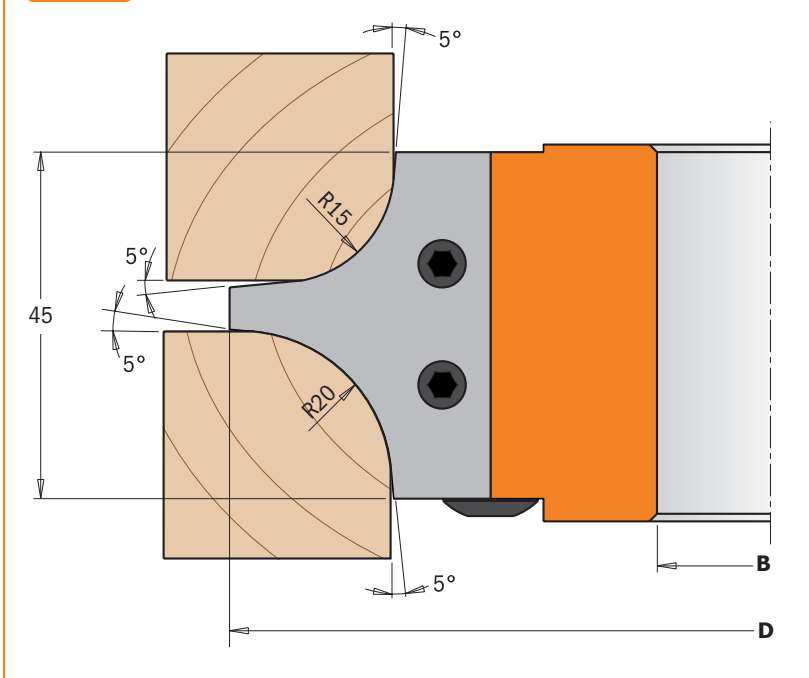
TECHNICAL DETAILS:

- Hard aluminium alloy body with high resistance to tensile and yield stress.
- 2 HWM knives radius 15/20mm (45x34,5x2mm) [Z2].
- Tools for manual feed (MAN).
- Pins for the automatic positioning of the knives.

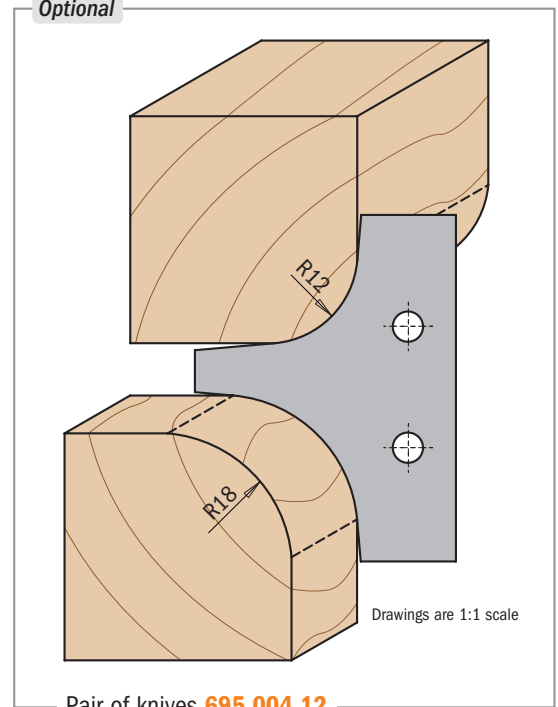
Supplied in a solid plastic box.

Standard

Pair of knives **695.004.15**



Optional



Pair of knives **695.004.12**

D mm	B mm	Z	RPM	ORDER NO.
132	30	2	5700-9500	694.004.30
132	31,75	2	5700-9500	694.004.31
132	35	2	5700-9500	694.004.35
147	40	2	5100-8500	694.004.40
147	50	2	5100-8500	694.004.50

Spare parts

Knife	Block	Pin	Hex Key
695.004.15 x2	695.999.42	990.064.00	991.064.00
695.004.15	695.999.42	990.064.00	991.064.00
695.004.15	695.999.42	990.064.00	991.064.00
695.004.15	695.999.42	990.064.00	991.064.00
695.004.15	695.999.42	990.064.00	991.064.00

Optional 695.004.12 R=12/18mm (45x34,5x2mm) pair of profiled knives

Roundover & Cove Cutter Heads



694.007

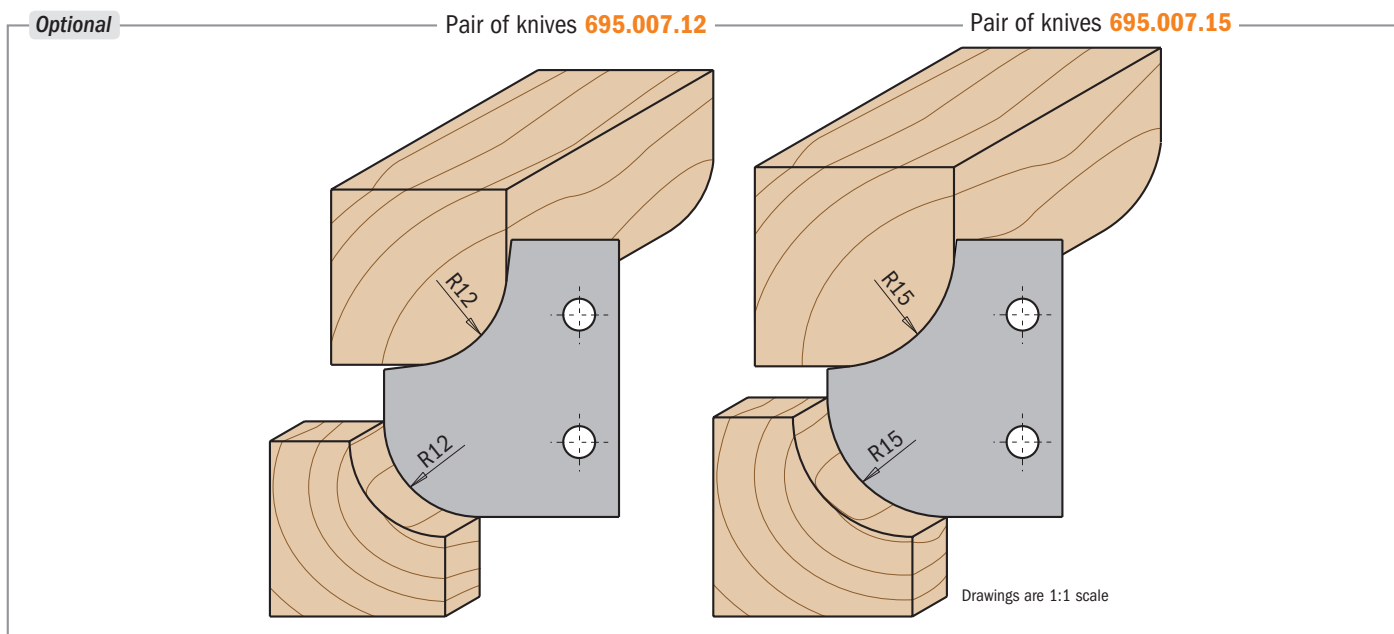
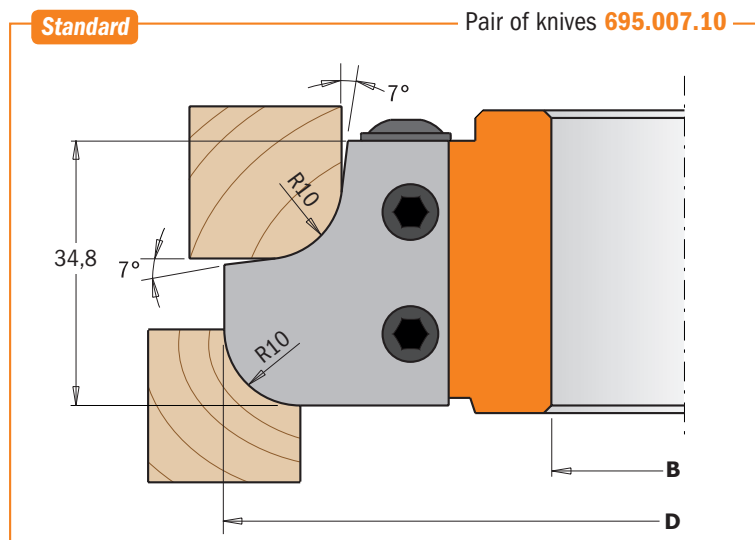
These cutter heads are perfect for making furniture, doors and drawer fronts simply and stylishly by giving them a final touch with a CMT cove bit. It is also used for making perfect roundover profiles, drop leaf counters and table tops. You can use three different knives for carrying out roundover and cove profiles with radius 10, 12 and 15mm. For use on spindle moulder machines, double-end tenoner and shaper machines. Perfect on all materials, but ideal on solid wood and panel materials.



TECHNICAL DETAILS:

- Hard aluminium alloy body with high resistance to tensile and yield stress.
- 2 HWM knives radius 10mm (34,8x29,3x2mm) [Z2].
- Tools for manual feed (MAN).
- Pins for the automatic positioning of the knives.

Supplied in a solid plastic box.



D mm	B mm	Z	RPM	ORDER NO.	Spare parts			
121	30	2	6300~10500	694.007.30	x2			
121	31,75	2	6300~10500	694.007.31	695.007.10	695.999.31	990.064.00	991.064.00
121	35	2	6300~10500	694.007.35	695.007.10	695.999.31	990.064.00	991.064.00
136	40	2	5600~9300	694.007.40	695.007.10	695.999.31	990.064.00	991.064.00
136	50	2	5600~9300	694.007.50	695.007.10	695.999.31	990.064.00	991.064.00

Optional
 695.007.12 R=12mm (34,8x29,3x2mm) pair of roundover/cove knives
 695.007.15 R=15mm (34,8x29,3x2mm) pair of roundover/cove knives



694.008



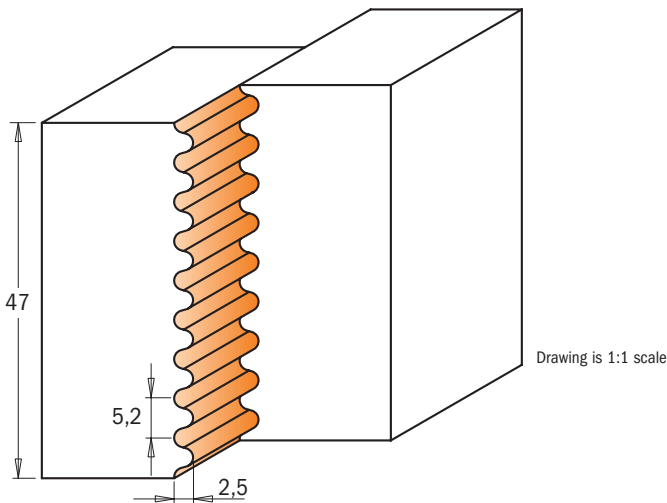
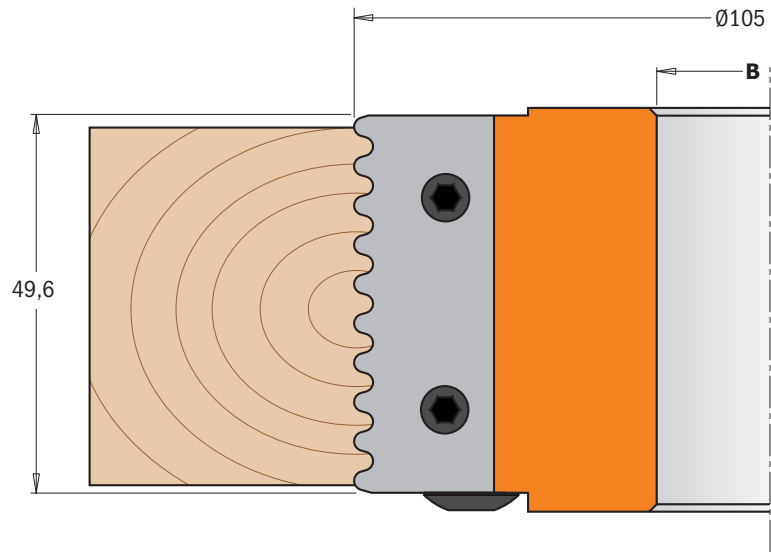
The professional CMT finger joint cutter heads allow for making the most incredibly strong side-to-side joints on all wood types and composites. The tightness of the joint and the maximum glue surface make the joint itself stronger than an unworked piece of wood, in stock with maximum 47mm in thickness. Ideal for molding manufacturers and furniture makers.

For use on spindle moulder machines, double-end tenoner and shaper machines. Perfect on all materials, but ideal on solid wood and panel materials.

TECHNICAL DETAILS:

- Hard aluminium alloy body with high resistance to tensile and yield stress.
- 2 HWM knives 49,6x11,9x1,5mm [Z2].
- Tools for manual feed (MAN).
- Pins for the automatic positioning of the knives.

Supplied in a solid plastic box.



D mm	B mm	Z	RPM	ORDER NO.	Spare parts			
105	30	2	7300~11500	694.008.30	x2			
105	31,75	2	7300~11500	694.008.31	695.008.01	695.999.49	990.066.00	991.067.00
105	35	2	7300~11500	694.008.35	695.008.01	695.999.49	990.066.00	991.067.00
105	40	2	7300~11500	694.008.40	695.008.01	695.999.49	990.066.00	991.067.00
105	50	2	7300~11500	694.008.50	695.008.01	695.999.49	990.066.00	991.067.00

Optional

695.998.2630	Ø50x2,6x30mm guide ring
695.998.2631	Ø50x2,6x31,75mm guide ring
695.998.2635	Ø55x2,6x35mm guide ring
695.998.2640	Ø60x2,6x40mm guide ring
695.998.2650	Ø70x2,6x50mm guide ring

Reverse Glue Joint Cutter Heads



694.009

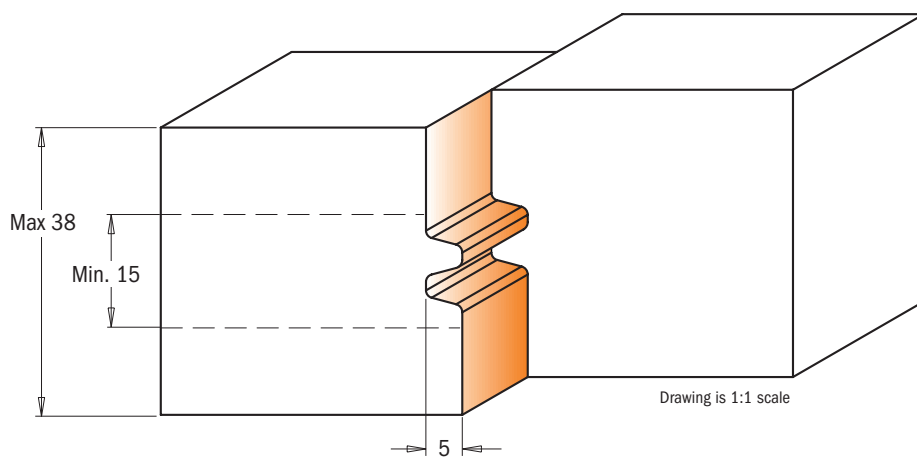
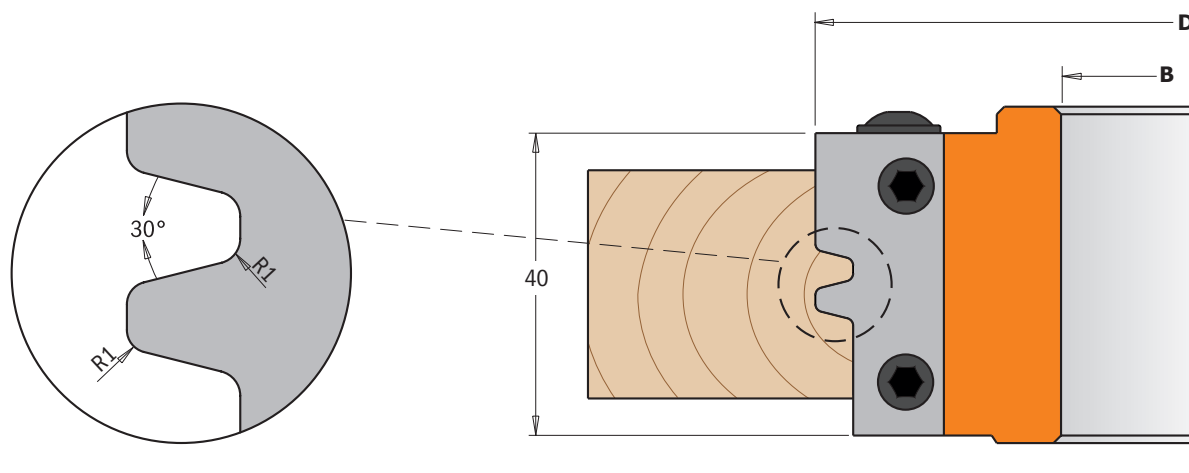


The most unique and important feature of these CMT cutter heads is the capacity to produce almost indestructible glue joints quickly and accurately. Ideal for shaping wide dimension panels, doors and furniture pieces. By accurately centering the cutter head to the wood, the upper and lower vertical cutting edges will cut equal proportions. Simply run one side of the panel, turn the panel over, and then run the opposite side - you will produce perfectly harmonized reverse cuts matching up to make flawless joints. Excellent results on most materials, but ideal on solid wood, coated and uncoated man-made materials.

TECHNICAL DETAILS:

- Hard aluminium alloy body with high resistance to tensile and yield stress.
- 2 HWM knives 40x18x2mm [Z2].
- Tools for manual feed (MAN).
- Pins for the automatic positioning of the knives.

Supplied in a solid plastic box.



D mm	B mm	Z	RPM	ORDER NO.	Spare parts			
100	30	2	7500~12500	694.009.30	x2			
100	31,75	2	7500~12500	694.009.31	695.009.01	695.999.38	990.064.00	991.064.00
100	35	2	7500~12500	694.009.35	695.009.01	695.999.38	990.064.00	991.064.00
120	40	2	6400~10500	694.009.40	695.009.01	695.999.38	990.064.00	991.064.00
120	50	2	6400~10500	694.009.50	695.009.01	695.999.38	990.064.00	991.064.00



694.011

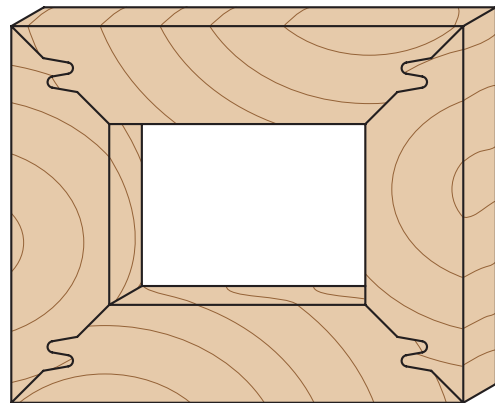
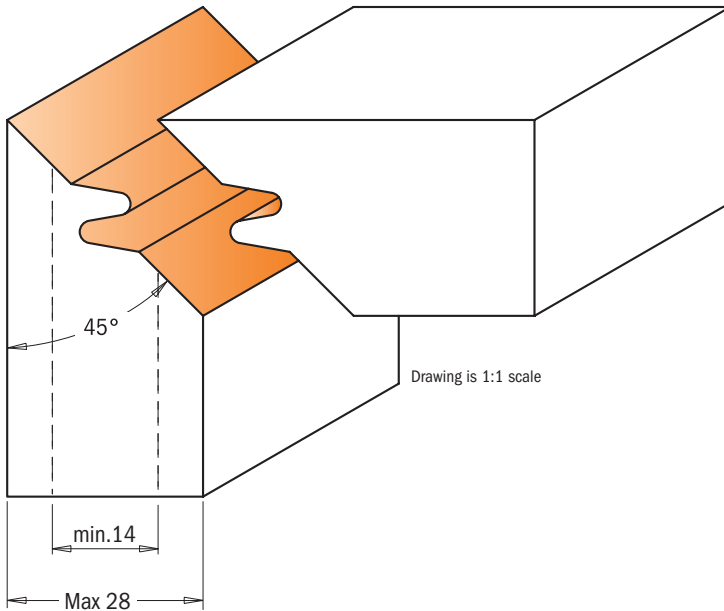
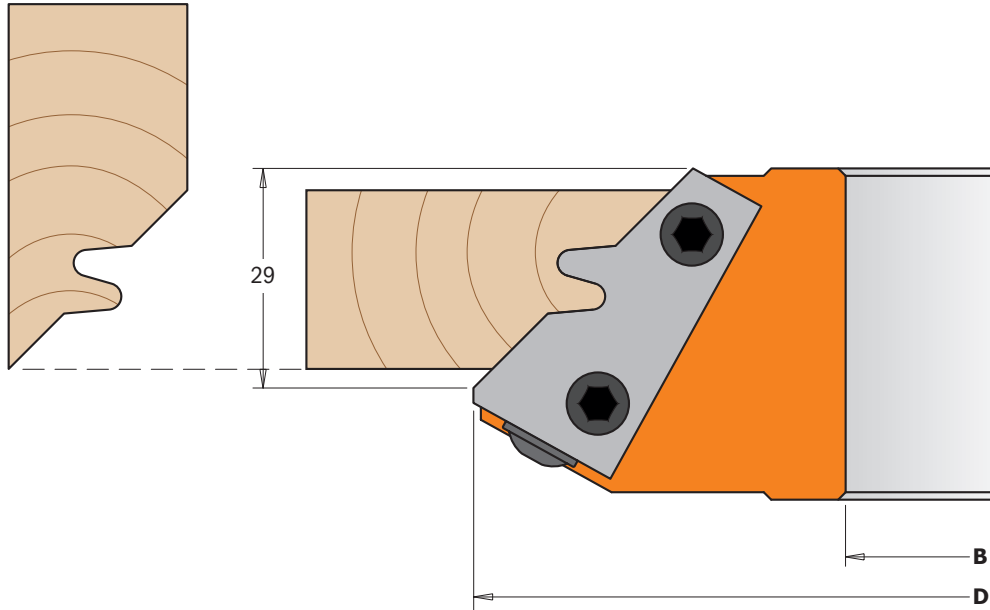
CMT's lock miter cutter heads are ideal for milling miter joints in stock with maximum 28mm in thickness. Create boxes, stretcher bars, frames and any assortment of right angle or parallel joint projects. Two easy steps to produce perfect fitting 45° miter joints: first, position your workpiece horizontally, then vertically. Also, create parallel glue joints in two steps: place your workpiece horizontally, internal side facing down, and then turn it facing up. For use on spindle moulder and shaper machines. Perfect on all materials, but ideal on solid wood and panels.



TECHNICAL DETAILS:

- Hard aluminium alloy body with high resistance to tensile and yield stress.
- 2 HWM knives 43x23x2mm [Z2].
- Tools for manual feed (MAN).
- Pins for the automatic positioning of the knives.

Supplied in a solid plastic box.



D mm	B mm	Z	RPM	ORDER NO.
140	30	2	5500~9500	694.011.30
140	31,75	2	5500~9500	694.011.31
140	35	2	5500~9500	694.011.35
140	40	2	5500~9500	694.011.40
150	50	2	5100~8800	694.011.50


Spare parts

Icon	Quantity	Part Number
	x2	695.011.01
		695.999.42
		990.064.00
		991.064.00

Raised Panel Cutter Heads

new

CMT ORANGE TOOLS™



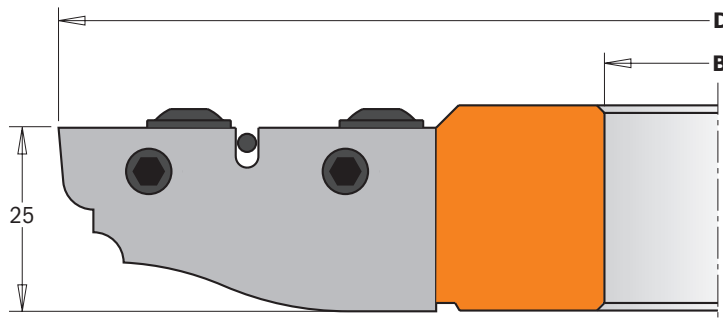
694.012

These new CMT cutter heads will allow you to make classic raised panels on furniture, interior and cabinet doors. One exceptional tool that will let you make up to 6 different profiles by exploiting both the included and the optional knives. A practical and economical solution. We recommend multiple passes for safe and accurate finishing. For use on spindle moulders. Perfect on all materials, but ideal on solid wood and panels.

TECHNICAL DETAILS:

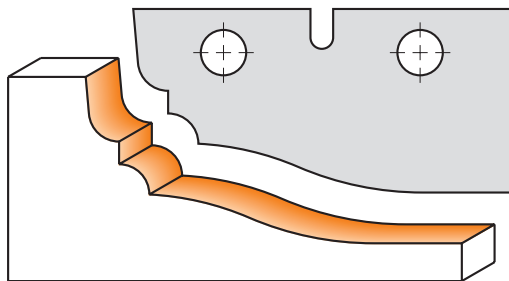
- Hard aluminium alloy body with high resistance to tensile and yield stress.
- 2 HWM Knives type (A) 50x25x2mm [Z2].
- Tools for manual feed (MAN)
- Pins for the automatic positioning of the knives.

Supplied in a solid plastic box.



Standard

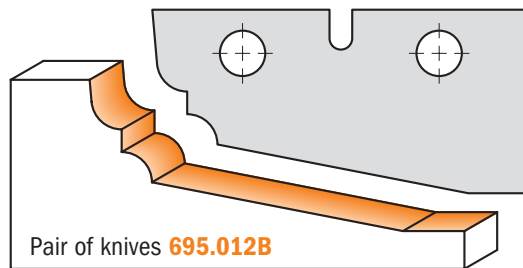
Pair of knives 695.012A



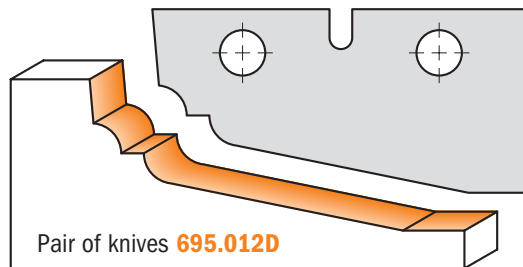
Drawings are 1:1 scale

Optional

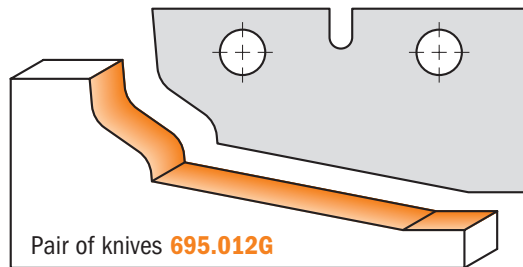
Pair of knives 695.012B



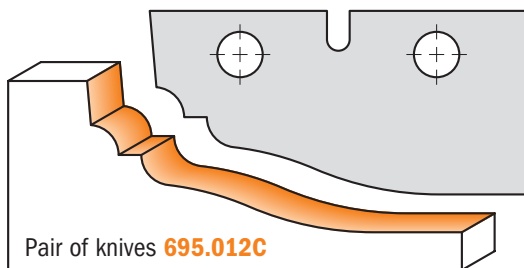
Pair of knives 695.012D



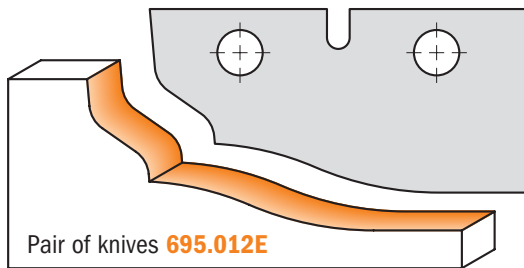
Pair of knives 695.012G



Pair of knives 695.012C



Pair of knives 695.012E



Spare parts

Part	Quantity	Part	Quantity	Part	Quantity
695.012A	x2	990.107.00		991.067.00	
695.012A		990.107.00		991.067.00	
695.012A		990.107.00		991.067.00	
695.012A		990.107.00		991.067.00	

D	I	B	Z	RPM	ORDER NO.
mm	mm	mm			
180	25	30	2	4200 ~ 7000	694.012.30
180	25	35	2	4200 ~ 7000	694.012.35
180	25	40	2	4200 ~ 7000	694.012.40
180	25	50	2	4200 ~ 7000	694.012.50

Optional	Part	Description	Part	Description
695.012B	50x25x2mm pair of knives type (B)	695.012E	50x25x2mm pair of knives type (E)	
695.012C	50x25x2mm pair of knives type (C)	695.012G	50x25x2mm pair of knives type (G)	
695.012D	50x25x2mm pair of knives type (D)			



694.013

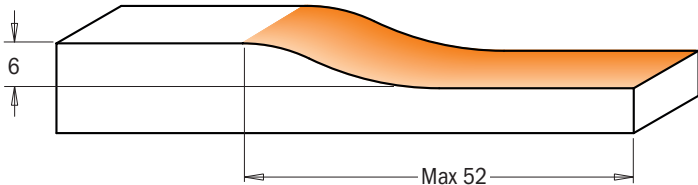
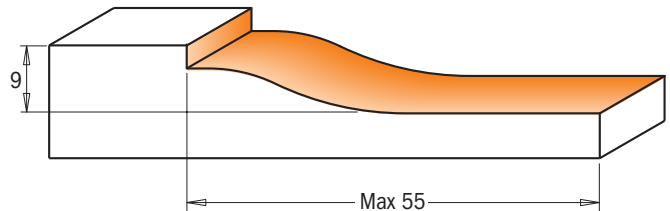
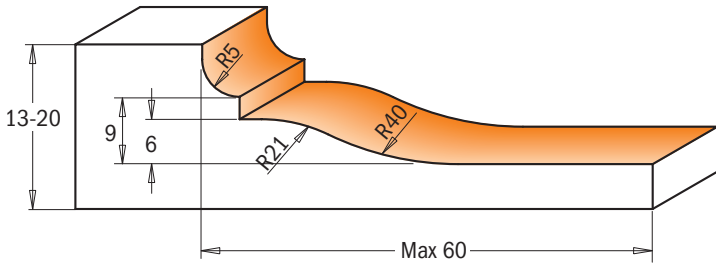
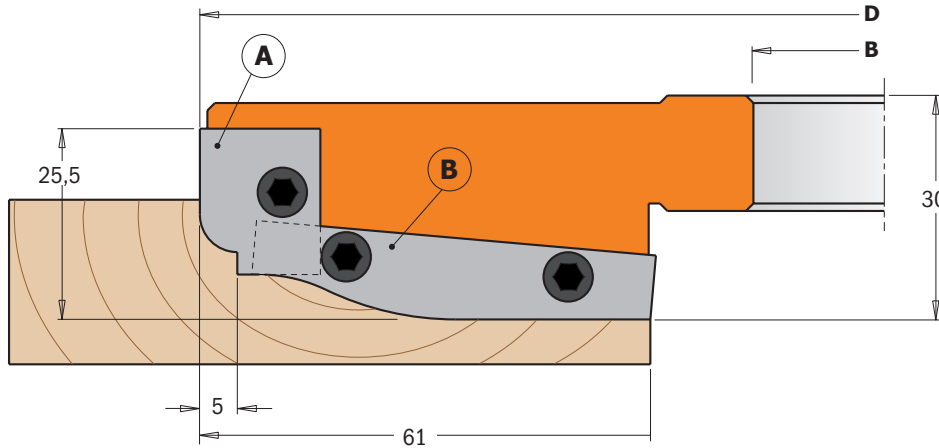


We offer a traditional approach to panel construction with these CMT raised panel cutter heads. Make classic raised panels on furniture, interior and cabinet doors on solid wood and wooden boards, and achieve three different profiles by adjusting the cutting depth. We recommend multiple passes for safe and accurate finishing. For use on spindle moulders. Perfect on all materials, but ideal on solid wood and panels.

TECHNICAL DETAILS:

- Hard aluminium alloy body with high resistance to tensile and yield stress.
- 2 HWM Knives type (A) 19,8x11,9x1,5mm [Z2].
- 2 HWM Knives type (B) 60x11,9x1,5mm [Z2].
- Tools for manual feed (MAN).
- Pins for the automatic positioning of the knives.

Supplied in a solid plastic box.



Drawings are 1:1 scale

D mm	B mm	Z	RPM	ORDER NO.
183	30	2+2	4100~7000	694.013.30
183	31,75	2+2	4100~7000	694.013.31
183	35	2+2	4100~7000	694.013.35
200	40	2+2	3800~6400	694.013.40
200	50	2+2	3800~6400	694.013.50

Spare parts

Pin (x2)	Knife 16x11x9,5mm	Knife 60x11x9,5mm (x2)	Knife 53x11x9,5mm	Hex Key
695.013.A1	695.999.16	695.013.A2	695.999.53	990.066.00
695.013.A1	695.999.16	695.013.A2	695.999.53	990.066.00
695.013.A1	695.999.16	695.013.A2	695.999.53	990.066.00
695.013.A1	695.999.16	695.013.A2	695.999.53	990.066.00
695.013.A1	695.999.16	695.013.A2	695.999.53	990.066.00

Spare parts 991.083.00 3x90x135mm hex key

Profile & Counter Profile Cutter Head Sets



694.015

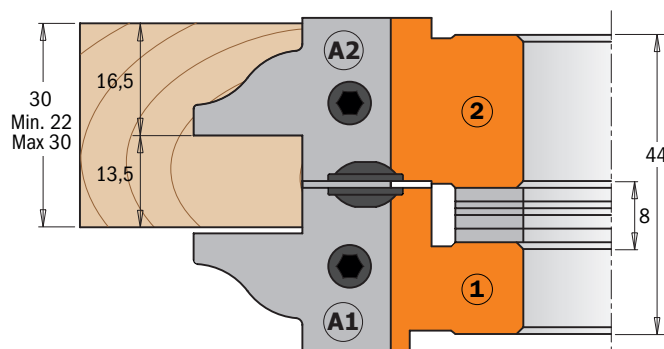
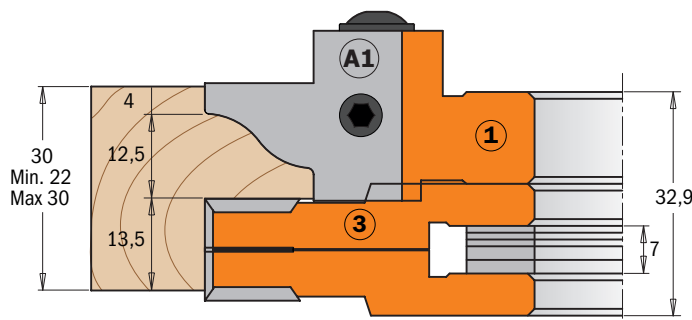
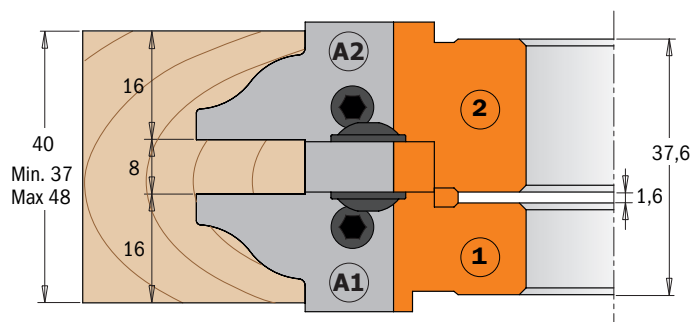
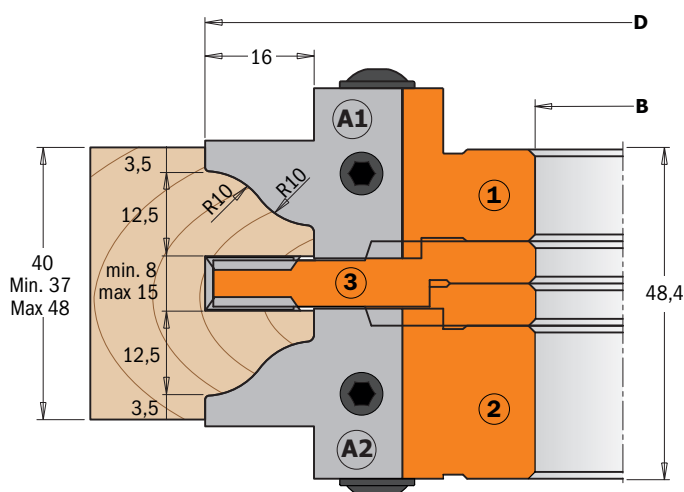
These versatile sets were designed to make furniture and doors on soft and hardwood. It allows the insertion of five different knives to produce the most popular and classical profiles. The adjustable cutter, included in the set, can also be used individually to carry out grooves between 8mm 15mm thick. For use on spindle moulders. Perfect on solid wood and panels maximum 48mm (1-7/8") in thickness.



TECHNICAL DETAILS:

- Hard aluminium alloy body with high resistance to tensile and yield stress for cutter heads (1 & 2).
- Super-strength steel body for cutter head (3).
- 2 HWM knives type (A1) 25x29,8x2mm [Z2].
- 2 HWM knives type (A2) 25x29,8x2mm [Z2].
- 4 HWM knives 7,65x12x1,5mm [Z4].
- 4 HWM knives 14x14x2mm for heads type (1 & 2).
- 12 spacer rings from 0,1 to 3mm for heads type (1 & 2).
- 12 spacer rings from 0,1 to 2mm for heads type (3).
- Tools for manual feed (MAN).
- Pins for the automatic positioning of the knives.

Supplied in a solid plastic box.



D mm	B mm	Z + V	RPM	ORDER NO.
132	30	2+2	5700~9500	694.015.30
132	31,75	2+2	5700~9500	694.015.31
132	35	2+2	5700~9500	694.015.35
147	40	2+2	5100~8500	694.015.40
147	50	2+2	5100~8500	694.015.50

Spare parts

9	10,6	10,6
695.998.01	695.998.21	695.998.30
695.998.02	695.998.22	695.998.31
695.998.03	695.998.23	695.998.35
695.998.04	695.998.24	695.998.40
695.998.05	695.998.25	

Spare parts

Head type (1)

- 695.015.A1 25x29,8x2mm HWM pair of knives (A1)
- 695.015.B1 25x29,8x2mm HWM pair of knives (B1)
- 695.015.C1 25x29,8x2mm HWM pair of knives (C1)
- 695.015.D1 25x29,8x2mm HWM pair of knives (D1)
- 695.015.E1 25x29,8x2mm HWM pair of knives (E1)
- 695.999.23 23x11x9,5mm wedge for knives
- 990.066.00 M6x16mm screw
- 991.067.00 3mm hex key

Head type (2)

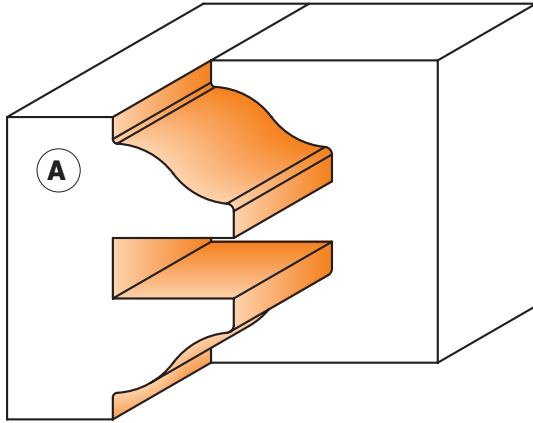
- 695.015.A2 25x29,8x2mm HWM pair of knives (A2)
- 695.015.B2 25x29,8x2mm HWM pair of knives (B2)
- 695.015.C2 25x29,8x2mm HWM pair of knives (C2)
- 695.015.D2 25x29,8x2mm HWM pair of knives (D2)
- 695.015.E2 25x29,8x2mm HWM pair of knives (E2)
- 695.999.24 23x11x9,5mm wedge for knives
- 990.066.00 M6x16mm screws
- 991.067.00 3mm hex key

Head type (3)

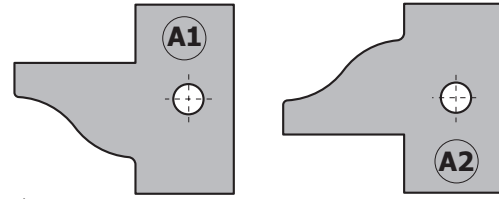
- 790.076.00 7,65x12x1,5mm HWM knives
- 695.999.07 6,8x11x9,5mm wedge for knives
- 990.063.00 M5x18mm screw
- 991.072.00 T20 hex key
- 790.140.00 14x14x2mm HWM Knives
- 990.080.00 M5x6,5mm screw
- 991.073.00 T25 hex key

Standard

Pair of knives **695.015.A1** - Pair of knives **695.015.A2**

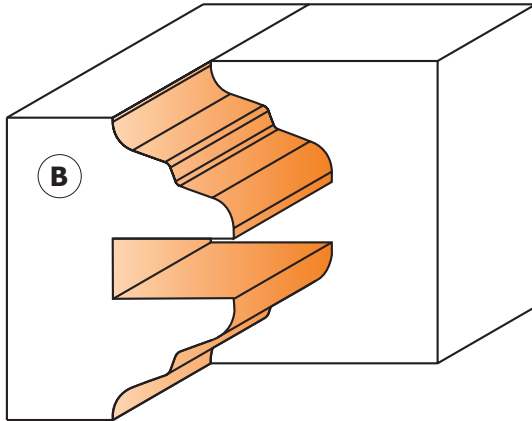
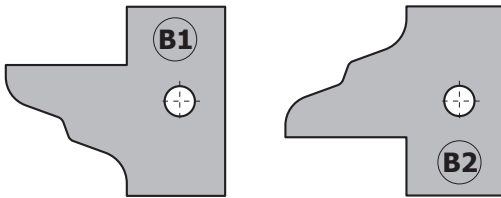


Drawings are 1:1 scale

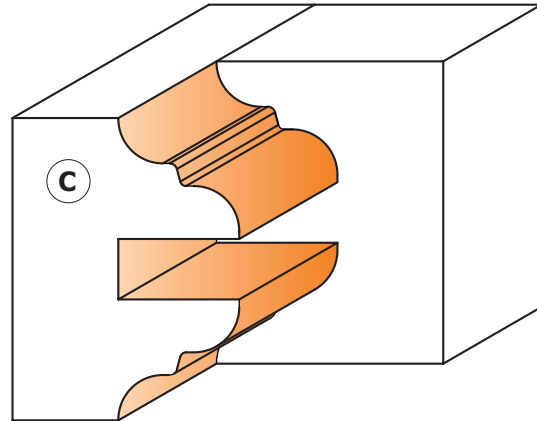
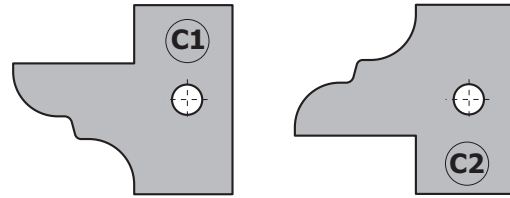


Optional

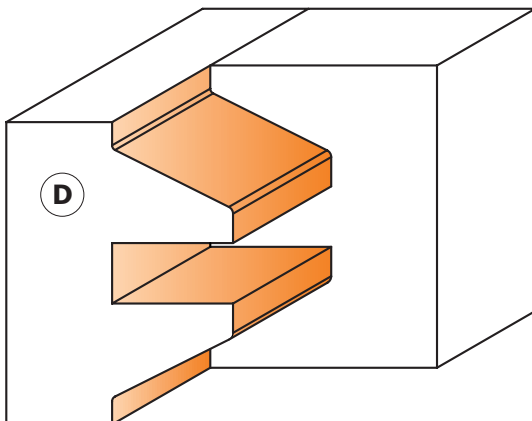
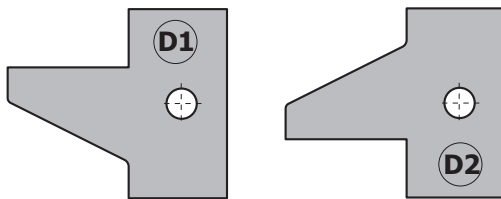
Pair of knives **695.015.B1**
Pair of knives **695.015.B2**



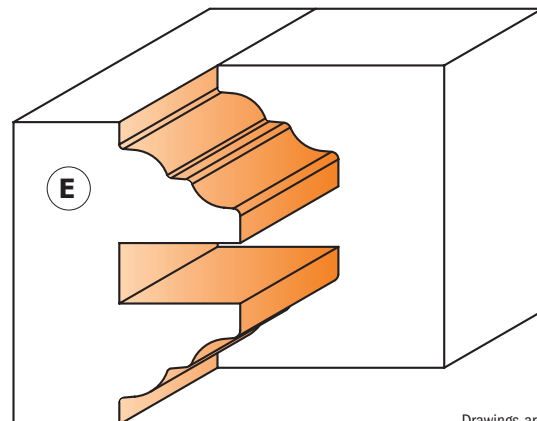
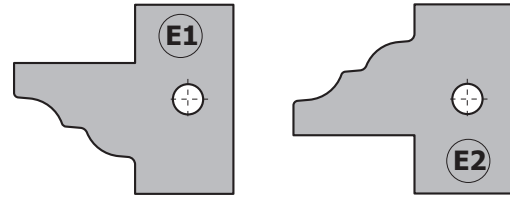
Pair of knives **695.015.C1**
Pair of knives **695.015.C2**



Pair of knives **695.015.D1**
Pair of knives **695.015.D2**



Pair of knives **695.015.E1**
Pair of knives **695.015.E2**



Drawings are 1:1 scale

1 Piece Rail & Stile Cutter Heads



694.014

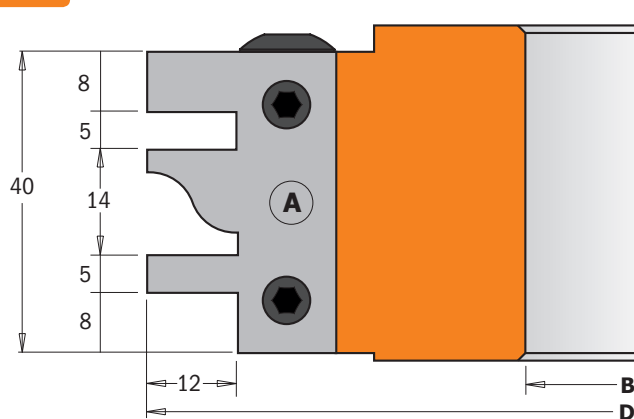
These are unique products made by combining two cutter heads, ideal for making furniture doors and drawers. By adjusting the height of the head it is possible to cut two perfectly fitted profiles with out wasting time or effort to move the fence or replace the tool. Save money by purchasing one single head and improve your production's efficiency. For use on spindle moulders. Perfect on hardwood and panels with thickness between 22mm and 25mm.

TECHNICAL DETAILS:

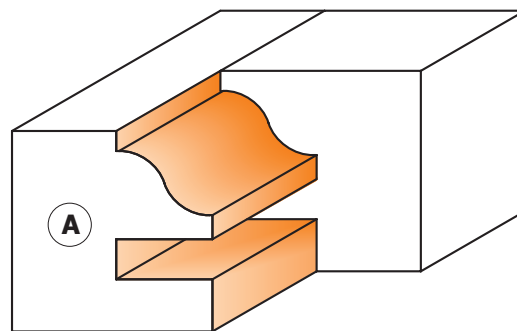
- Hard aluminium alloy body with high resistance to tensile and yield stress.
- 2 HWM Knives type (A) 40x24,5x2mm [Z2].
- Tools for manual feed (MAN).
- Pins for the automatic positioning of the knives.

Supplied in a solid plastic box.

Standard



Pair of knives 695.014A

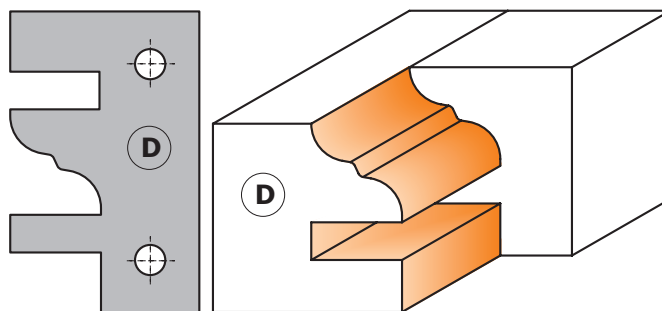
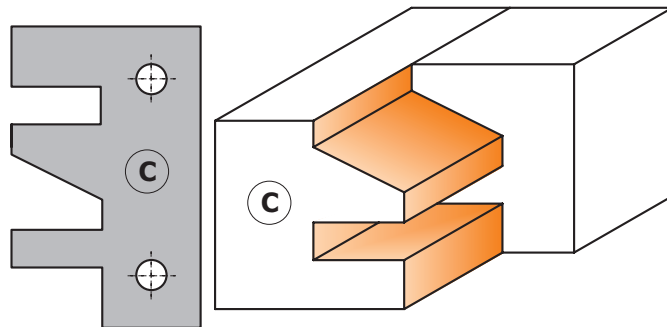
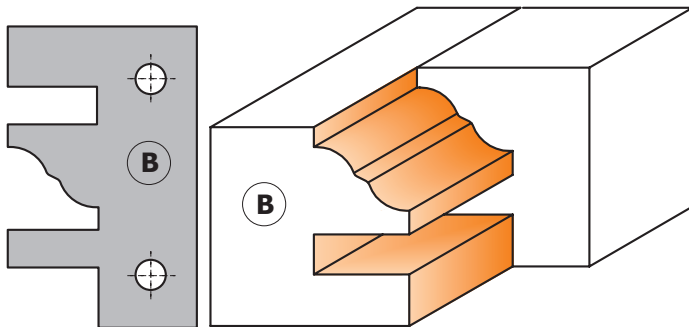


Drawing is 1:1 scale

Optional

Pair of knives 695.014B

Pair of knives 695.014C



Drawings are 1:1 scale

Pair of knives 695.014D

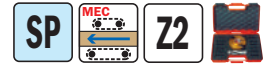
D mm	B mm	Z	RPM	ORDER NO.	Spare parts			
120	30	2	6400~10500	694.014.30	695.014A x2			
120	31,75	2	6400~10500	694.014.31	695.014A	695.999.39	990.066.00	991.067.00
120	35	2	6400~10500	694.014.35	695.014A	695.999.39	990.066.00	991.067.00
120	40	2	6400~10500	694.014.40	695.014A	695.999.39	990.066.00	991.067.00
130	50	2	5900~9700	694.014.50	695.014A	695.999.39	990.066.00	991.067.00

Optional	Order No.	Description
695.014B	40x24,5x2mm	pair of knives type (B)
695.014C	40x24,5x2mm	pair of knives type (C)
695.014D	40x24,5x2mm	pair of knives type (D)

Cutter Heads without Limiters



692

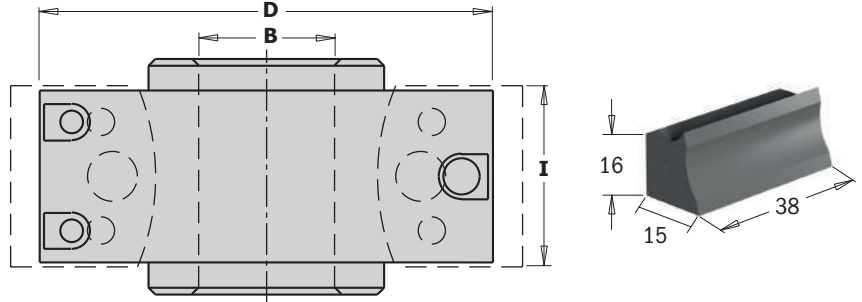
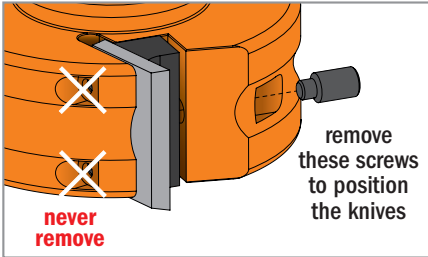


CMT cutter heads guarantee excellent performance for all your projects. For use on all types of moulder and spindle moulder machines.

TECHNICAL DETAILS:

- Hard aluminium or steel alloy cutter head without limiters, highly resistant to tensile and yield stress.
- Pair of universal straight knives included.
- Tools for mechanical feed (MEC).
- Pins for the automatic positioning of the knives.
- Possibility to use knives with a height of 40mm or 50mm (order no. 690).

Supplied in a solid plastic box to contain up to 12 couples of knives.



D mm	I mm	B mm	RPM	ORDER NO.	ORDER NO.	Spare parts		
				Steel body	Aluminium body			
78	40	19,05	7000~9000		692.078.19*	692.999.01	990.064.00	991.064.00
78	40	30	7000~9000		692.078.30*	692.999.01	990.064.00	991.064.00
100	40-50	25,4	5500~8400		692.100.26	692.999.01	990.064.00	991.064.00
100	40-50	30	5500~8400	692.101.30	692.100.30	692.999.01	990.064.00	991.064.00
100	40-50	31,75	5500~8400		692.100.31	692.999.01	990.064.00	991.064.00
100	40-50	35	5500~8400	692.101.35	692.100.35	692.999.01	990.064.00	991.064.00
120	40-50	50	4800~7400	692.121.50	692.120.50	692.999.01	990.064.00	991.064.00

*For safety reasons we recommend the use of knives with a 40mm height only.

Cutter Heads with Limiters



693



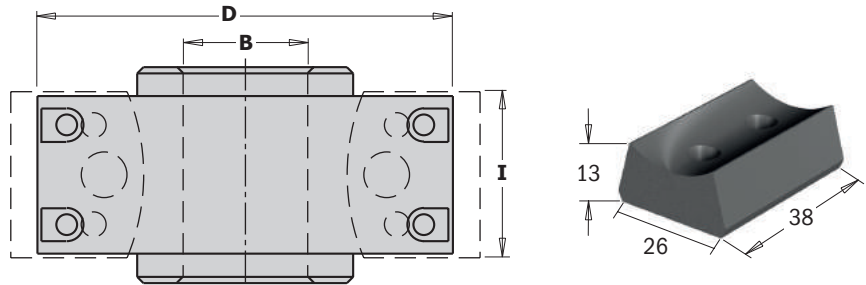
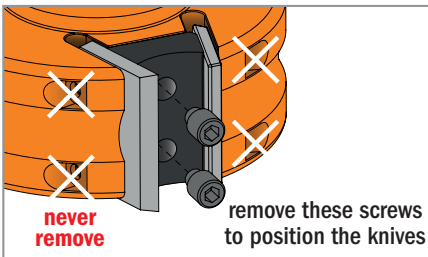
CMT cutter heads guarantee excellent performance for all your projects. For use on all types of moulder and spindle moulder machines.

TECHNICAL DETAILS:

- Hard aluminium or steel alloy cutter head without limiters, highly resistant to tensile and yield stress.
- Pair of universal straight knives included.
- Tools for manual feed (MAN).
- Pins for the automatic positioning of the knives.
- Possibility to use knives with a height of 40mm or 50mm (order no. 690) and limiters (order no. 691).

Made in compliance with the European Regulation EN 847-1

Supplied in a solid plastic box to contain up to 12 couples of knives.



D mm	I mm	B mm	RPM	ORDER NO.	ORDER NO.	Spare parts		
				Steel body	Aluminium body			
78	40	30	7000~9000	693.078.30		693.999.01	990.065.00	991.064.00
100	40-50	30	5500~8400	693.101.30	693.100.30	693.999.01	990.065.00	991.064.00
100	40-50	31,75	5500~8400		693.100.31	693.999.01	990.065.00	991.064.00
100	40-50	35	5500~8400	693.101.35	693.100.35	693.999.01	990.065.00	991.064.00
120	40-50	50	4800~7400	693.121.50	693.120.50	693.999.01	990.065.00	991.064.00

13 Piece Multiprofile Cutter Head Sets without Limiters

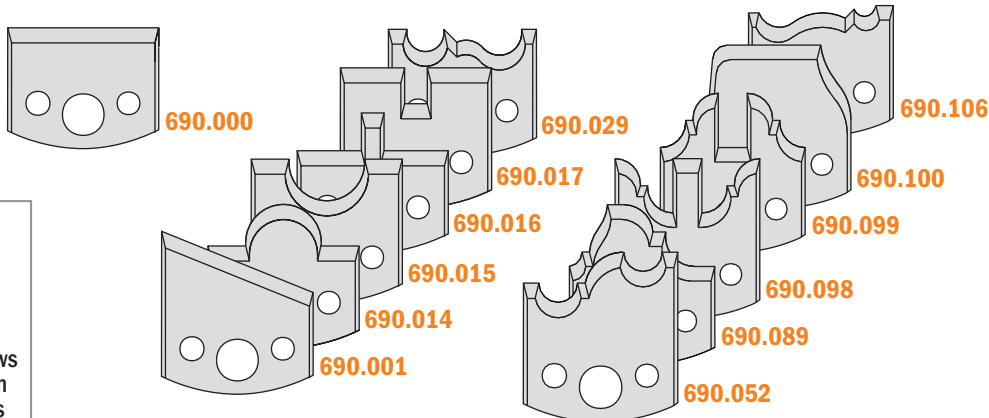
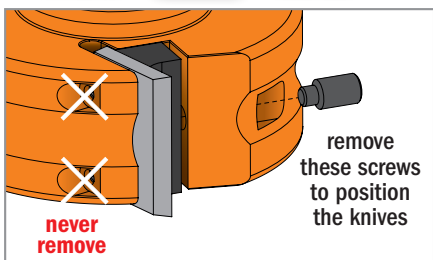


692

These sets are ideal for the professional woodworker for making joints and frames and include 3 essential profiles to produce kitchen doors. The cutter heads included in the sets allow the insertion of knives with a height of either 40mm or 50mm. Both cutter head and knives are stored in solid plastic cases to prevent damage.

These sets include:

- 1 cutter head in hard aluminium alloy with pins for the automatic positioning of the knives.
- 13 pairs of knives with a cutting height of 40mm.



Spare parts

	692.999.01	990.064.00	991.064.00
	692.999.01	990.064.00	991.064.00
	692.999.01	990.064.00	991.064.00
	692.999.01	990.064.00	991.064.00
	692.999.01	990.064.00	991.064.00
	692.999.01	990.064.00	991.064.00
	692.999.01	990.064.00	991.064.00
	692.999.01	990.064.00	991.064.00
	692.999.01	990.064.00	991.064.00

D mm	I mm	B mm	RPM	ORDER NO.
78	40	19,05	7000~9000	692.013.09
78	40	30	7000~9000	692.013.01
100	40	25,4	5500~8400	692.013.10
100	40	30	5500~8400	692.013.02
100	40	31,75	5500~8400	692.013.11
100	40	35	5500~8400	692.013.03
120	40	50	4800~7400	692.013.04

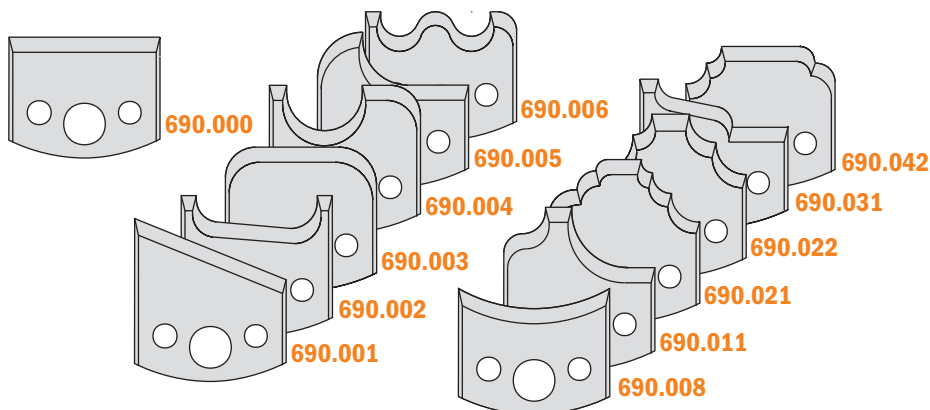
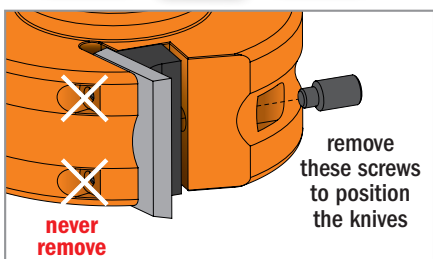


692

These sets are ideal for the professional woodworker and include 13 profile knives for making joints, frames, multiple profiles, moldings and chamfers. The cutter head included in the sets allow the insertion of knives with a height of either 40mm or 50mm. Both cutter head and knives are stored in solid plastic cases to prevent damage.

These sets include:

- 1 cutter head in hard aluminium alloy with pins for the automatic positioning of the knives.
- 13 pairs of knives with a cutting height of 40mm.



Spare parts

	692.999.01	990.064.00	991.064.00
	692.999.01	990.064.00	991.064.00
	692.999.01	990.064.00	991.064.00
	692.999.01	990.064.00	991.064.00
	692.999.01	990.064.00	991.064.00
	692.999.01	990.064.00	991.064.00
	692.999.01	990.064.00	991.064.00
	692.999.01	990.064.00	991.064.00
	692.999.01	990.064.00	991.064.00

D mm	I mm	B mm	RPM	ORDER NO.
78	40	19,05	7000~9000	692.013.12
78	40	30	7000~9000	692.013.05
100	40	25,4	5500~8400	692.013.13
100	40	30	5500~8400	692.013.06
100	40	31,75	5500~8400	692.013.14
100	40	35	5500~8400	692.013.07
120	40	50	4800~7400	692.013.08

7 Piece Multiprofile Cutter Head Sets with Limiters

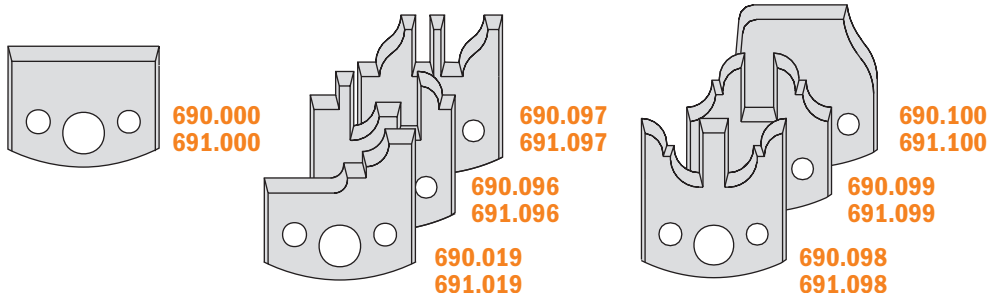
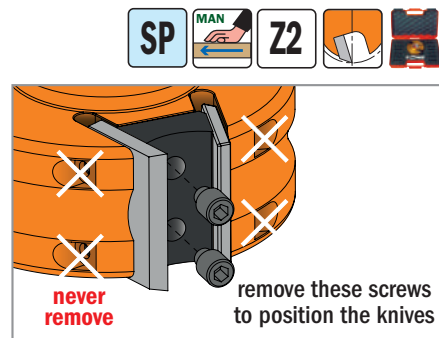


693

The professional woodworker now has the chance to make kitchen doors with a horizontal profile and male-and-female joints with two pairs of cutters. In fact, along with 7 profiled knives these sets also contain a specially designed cutter head that allows the insertion of knives with a height of either 40mm or 50mm, and safety limiters produced in compliance with the European Regulation EN 847-1. Both cutter head and knives are stored in solid plastic cases to prevent damage.

These sets include:

- 1 cutter head in hard aluminium alloy allowing the insertion of straight knives, limiters and pins for the automatic positioning of the knives.
- 7 pairs of knives with 40mm of cutting.
- 7 pairs of relative limiters.



D mm	I mm	B mm	RPM	ORDER NO.
100	40	30	5500~8400	693.013.01
100	40	35	5500~8400	693.013.02
120	40	50	4800~7400	693.013.03

Spare parts

693.999.01	990.065.00	991.064.00
693.999.01	990.065.00	991.064.00
693.999.01	990.065.00	991.064.00

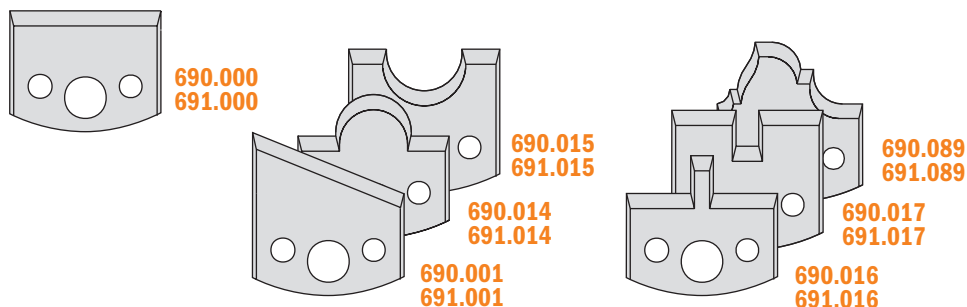
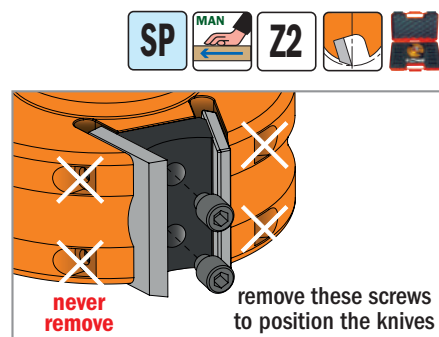


693

CMT has designed this sets containing 7 profiled knives and a cutter head for making joints, frames and chamfers. The cutter heads allow the insertion of knives with a height of either 40mm or 50mm and safety limiters produced in compliance with the European Regulation EN 847-1. Both cutter head and knives are stored in solid plastic cases to prevent damage.

These sets include:

- 1 cutter head in hard aluminium alloy allowing the insertion of straight knives, limiters and pins for the automatic positioning of the knives.
- 7 pairs of knives with 40mm of cutting.
- 7 pairs of relative limiters.



D mm	I mm	B mm	RPM	ORDER NO.
100	40	30	5500~8400	693.013.04
100	40	35	5500~8400	693.013.05
120	40	50	4800~7400	693.013.06

Spare parts

693.999.01	990.065.00	991.064.00
693.999.01	990.065.00	991.064.00
693.999.01	990.065.00	991.064.00

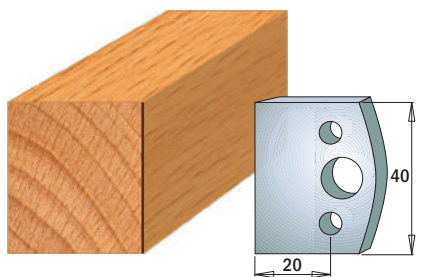
SAW BLADES
JIG SAW BLADES
SABRE SAW BLADES
TOOLS FOR MULTI-CUTTERS
TOOLS WITH BORE & KNIVES
ROUTER BITS & SETS
CNC ROUTER CUTTER & CHUCKS
INDUSTRIAL DOWEL DRILLS
BITS FOR HAND POWER TOOLS
HOLE SAW BLADES
POWER TOOLS & ACCESSORIES
DISPLAY CABINETS & SPARE PARTS

Profile Knives & Limiters

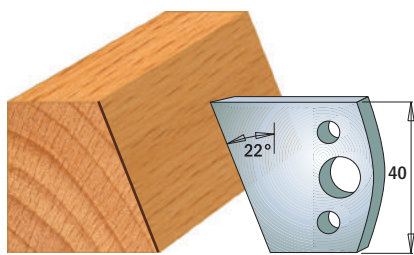
Cutting length=40mm Thickness=4mm



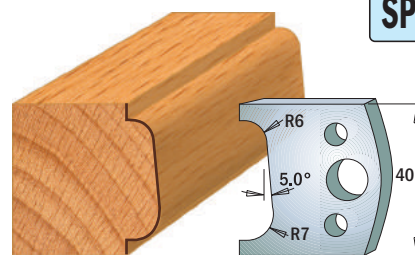
SP



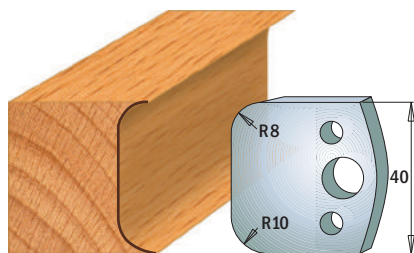
Pair of Knives **690.000**
Pair of Limiters **691.000**



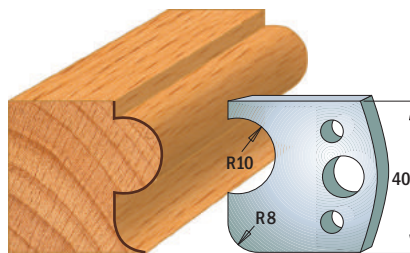
Pair of Knives **690.001**
Pair of Limiters **691.001**




Pair of Knives **690.002**
Pair of Limiters **691.002**




Pair of Knives **690.003**
Pair of Limiters **691.003**



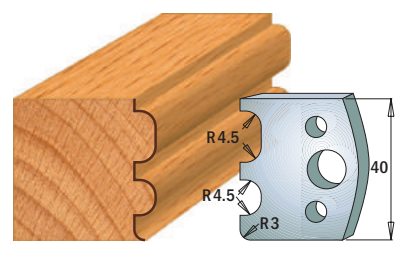
Pair of Knives **690.004**
Pair of Limiters **691.004**




Pair of Knives **690.005**
Pair of Limiters **691.005**



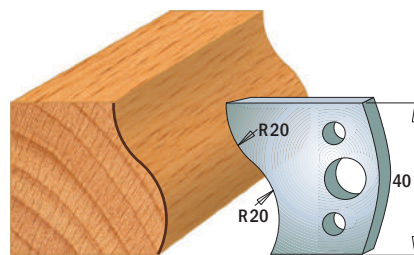
Pair of Knives **690.006**
Pair of Limiters **691.006**



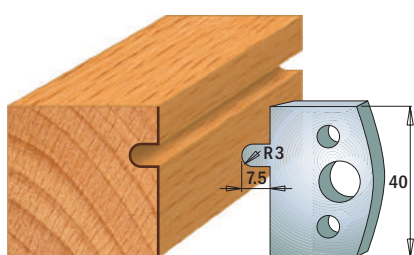
Pair of Knives **690.007**
Pair of Limiters **691.007**




Pair of Knives **690.008**
Pair of Limiters **691.008**



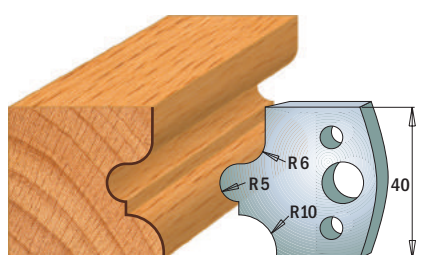
Pair of Knives **690.009**
Pair of Limiters **691.009**




Pair of Knives **690.010**
Pair of Limiters **691.010**



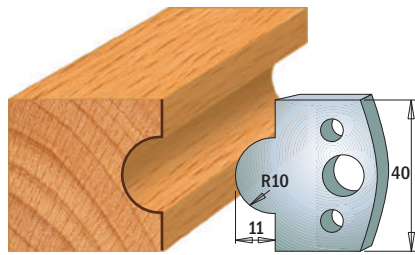
Pair of Knives **690.011**
Pair of Limiters **691.011**



Pair of Knives **690.012**
Pair of Limiters **691.012**



Pair of Knives **690.013**
Pair of Limiters **691.013**



Pair of Knives **690.014**
Pair of Limiters **691.014**

Note: all knives & limiters available only in pairs

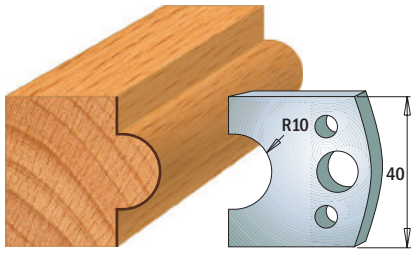
Drawings are 1:2 scale

Dimensions in mm.

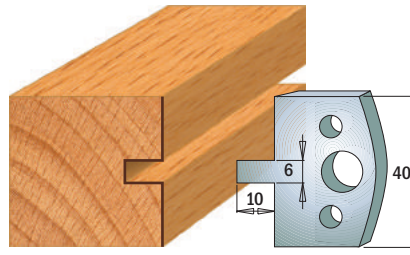
Profile knives and limiters

Cutting length=40mm Thickness=4mm

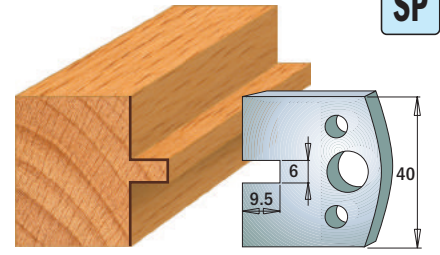
SP




Pair of Knives **690.015**
Pair of Limiters **691.015**



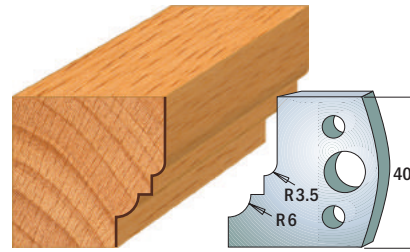
Pair of Knives **690.016**
Pair of Limiters **691.016**



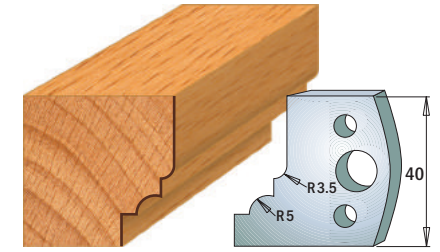
Pair of Knives **690.017**
Pair of Limiters **691.017**



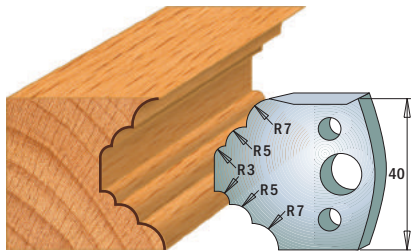
Pair of Knives **690.018**
Pair of Limiters **691.018**




Pair of Knives **690.019**
Pair of Limiters **691.019**



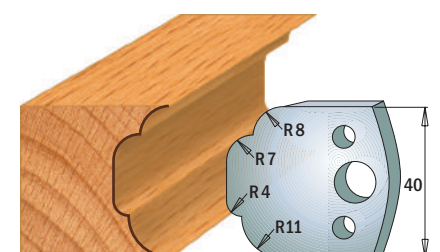
Pair of Knives **690.020**
Pair of Limiters **691.020**



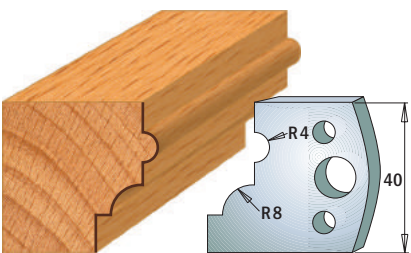
Pair of Knives **690.021**
Pair of Limiters **691.021**



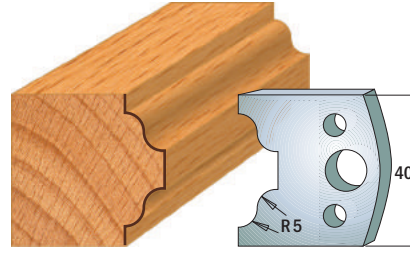
Pair of Knives **690.022**
Pair of Limiters **691.022**



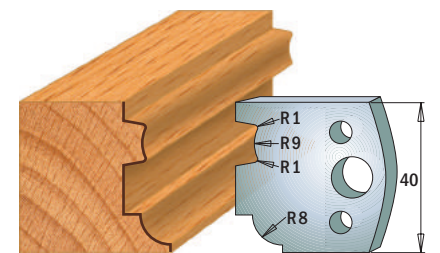
Pair of Knives **690.023**
Pair of Limiters **691.023**




Pair of Knives **690.024**
Pair of Limiters **691.024**



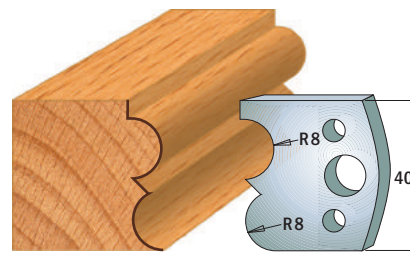
Pair of Knives **690.025**
Pair of Limiters **691.025**



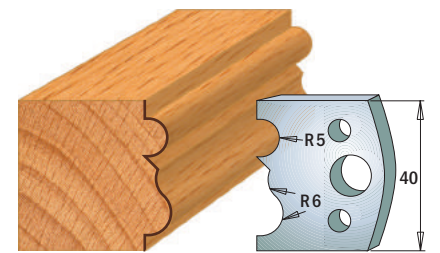
Pair of Knives **690.026**
Pair of Limiters **691.026**



Pair of Knives **690.027**
Pair of Limiters **691.027**



Pair of Knives **690.028**
Pair of Limiters **691.028**



Pair of Knives **690.029**
Pair of Limiters **691.029**

Note: all knives & limiters available only in pairs

Drawings are 1:2 scale

Dimensions in mm.

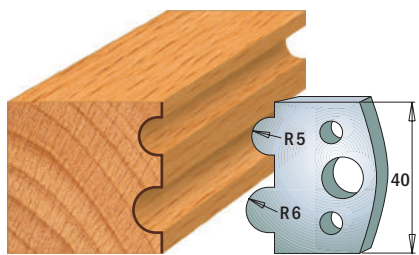
SAW BLADES
JIG SAW BLADES
SABRE SAW BLADES
TOOLS FOR MULTI-CUTTERS
TOOLS WITH BORE & KNIVES
ROUTER BITS & SETS
CNC ROUTER CUTTER & CHUCKS
INDUSTRIAL DOWEL DRILLS
BITS FOR HAND POWER TOOLS
HOLE SAW BLADES
POWER TOOLS & ACCESSORIES
DISPLAY CABINETS & SPARE PARTS

Profile Knives & Limiters

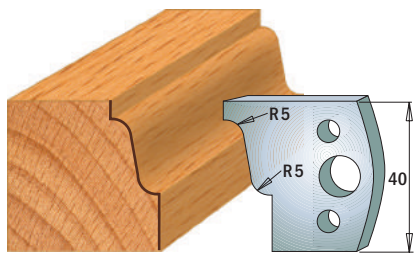
Cutting length=40mm Thickness=4mm



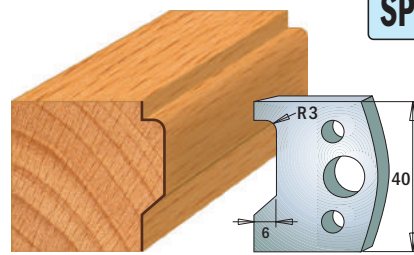
SP



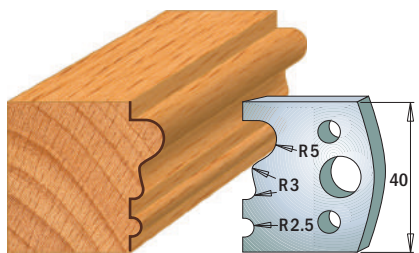
Pair of Knives **690.030**
Pair of Limiters **691.030**



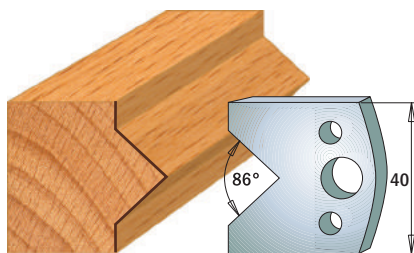
Pair of Knives **690.031**
Pair of Limiters **691.031**




Pair of Knives **690.032**
Pair of Limiters **691.032**



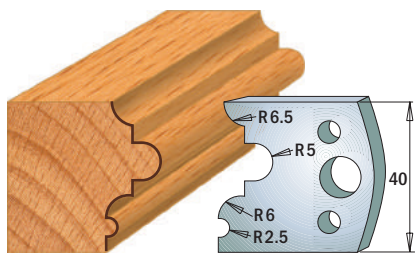
Pair of knives **690.033**
Pair of limiters **691.033**



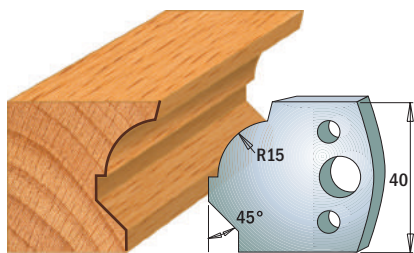
Pair of Knives **690.034**
Pair of Limiters **691.034**



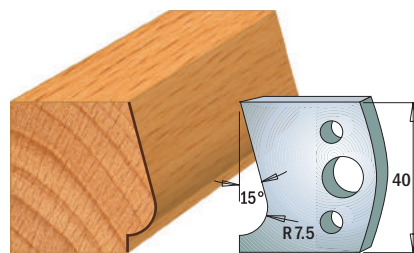
Pair of Knives **690.035**
Pair of Limiters **691.035**



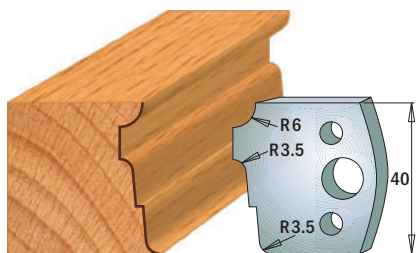
Pair of Knives **690.036**
Pair of Limiters **691.036**




Pair of Knives **690.037**
Pair of Limiters **691.037**



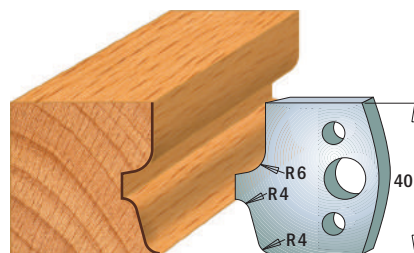
Pair of Knives **690.038**
Pair of Limiters **691.038**



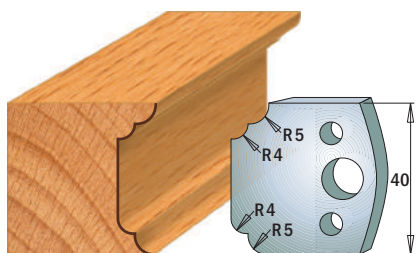
Pair of Knives **690.039**
Pair of Limiters **691.039**



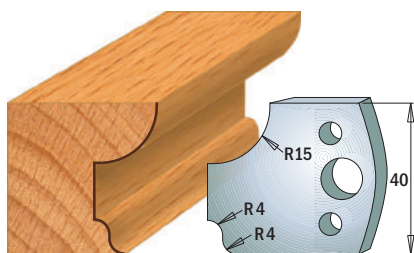
Pair of Knives **690.040**
Pair of Limiters **691.040**



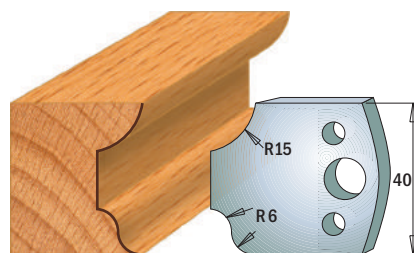
Pair of Knives **690.041**
Pair of Limiters **691.041**



Pair of Knives **690.042**
Pair of Limiters **691.042**



Pair of Knives **690.043**
Pair of Limiters **691.043**



Pair of Knives **690.044**
Pair of Limiters **691.044**

Note: all knives & limiters available only in pairs

Drawings are 1:2 scale

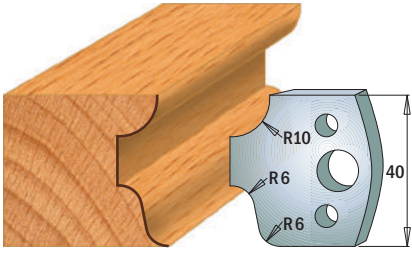
Dimensions in mm.

Profile Knives & Limiters

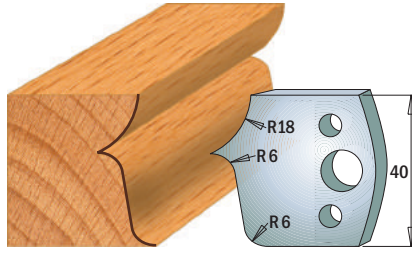
Cutting length=40mm Thickness=4mm



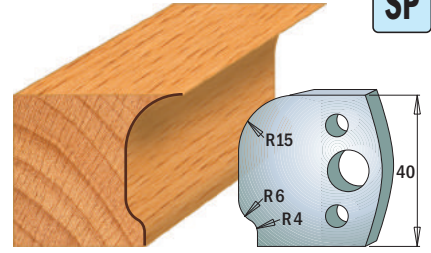
SP



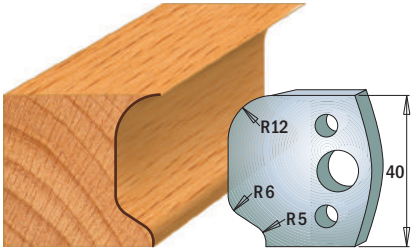
Pair of Knives **690.045**
Pair of Limiters **691.045**



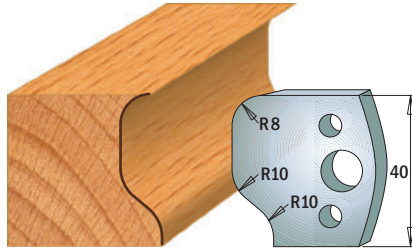
Pair of Knives **690.046**
Pair of Limiters **691.046**



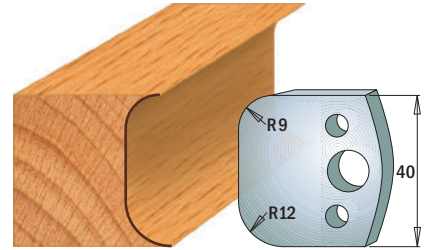
Pair of Knives **690.047**
Pair of Limiters **691.047**




Pair of Knives **690.048**
Pair of Limiters **691.048**



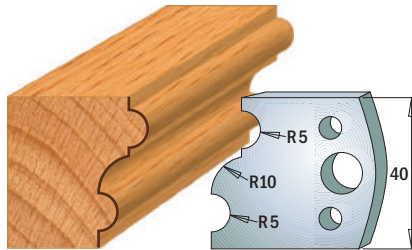
Pair of Knives **690.049**
Pair of Limiters **691.049**



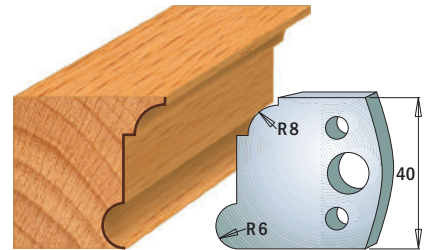
Pair of Knives **690.050**
Pair of Limiters **691.050**



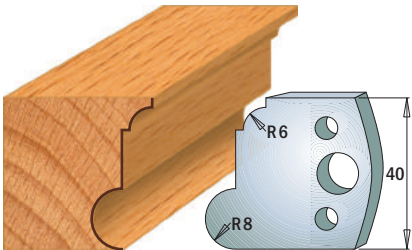
Pair of Knives **690.051**
Pair of Limiters **691.051**



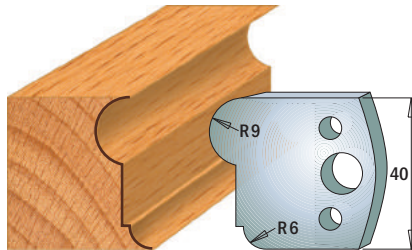
Pair of Knives **690.052**
Pair of Limiters **691.052**




Pair of Knives **690.053**
Pair of Limiters **691.053**




Pair of Knives **690.054**
Pair of Limiters **691.054**



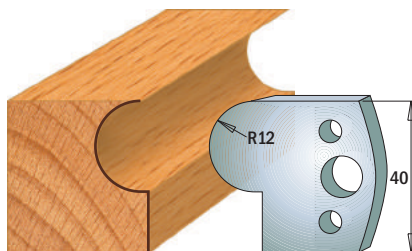
Pair of Knives **690.055**
Pair of Limiters **691.055**



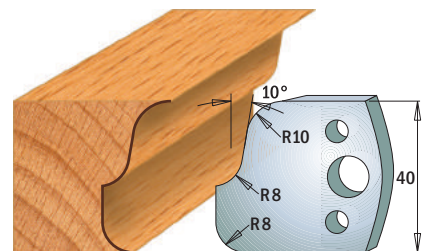
Pair of Knives **690.056**
Pair of Limiters **691.056**



Pair of Knives **690.057**
Pair of Limiters **691.057**



Pair of knives **690.058**
Pair of limiters **691.058**



Pair of knives **690.059**
Pair of limiters **691.059**

Note: all knives & limiters available only in pairs

Drawings are 1:2 scale

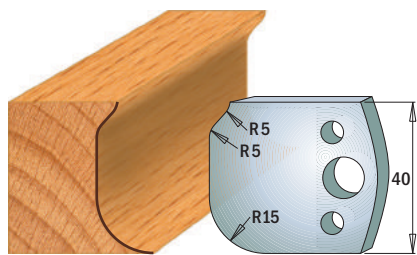
Dimensions in mm.

Profile Knives & Limiters

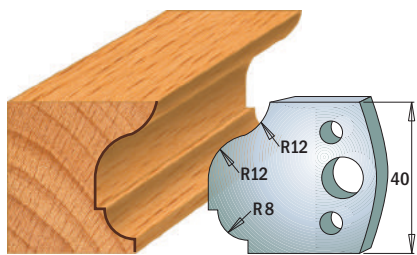
Cutting length=40mm Thickness=4mm



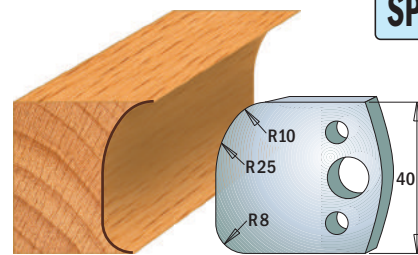
SP



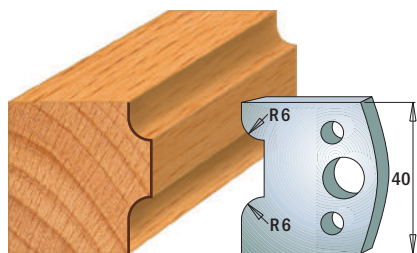
Pair of Knives **690.060**
Pair of Limiters **691.060**



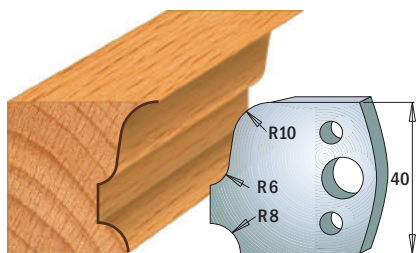
Pair of Knives **690.061**
Pair of Limiters **691.061**



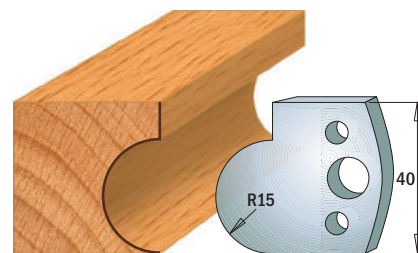
Pair of Knives **690.062**
Pair of Limiters **691.062**




Pair of Knives **690.063**
Pair of Limiters **691.063**



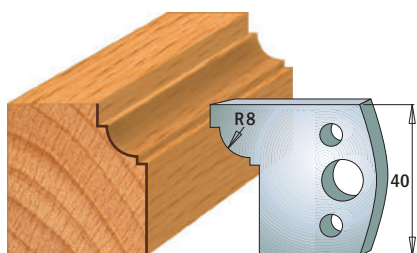
Pair of Knives **690.064**
Pair of Limiters **691.064**



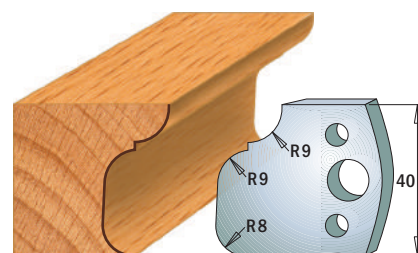
Pair of Knives **690.065**
Pair of Limiters **691.065**



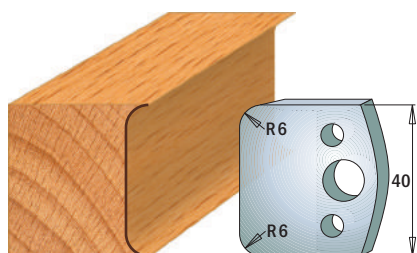
Pair of Knives **690.066**
Pair of Limiters **691.066**



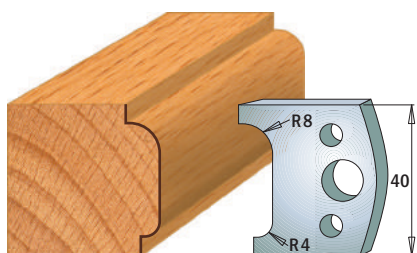
Pair of Knives **690.067**
Pair of Limiters **691.067**



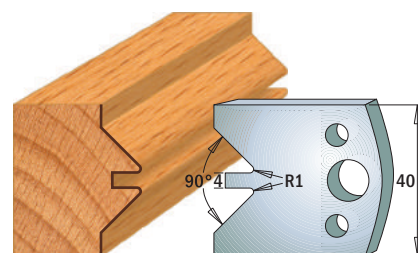
Pair of Knives **690.068**
Pair of Limiters **691.068**



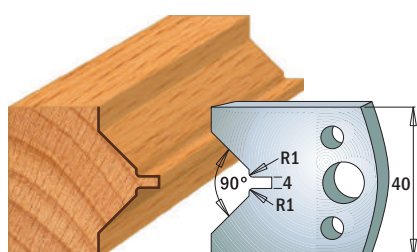
Pair of Knives **690.069**
Pair of Limiters **691.069**



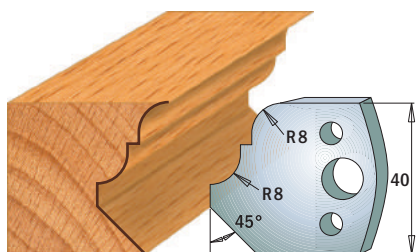
Pair of Knives **690.070**
Pair of Limiters **691.070**



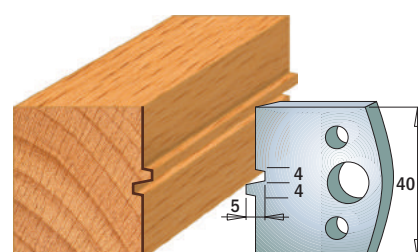
Pair of Knives **690.071**
Pair of Limiters **691.071**



Pair of Knives **690.072**
Pair of Limiters **691.072**



Pair of Knives **690.073**
Pair of Limiters **691.073**



Pair of Knives **690.074**
Pair of Limiters **691.074**

Note: all knives & limiters available only in pairs

Drawings are 1:2 scale

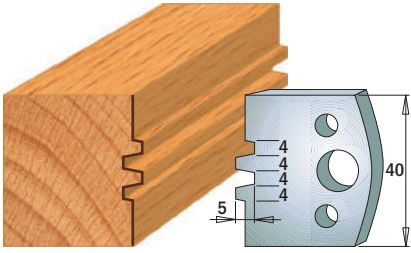
Dimensions in mm.

Profile Knives & Limiters

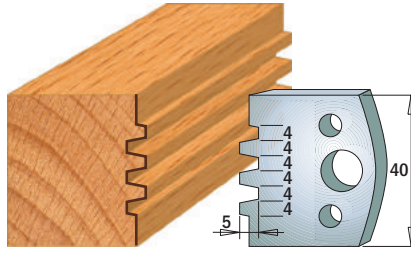
Cutting length=40mm Thickness=4mm




SP



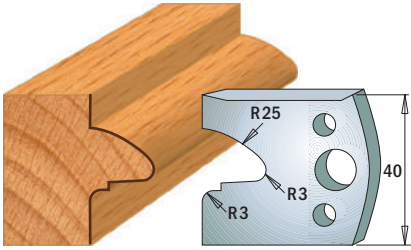
Pair of Knives **690.075**
Pair of Limiters **691.075**



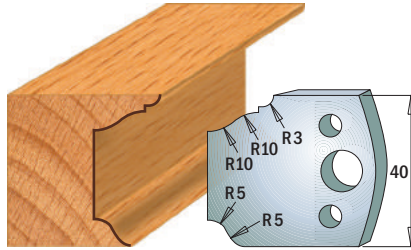
Pair of Knives **690.076**
Pair of Limiters **691.076**



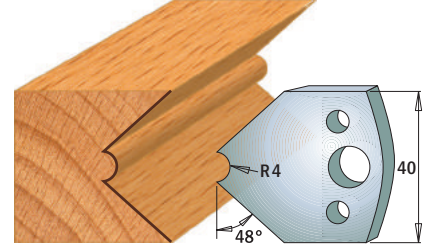
Pair of Knives **690.077**
Pair of Limiters **691.077**



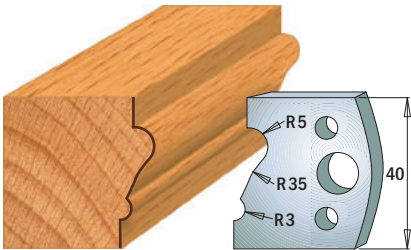
Pair of Knives **690.078**
Pair of Limiters **691.078**



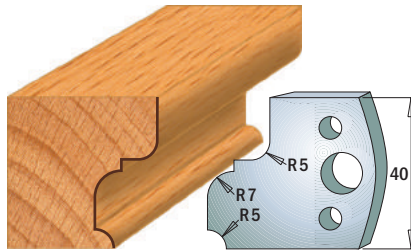
Pair of Knives **690.079**
Pair of Limiters **691.079**



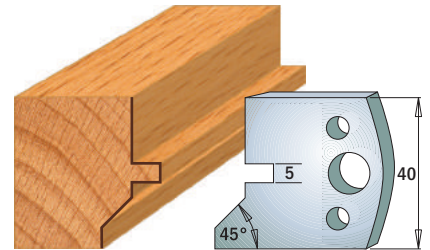
Pair of Knives **690.080**
Pair of Limiters **691.080**



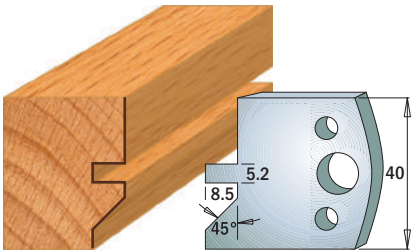
Pair of knives **690.081**
Pair of limiters **691.081**



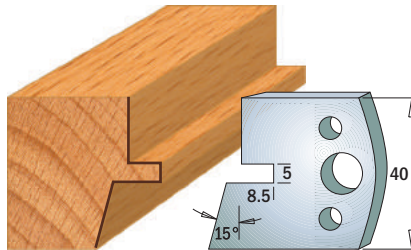
Pair of Knives **690.082**
Pair of Limiters **691.082**



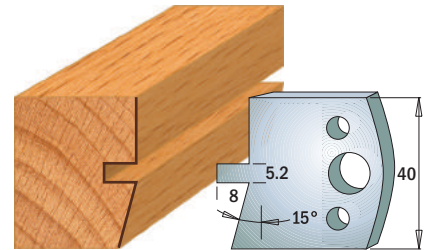
Pair of Knives **690.083**
Pair of Limiters **691.083**



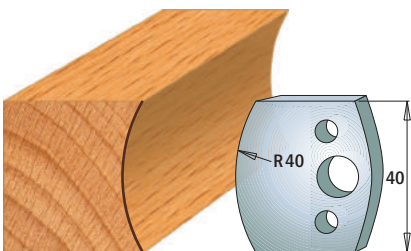
Pair of Knives **690.084**
Pair of Limiters **691.084**



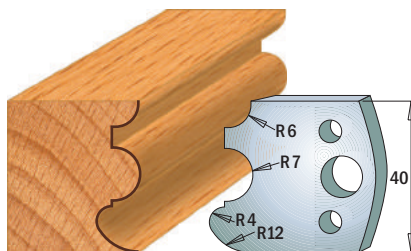
Pair of Knives **690.085**
Pair of Limiters **691.085**




Pair of Knives **690.086**
Pair of Limiters **691.086**



Pair of Knives **690.087**
Pair of Limiters **691.087**



Pair of Knives **690.088**
Pair of Limiters **691.088**



Pair of Knives **690.089**
Pair of Limiters **691.089**

Note: all knives & limiters available only in pairs

Drawings are 1:2 scale

Dimensions in mm.

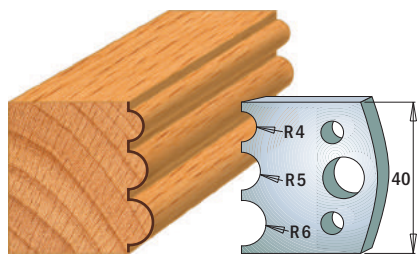
SAW BLADES
JIG SAW BLADES
SABRE SAW BLADES
TOOLS FOR MULTI-CUTTERS
TOOLS WITH BORE & KNIVES
ROUTER BITS & SETS
CNC ROUTER CUTTER & CHUCKS
INDUSTRIAL DOWEL DRILLS
BITS FOR HAND POWER TOOLS
HOLE SAW BLADES
POWER TOOLS & ACCESSORIES
DISPLAY CABINETS & SPARE PARTS

Profile Knives & Limiters

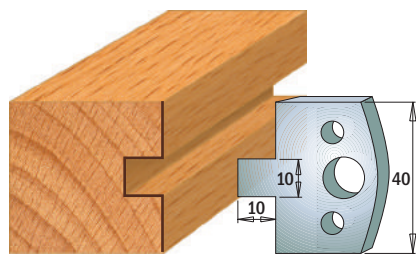
Cutting length=40mm Thickness=4mm



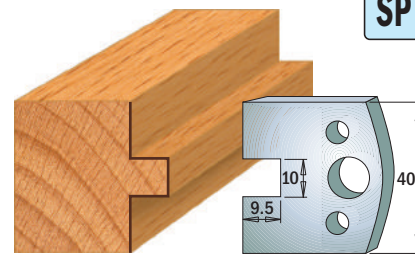
SP




Pair of Knives **690.090**
 Pair of Limiters **691.090**



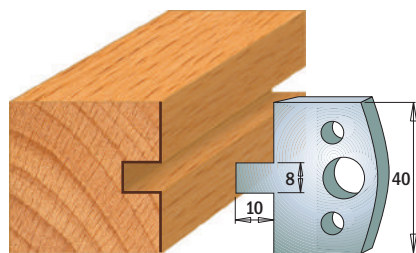
Pair of Knives **690.091**
 Pair of Limiters **691.091**



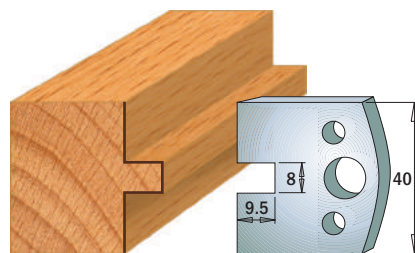
Pair of Knives **690.092**
 Pair of Limiters **691.092**



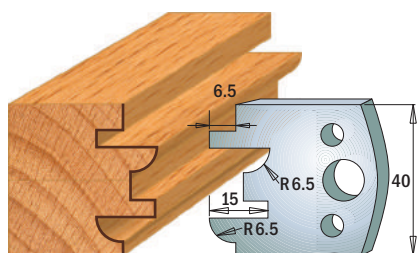
Pair of Knives **690.093**
 Pair of Limiters **691.093**



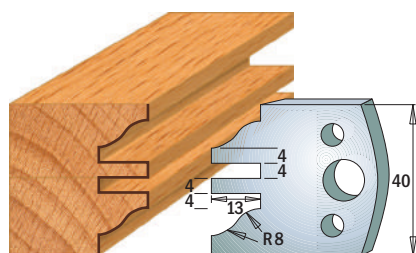
Pair of Knives **690.094**
 Pair of Limiters **691.094**




Pair of Knives **690.095**
 Pair of Limiters **691.095**




Pair of Knives **690.096**
 Pair of Limiters **691.096**



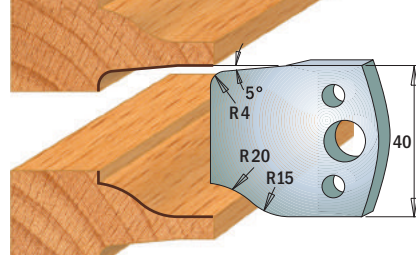
Pair of Knives **690.097**
 Pair of Limiters **691.097**




Pair of Knives **690.098**
 Pair of Limiters **691.098**



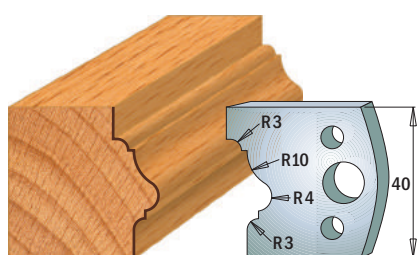
Pair of Knives **690.099**
 Pair of Limiters **691.099**



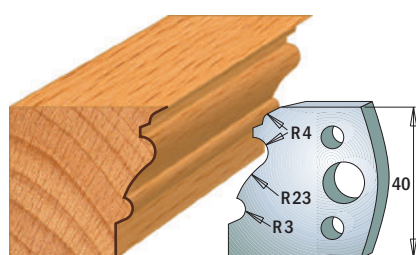
Pair of Knives **690.100**
 Pair of Limiters **691.100**



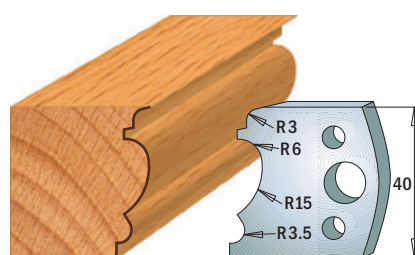
Pair of Knives **690.101**
 Pair of Limiters **691.101**



Pair of Knives **690.102**
 Pair of Limiters **691.102**



Pair of Knives **690.103**
 Pair of Limiters **691.103**



Pair of Knives **690.104**
 Pair of Limiters **691.104**

Note: all knives & limiters available only in pairs

Drawings are 1:2 scale

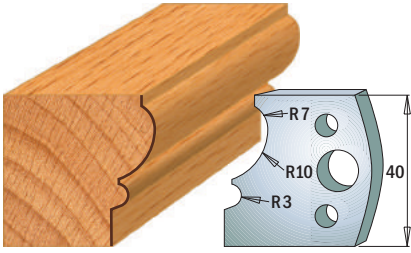
Dimensions in mm.

Profile Knives & Limiters

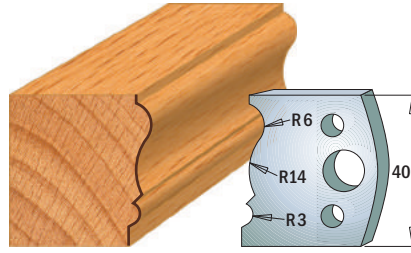
Cutting length=40mm Thickness=4mm



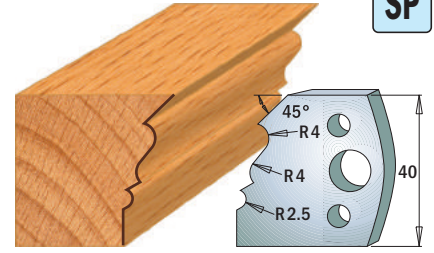
SP



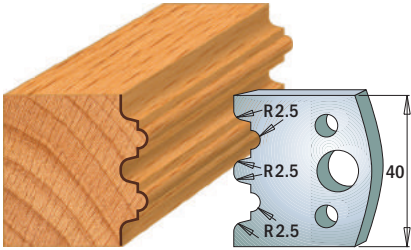
Pair of Knives **690.105**
Pair of Limiters **691.105**



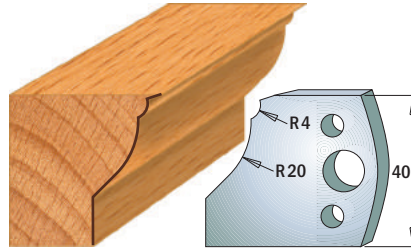
Pair of Knives **690.106**
Pair of Limiters **691.106**



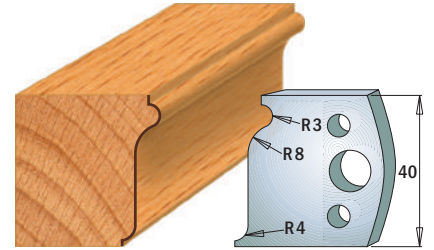
Pair of Knives **690.107**
Pair of Limiters **691.107**



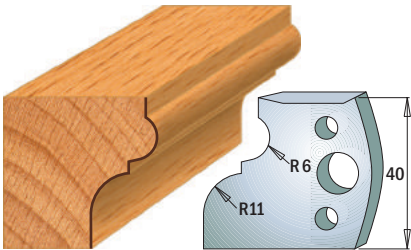
Pair of Knives **690.108**
Pair of Limiters **691.108**



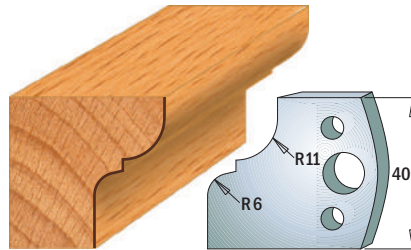
Pair of Knives **690.109**
Pair of Limiters **691.109**




Pair of Knives **690.110**
Pair of Limiters **691.110**



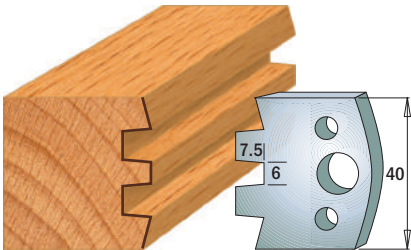
Pair of Knives **690.111**
Pair of Limiters **691.111**



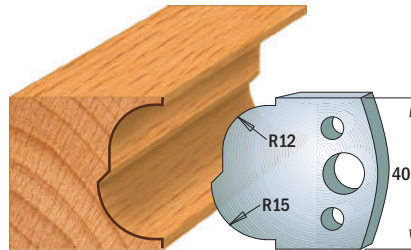
Pair of Knives **690.112**
Pair of Limiters **691.112**




Pair of Knives **690.113**
Pair of Limiters **691.113**



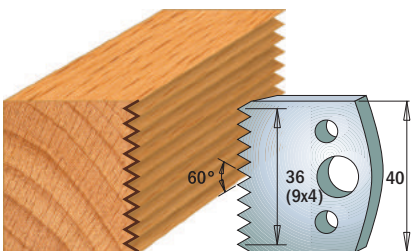
Pair of Knives **690.114**
Pair of Limiters **691.114**




Pair of Knives **690.115**
Pair of Limiters **691.115**




Pair of Knives **690.116**
Pair of Limiters **691.116**



Pair of Knives **690.117**
Pair of Limiters **691.117**



Pair of Knives **690.118**
Pair of Limiters **691.118**



Pair of Knives **690.119**
Pair of Limiters **691.119**

Note: all knives & limiters available only in pairs

Drawings are 1:2 scale

Dimensions in mm.

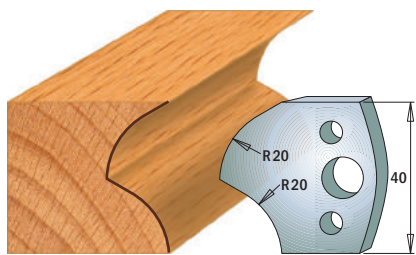
SAW BLADES
JIG SAW BLADES
SABRE SAW BLADES
TOOLS FOR MULTI-CUTTERS
TOOLS WITH BORE & KNIVES
ROUTER BITS & SETS
CNC ROUTER CUTTER & CHUCKS
INDUSTRIAL DOWEL DRILLS
BITS FOR HAND POWER TOOLS
HOLE SAW BLADES
POWER TOOLS & ACCESSORIES
DISPLAY CABINETS & SPARE PARTS

Profile Knives & Limiters

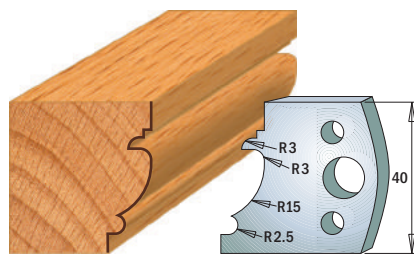
Cutting length=40mm Thickness=4mm



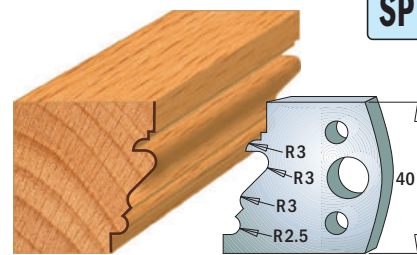
SP




Pair of Knives **690.120**
Pair of Limiters **691.120**



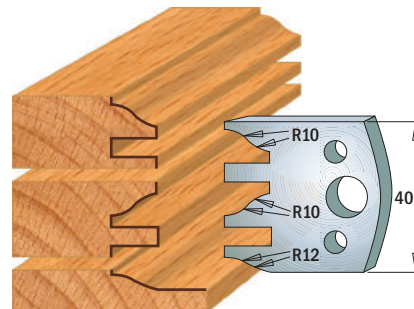
Pair of Knives **690.121**
Pair of Limiters **691.121**



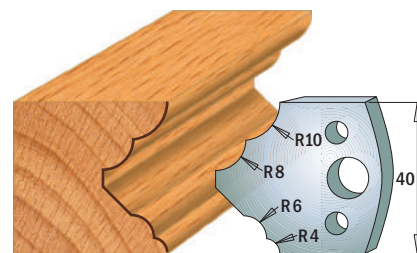
Pair of Knives **690.122**
Pair of Limiters **691.122**




Pair of Knives **690.123**
Pair of Limiters **691.123**




Pair of Knives **690.124**
Pair of Limiters **691.124**



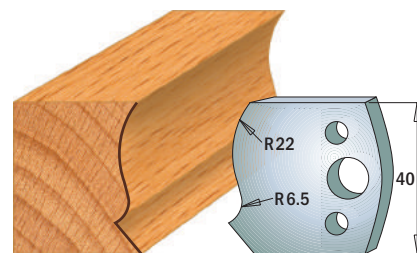
Pair of Knives **690.125**
Pair of Limiters **691.125**




Pair of Knives **690.126**
Pair of Limiters **691.126**



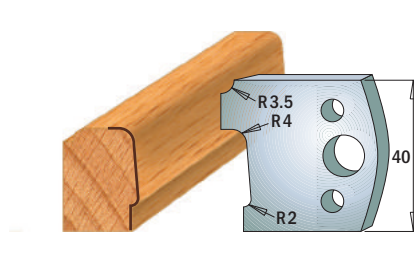
Pair of Knives **690.127**
Pair of Limiters **691.127**



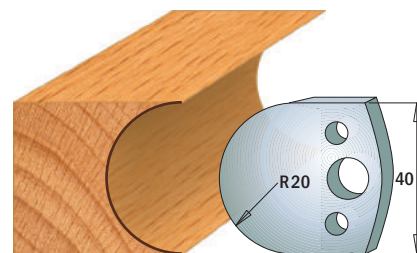
Pair of Knives **690.128**
Pair of Limiters **691.128**



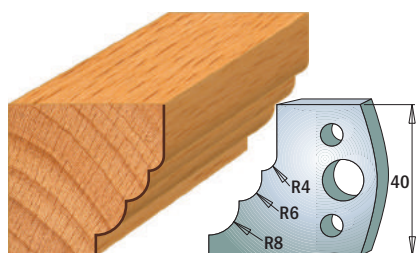
Pair of Knives **690.129**
Pair of Limiters **691.129**



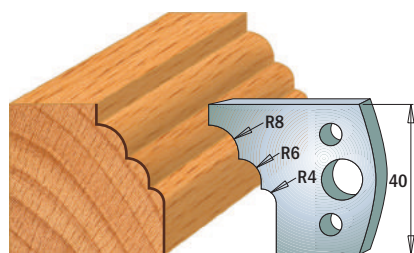
Pair of Knives **690.130**
Pair of Limiters **691.130**



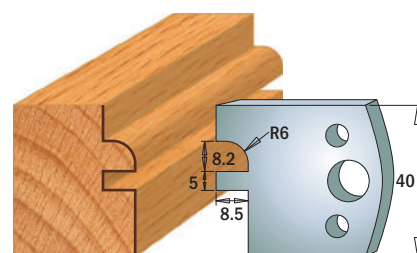
Pair of Knives **690.131**
Pair of Limiters **691.131**



Pair of Knives **690.132**
Pair of Limiters **691.132**



Pair of Knives **690.133**
Pair of Limiters **691.133**



Pair of Knives **690.134**
Pair of Limiters **691.134**

Note: all knives & limiters available only in pairs

Drawings are 1:2 scale

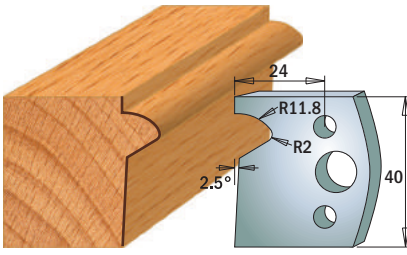
Dimensions in mm.

Profile Knives & Limiters

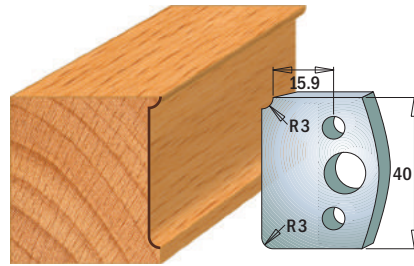
Cutting length=40mm Thickness=4mm



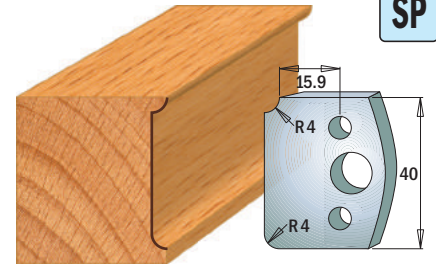
SP



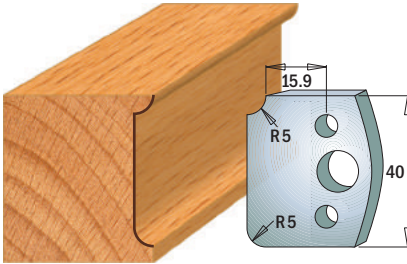
Pair of Knives **690.135**
Pair of Limiters **691.135**



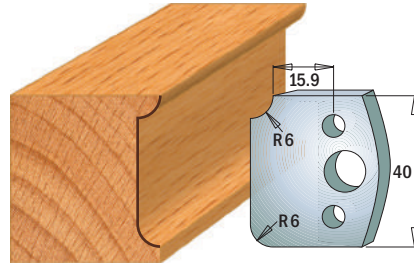
Pair of Knives **690.170**
Pair of Limiters **691.170**



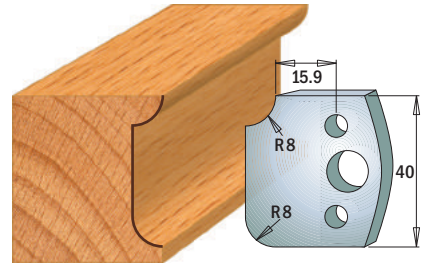
Pair of Knives **690.171**
Pair of Limiters **691.171**



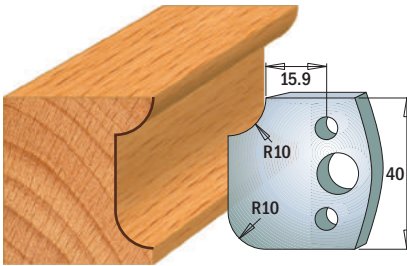
Pair of Knives **690.172**
Pair of Limiters **691.172**



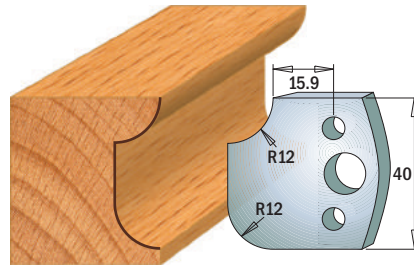
Pair of Knives **690.173**
Pair of Limiters **691.173**



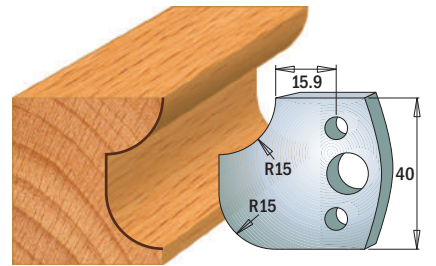
Pair of Knives **690.174**
Pair of Limiters **691.174**



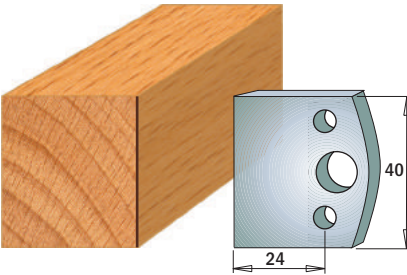
Pair of Knives **690.175**
Pair of Limiters **691.175**



Pair of Knives **690.176**
Pair of Limiters **691.176**



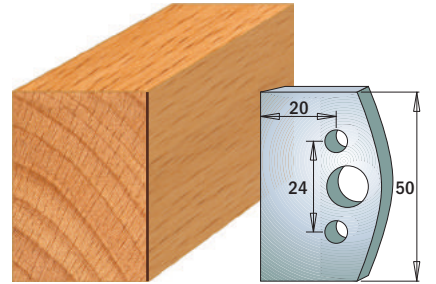
Pair of Knives **690.177**
Pair of Limiters **691.177**



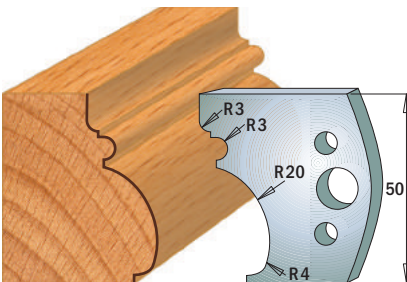
Pair of Knives **690.192**
Pair of Limiters **691.192**

Profile Knives & Limiters

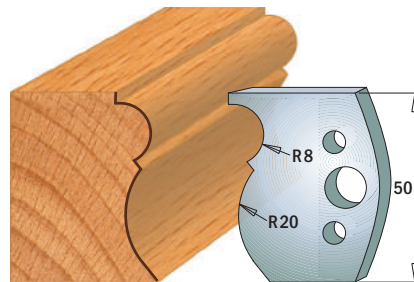
Cutting length=50mm Thickness=4mm



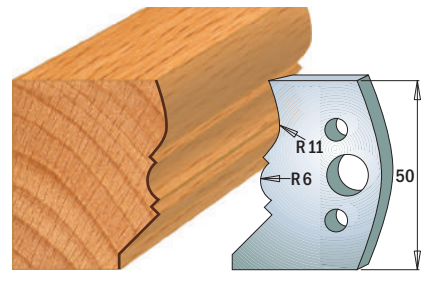
Pair of Knives **690.500**
Pair of Limiters **691.500**



Pair of Knives **690.501**
Pair of Limiters **691.501**



Pair of Knives **690.502**
Pair of Limiters **691.502**



Pair of Knives **690.503**
Pair of Limiters **691.503**

Note: all knives & limiters available only in pairs

Drawings are 1:2 scale

Dimensions in mm.

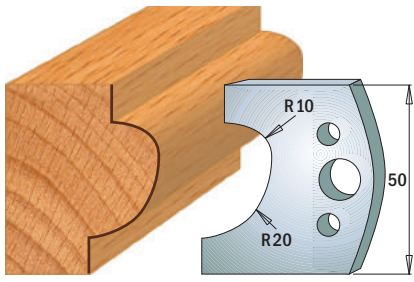
SAW BLADES
JIG SAW BLADES
SABRE SAW BLADES
TOOLS FOR MULTI-CUTTERS
TOOLS WITH BORE & KNIVES
ROUTER BITS & SETS
CNC ROUTER CUTTER & CHUCKS
INDUSTRIAL DOWEL DRILLS
BITS FOR HAND POWER TOOLS
HOLE SAW BLADES
POWER TOOLS & ACCESSORIES
DISPLAY CABINETS & SPARE PARTS

Profile Knives & Limiters

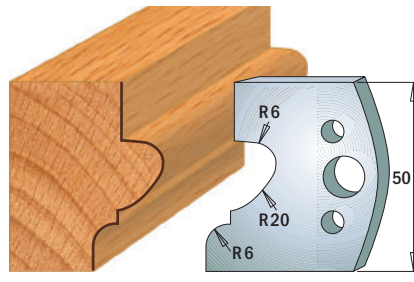
Cutting length=50mm Thickness=4mm



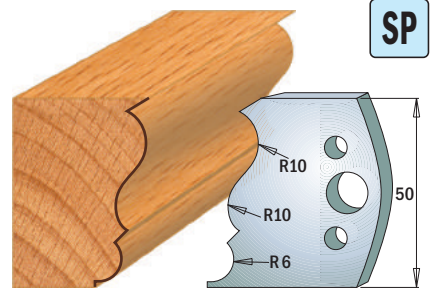
SP



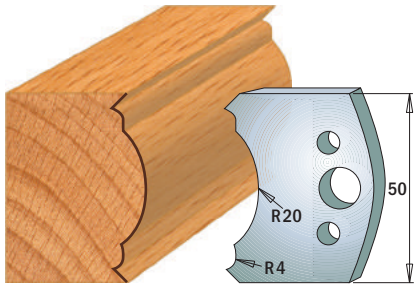
Pair of Knives **690.504**
 Pair of Limiters **691.504**



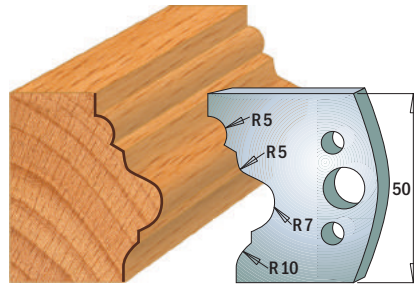
Pair of Knives **690.505**
 Pair of Limiters **691.505**



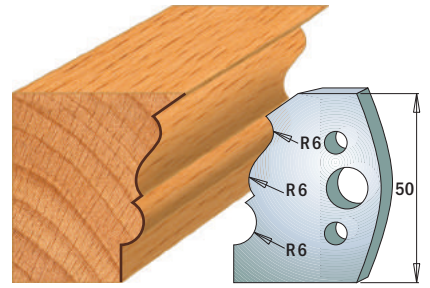
Pair of Knives **690.506**
 Pair of Limiters **691.506**



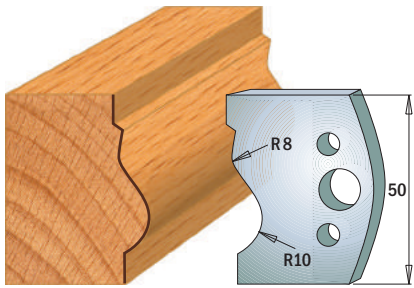
Pair of Knives **690.507**
 Pair of Limiters **691.507**



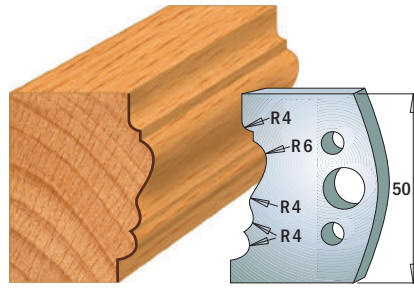
Pair of Knives **690.508**
 Pair of Limiters **691.508**



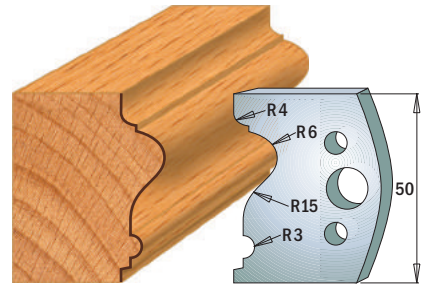
Pair of Knives **690.509**
 Pair of Limiters **691.509**



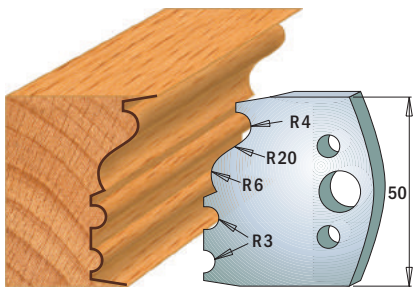
Pair of Knives **690.510**
 Pair of Limiters **691.510**



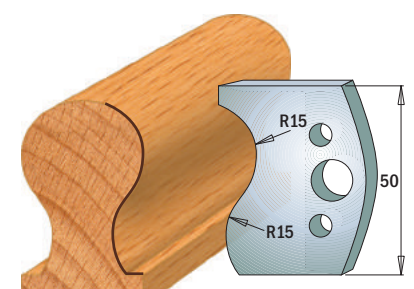
Pair of Knives **690.511**
 Pair of Limiters **691.511**



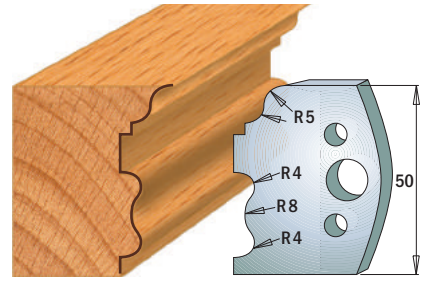
Pair of Knives **690.512**
 Pair of Limiters **691.512**



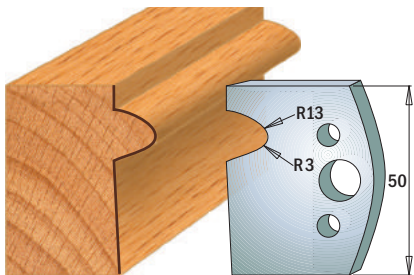
Pair of Knives **690.513**
 Pair of Limiters **691.513**




Pair of Knives **690.514**
 Pair of Limiters **691.514**



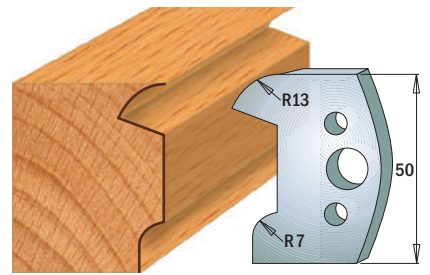
Pair of Knives **690.515**
 Pair of Limiters **691.515**



Pair of Knives **690.516**
 Pair of Limiters **691.516**



Pair of Knives **690.517**
 Pair of Limiters **691.517**



Pair of Knives **690.518**
 Pair of Limiters **691.518**

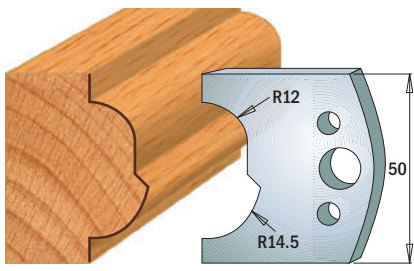
Note: all knives & limiters available only in pairs

Drawings are 1:2 scale

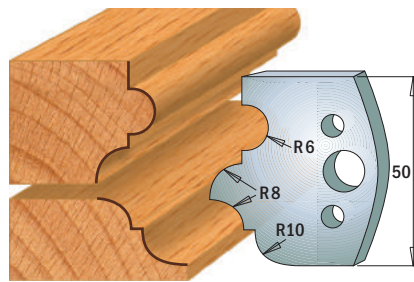
Dimensions in mm.

Profile Knives & Limiters

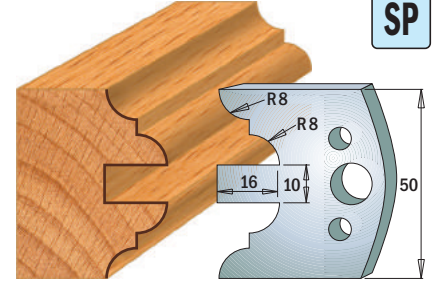
Cutting length=50mm Thickness=4mm



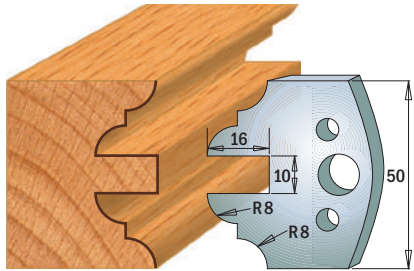
Pair of Knives **690.519**
Pair of Limiters **691.519**




Pair of Knives **690.520**
Pair of Limiters **691.520**



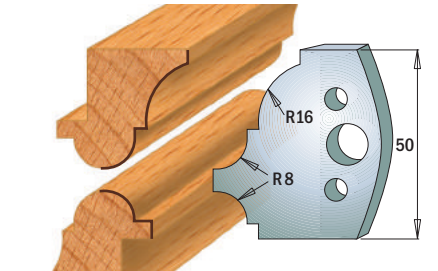
Pair of Knives **690.522**
Pair of Limiters **691.522**



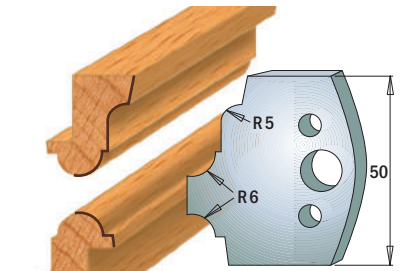
Pair of Knives **690.523**
Pair of Limiters **691.523**



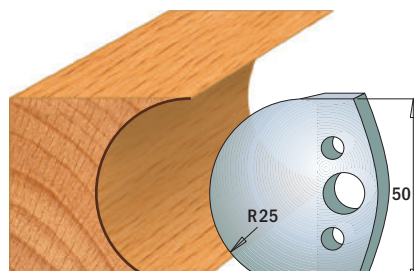
Pair of Knives **690.524**
Pair of Limiters **691.524**



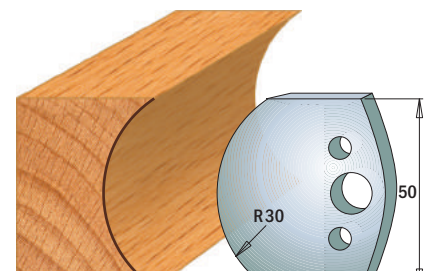
Pair of Knives **690.541**
Pair of Limiters **691.541**



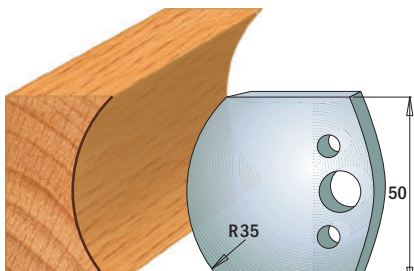
Pair of Knives **690.542**
Pair of Limiters **691.542**



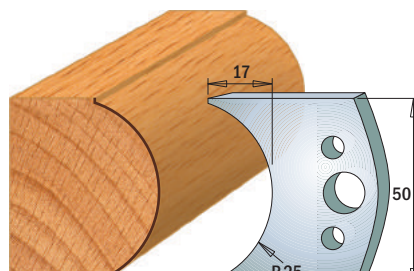
Pair of Knives **690.543**
Pair of Limiters **691.543**




Pair of Knives **690.544**
Pair of Limiters **691.544**




Pair of Knives **690.545**
Pair of Limiters **691.545**




Pair of Knives **690.546**
Pair of Limiters **691.546**



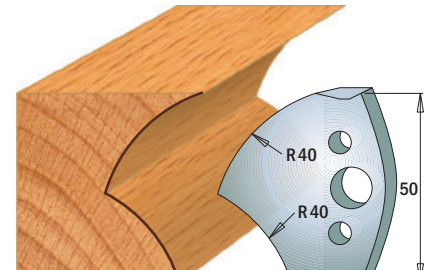
Pair of Knives **690.547**
Pair of Limiters **691.547**



Pair of knives **690.548**
Pair of limiters **691.548**



Pair of Knives **690.549**
Pair of Limiters **691.549**



Pair of Knives **690.550**
Pair of Limiters **691.550**

Note: all knives & limiters available only in pairs

Drawings are 1:2 scale

Dimensions in mm.

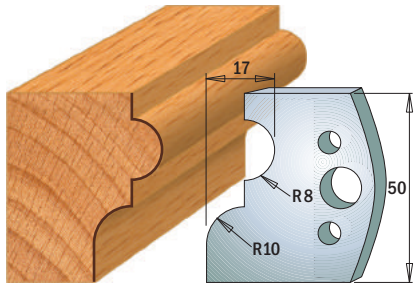
SAW BLADES
JIG
SAW BLADES
SAW BLADES
TOOLS FOR
MULTI-CUTTERS
TOOLS WITH BORE
& KNIVES
ROUTER BITS
& SETS
CNC ROUTER
CUTTER & CHUCKS
INDUSTRIAL
DOWEL DRILLS
BITS FOR HAND
POWER TOOLS
HOLE
SAW BLADES
POWER TOOLS
& ACCESSORIES
DISPLAY CABINETS
& SPARE PARTS

Profile Knives & Limiters

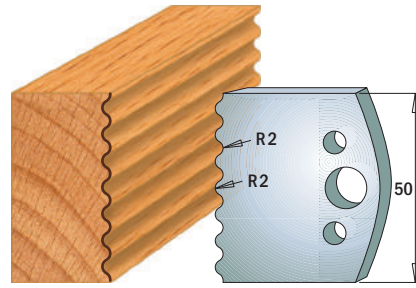
Cutting length=50mm Thickness=4mm



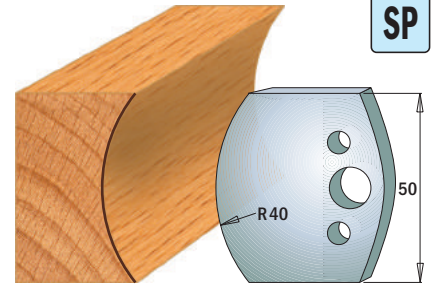
SP



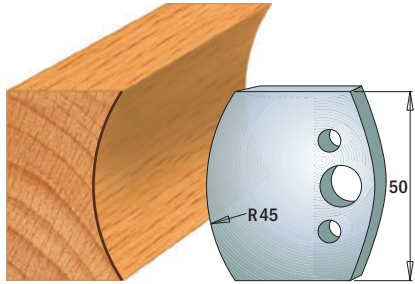
Pair of Knives **690.551**
Pair of Limiters **691.551**



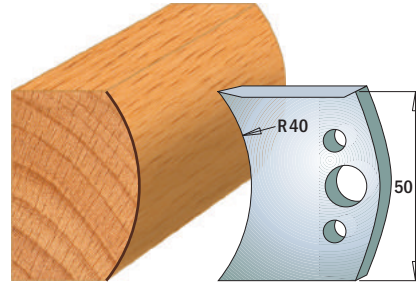
Pair of Knives **690.552**
Pair of Limiters **691.552**



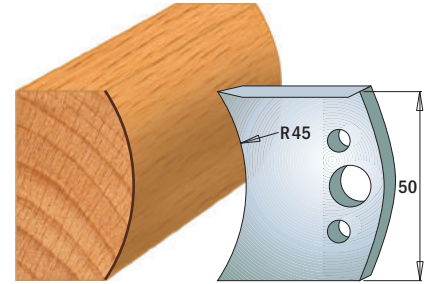
Pair of Knives **690.553**
Pair of Limiters **691.553**



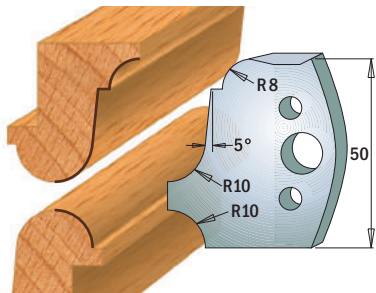
Pair of Knives **690.554**
Pair of Limiters **691.554**



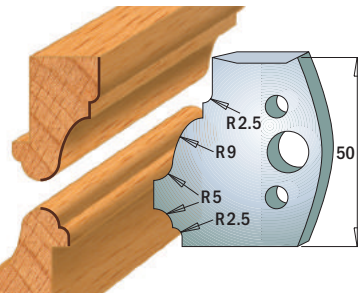
Pair of Knives **690.555**
Pair of Limiters **691.555**



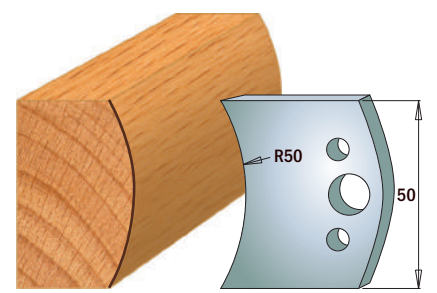
Pair of Knives **690.556**
Pair of Limiters **691.556**



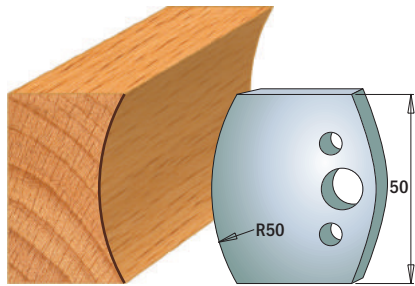
Pair of Knives **690.557**
Pair of Limiters **691.557**



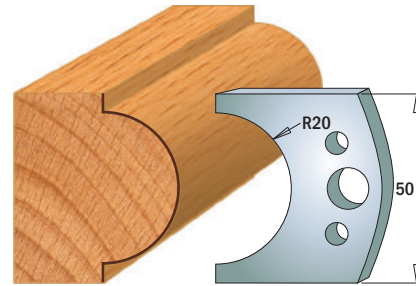
Pair of Knives **690.558**
Pair of Limiters **691.558**



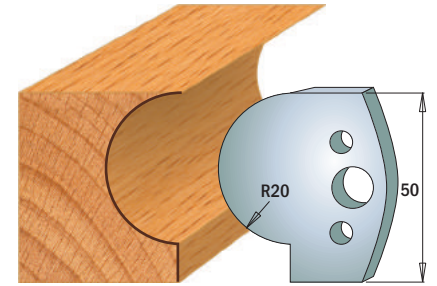
Pair of Knives **690.559**
Pair of Limiters **691.559**



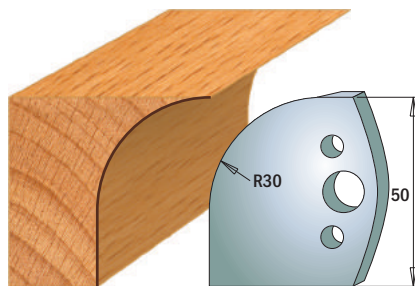
Pair of Knives **690.560**
Pair of Limiters **691.560**



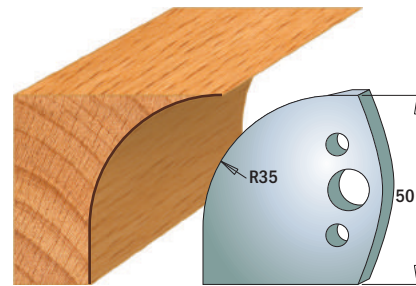
Pair of Knives **690.561**
Pair of Limiters **691.561**



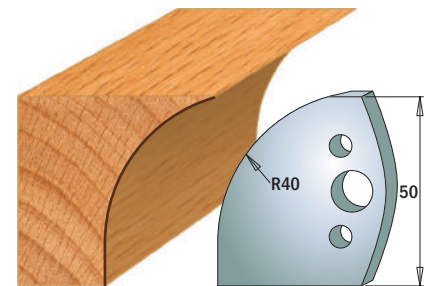
Pair of Knives **690.562**
Pair of Limiters **691.562**



Pair of Knives **690.563**
Pair of Limiters **691.563**



Pair of Knives **690.564**
Pair of Limiters **691.564**



Pair of Knives **690.565**
Pair of Limiters **691.565**

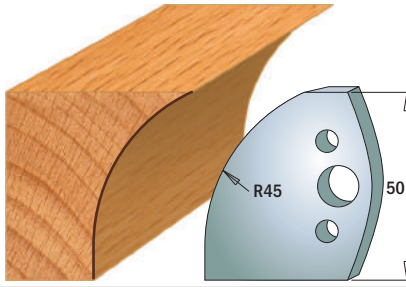
Note: all knives & limiters available only in pairs

Drawings are 1:2 scale

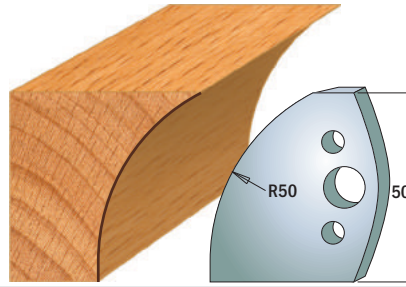
Dimensions in mm.

Profile Knives & Limiters

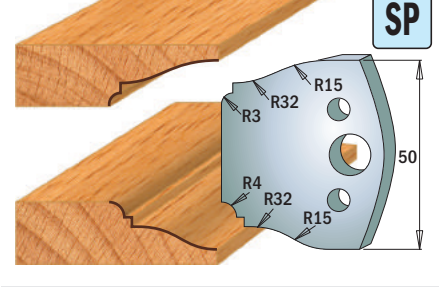
Cutting length=50mm Thickness=4mm



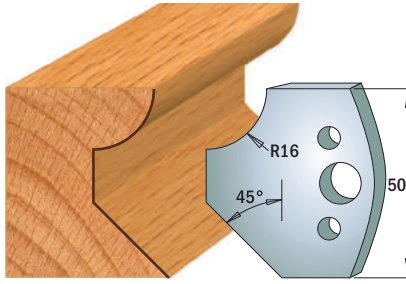
Pair of Knives **690.566**
Pair of Limiters **691.566**



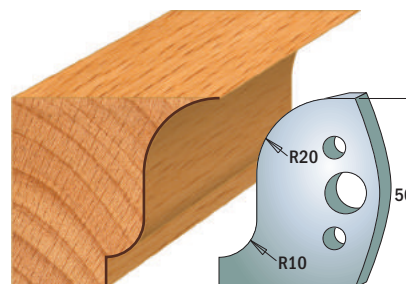
Pair of Knives **690.567**
Pair of Limiters **691.567**



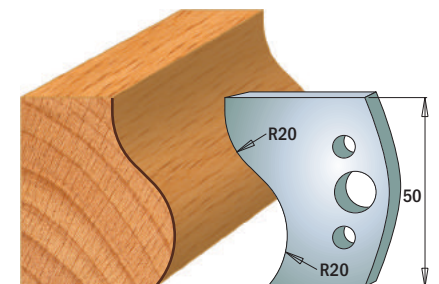
Pair of Knives **690.568**
Pair of Limiters **691.568**



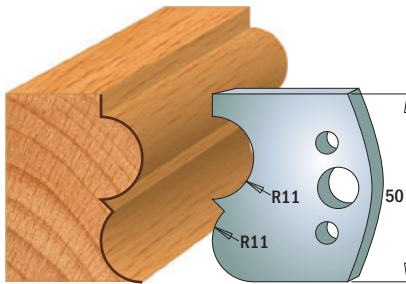
Pair of Knives **690.569**
Pair of Limiters **691.569**



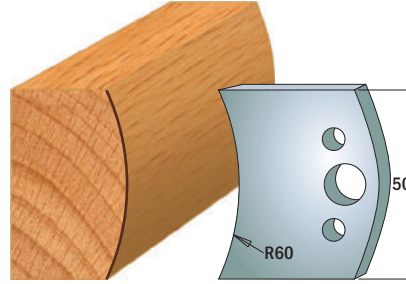
Pair of Knives **690.570**
Pair of Limiters **691.570**



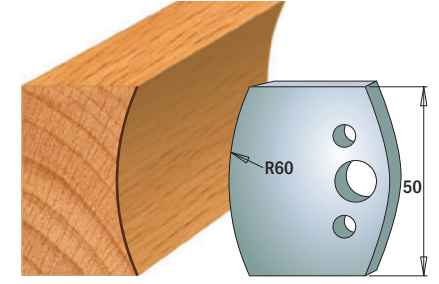
Pair of Knives **690.571**
Pair of Limiters **691.571**



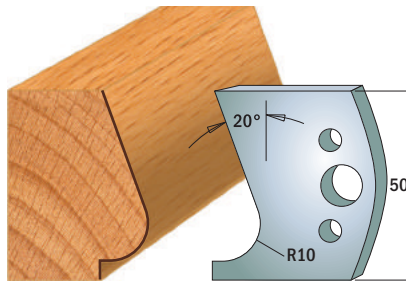
Pair of knives **690.572**
Pair of Limiters **691.572**



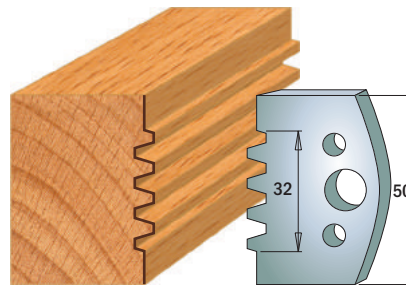
Pair of Knives **690.573**
Pair of Limiters **691.573**



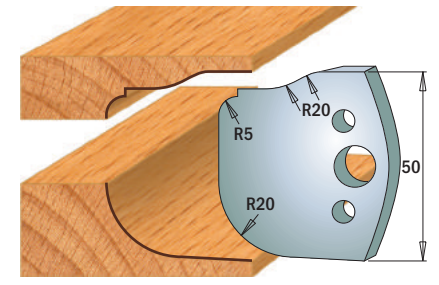
Pair of Knives **690.574**
Pair of Limiters **691.574**



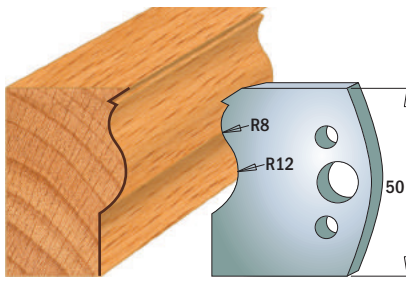
Pair of Knives **690.575**
Pair of Limiters **691.575**



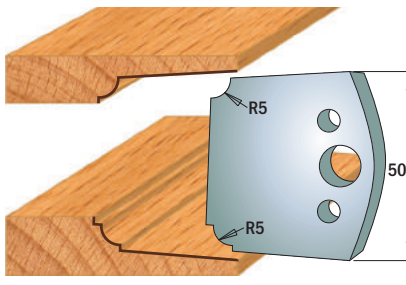
Pair of Knives **690.576**
Pair of Limiters **691.576**



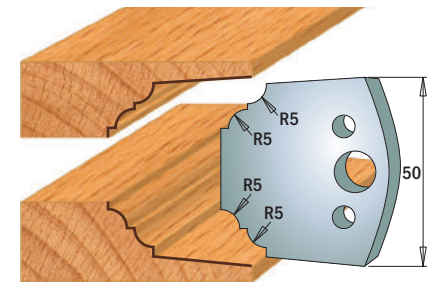
Pair of Knives **690.577**
Pair of Limiters **691.577**



Pair of Knives **690.578**
Pair of Limiters **691.578**



Pair of Knives **690.579**
Pair of Limiters **691.579**



Pair of Knives **690.580**
Pair of Limiters **691.580**

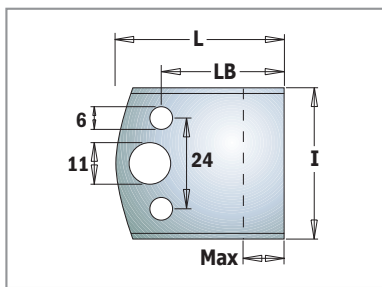
Note: all knives & limiters available only in pairs

Drawings are 1:2 scale

Dimensions in mm.

SAW BLADES
JIG
SAW BLADES
SAW BLADES
TOOLS FOR MULTI-CUTTERS
TOOLS WITH BORE & KNIVES
ROUTER BITS & SETS
CNC ROUTER CUTTER & CHUCKS
INDUSTRIAL DOWEL DRILLS
BITS FOR HAND POWER TOOLS
HOLE SAW BLADES
POWER TOOLS & ACCESSORIES
DISPLAY CABINETS & SPARE PARTS

Blank Knives & Limiters (to be sharpened)




690-691

SP HS

DESCRIPTION	I mm	LB mm	L mm	Max mm	ORDER NO. SP	ORDER NO. HS
Pair of knives	40	32,5	44,5	18	690.193	690.193H <small>NEW</small>
Pair of knives	50	34	46	20	690.599	690.599H <small>NEW</small>
Pair of blank limiters	38	16	28	2	691.190	<small>NEW</small>
Pair of blank limiters	38	24	36	10	691.192	<small>NEW</small>
Pair of blank limiters	38	32,5	44,5	18	691.193	
Pair of blank limiters	48	34	46	20	691.599	

Pair of Bore Reducers




699

D mm	B mm	ORDER NO.	D mm	B mm	ORDER NO.
19,05	12,7	699.019.13	35	31,75	699.035.31
25,4	19,05	699.026.19	40	30	699.040.30
30	19,05	699.030.19	40	32	699.040.32
30	25,4	699.030.26	40	35	699.040.35
31,75	19,05	699.031.19	50	30	699.050.30
31,75	25,4	699.031.26	50	32	699.050.32
31,75	30	699.031.30	50	35	699.050.35
35	30	699.035.30	50	40	699.050.40
35	32	699.035.32			

For use only paired.

Chucks & "ER20" Collets for Spindle Moulder Machine



796

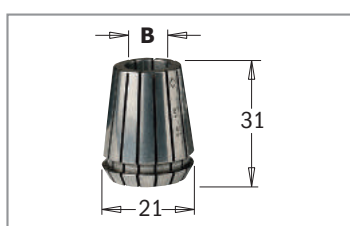
S mm	B mm	L mm	ORDER NO.
M12x1,75	3 ~ 12,7	43	796.122.00
M14x2	3 ~ 12,7	43	796.142.00
M16x2	3 ~ 12,7	43	796.162.00

Spare parts 992.483.03 M25x1,5mm clamping nut
991.483.00 "ER20" key

TECHNICAL DETAILS:
Super strength steel.
Precisely machined for accuracy.

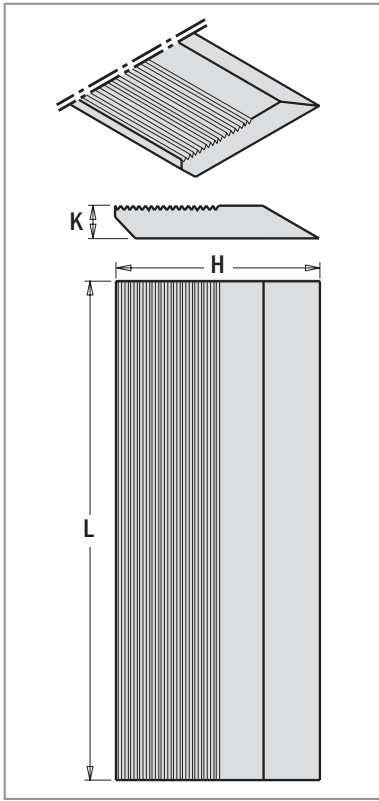
Collet not included.

"ER20" Precision Collets for 796.122/142/162 Items



184

B mm	ORDER NO.	B mm	ORDER NO.
3	184.030.20	8	184.080.20
5	184.050.20	10	184.100.20
6	184.060.20	12	184.120.20
6,35	184.064.20	12,7	184.127.20



IN QUADROPACK PACKAGING

MATERIAL	HS
Dry softwood	●
Wet softwood	●
Dry hardwood	●
Wet hardwood	○

- Suitable
- Party suitable


793

L mm	H mm	K mm	Knives pieces for each set	ORDER NO. HS
40	x 50	x 8	4	793.040.50
40	x 60	x 8	4	793.040.60
40	x 70	x 8	4	793.040.70
60	x 50	x 8	4	793.060.50
60	x 60	x 8	4	793.060.60
60	x 70	x 8	4	793.060.70
80	x 50	x 8	4	793.080.50
80	x 60	x 8	4	793.080.60
80	x 70	x 8	4	793.080.70
100	x 50	x 8	4	793.100.50
100	x 60	x 8	4	793.100.60
100	x 70	x 8	4	793.100.70
120	x 50	x 8	4	793.120.50
120	x 60	x 8	4	793.120.60
120	x 70	x 8	4	793.120.70
130	x 60	x 8	4	793.130.60
130	x 70	x 8	4	793.130.70
650	x 40	x 8	4	793.650.40
650	x 50	x 8	4	793.650.50
650	x 60	x 8	4	793.650.60
650	x 70	x 8	4	793.650.70


REMARK: special dimensions available on request.

TECHNICAL DETAILS:

Corrugated back moulder knives for profile cutter heads with precise positioning, angle 60°, pitch 1,6mm.



Set of 2 Magnetic Knife Setting Jigs

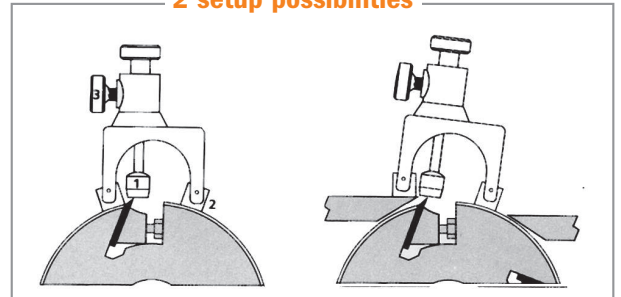


Insert your knives into the tool holders and align them perfectly with this set! Perfect micro adjustments on will guarantee excellent cutting performance!

1. MAGNETIC STOP
2. JOINTS WITH MAGNETIC CONNECTORS
3. LOCK SCREW

CMT792

2 setup possibilities

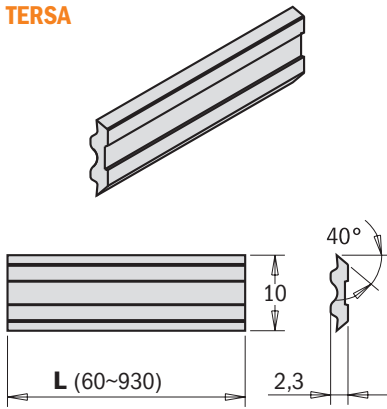


Positioning on the tool holder body with detection of the knife position.

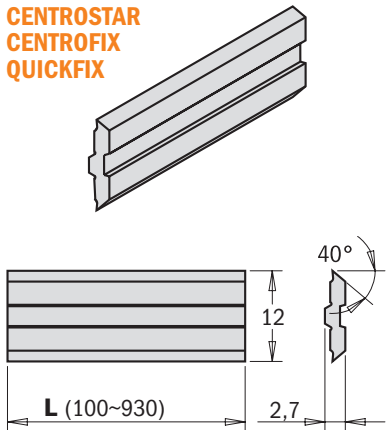
Direct positioning on both the planer table and the tool holder body with detection of the knife position.

Supplied in a solid wooden box

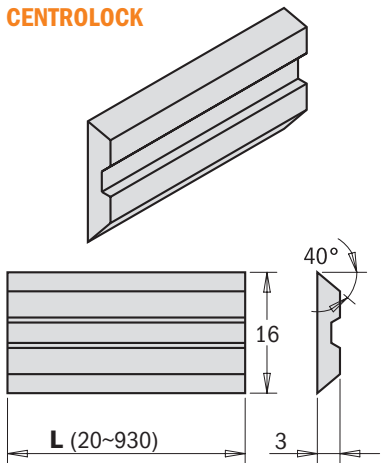
TERSA



**CENTROSTAR
CENTROFIX
QUICKFIX**



CENTROLOCK



2 KNIVES FOR EACH SET

MATERIAL	GOOD	EXCELLENT
Dry Softwood		●
Wet Softwood		●
Dry Hardwood		●
Wet Hardwood		●
Exotic Hardwood	●	

795

TERSA				CENTROSTAR, CENTROFIX, QUICKFIX				CENTROLOCK			
L	H	K	ORDER NO.	L	H	K	ORDER NO.	L	H	K	ORDER NO.
mm	mm	mm		mm	mm	mm		mm	mm	mm	
80 x 10 x 2,3			795.080.10*					20 x 16 x 3			795.020.16*
100 x 10 x 2,3			795.100.10	100 x 12 x 2,7			795.100.12*	80 x 16 x 3			795.080.16*
110 x 10 x 2,3			795.110.10	110 x 12 x 2,7			795.110.12*				
120 x 10 x 2,3			795.120.10	120 x 12 x 2,7			795.120.12				
130 x 10 x 2,3			795.130.10	130 x 12 x 2,7			795.130.12	130 x 16 x 3			795.130.16
150 x 10 x 2,3			795.150.10	150 x 12 x 2,7			795.150.12	150 x 16 x 3			795.150.16
				160 x 12 x 2,7			795.160.12*				
170 x 10 x 2,3			795.170.10	170 x 12 x 2,7			795.170.12*	170 x 16 x 3			795.170.16
180 x 10 x 2,3			795.180.10	180 x 12 x 2,7			795.180.12	180 x 16 x 3			795.180.16
				190 x 12 x 2,7			795.190.12*	190 x 16 x 3			795.190.16
				200 x 12 x 2,7			795.200.12*				
210 x 10 x 2,3			795.210.10					210 x 16 x 3			795.210.16
				220 x 12 x 2,7			795.220.12*				
230 x 10 x 2,3			795.230.10	230 x 12 x 2,7			795.230.12	230 x 16 x 3			795.230.16
								235 x 16 x 3			795.235.16*
				240 x 12 x 2,7			795.240.12	240 x 16 x 3			795.240.16
250 x 10 x 2,3			795.250.10								
260 x 10 x 2,3			795.260.10					260 x 16 x 3			795.260.16
				270 x 12 x 2,7			795.270.12*	270 x 16 x 3			795.270.16
				280 x 12 x 2,7			795.280.12*				
300 x 10 x 2,3			795.300.10								
310 x 10 x 2,3			795.310.10	310 x 12 x 2,7			795.310.12	310 x 16 x 3			795.310.16
330 x 10 x 2,3			795.330.10*								
350 x 10 x 2,3			795.350.10	350 x 12 x 2,7			795.350.12*				
				360 x 12 x 2,7			795.360.12*				
400 x 10 x 2,3			795.400.10	400 x 12 x 2,7			795.400.12				
410 x 10 x 2,3			795.410.10	410 x 12 x 2,7			795.410.12				
420 x 10 x 2,3			795.420.10	420 x 12 x 2,7			795.420.12*				
430 x 10 x 2,3			795.430.10	430 x 12 x 2,7			795.430.12*				
450 x 10 x 2,3			795.450.10	450 x 12 x 2,7			795.450.12*				
500 x 10 x 2,3			795.500.10								
510 x 10 x 2,3			795.510.10	510 x 12 x 2,7			795.510.12				
520 x 10 x 2,3			795.520.10	520 x 12 x 2,7			795.520.12				
530 x 10 x 2,3			795.530.10	530 x 12 x 2,7			795.530.12*				
540 x 10 x 2,3			795.540.10								
610 x 10 x 2,3			795.610.10	610 x 12 x 2,7			795.610.12				
				620 x 12 x 2,7			795.620.12				
630 x 10 x 2,3			795.630.10	630 x 12 x 2,7			795.630.12				
635 x 10 x 2,3			795.635.10								
640 x 10 x 2,3			795.640.10	640 x 12 x 2,7			795.640.12				
650 x 10 x 2,3			795.650.10	650 x 12 x 2,7			795.650.12*				
710 x 10 x 2,3			795.710.10	710 x 12 x 2,7			795.710.12*				
				810 x 12 x 2,7			795.810.12*				
860 x 10 x 2,3			795.860.10*								
910 x 10 x 2,3			795.910.10*								
930 x 10 x 2,3			795.930.10	930 x 12 x 2,7			795.930.12*	930 x 16 x 3			795.930.16

*While supplies last

TECHNICAL DETAILS:

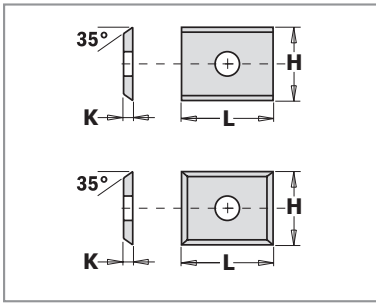
HPS® was especially developed for the woodworking industry. The Thyssen-Krupp heat treatment division developed a special heat treatment system in a modern high vacuum oven which gives this steel its special attributes and renders it an outstanding alternative to HSS steels. The main advantages are:

- superb wear resistance
- maximum level of toughness
- resistance to softening
- easy to profile
- long lasting tested

Test result: Wood=Oak, Spinadle speed=6000 rpm, feed=24 meter/min
 = Result HPS® 17500 meters.
 = Result HSS 10000 meters.

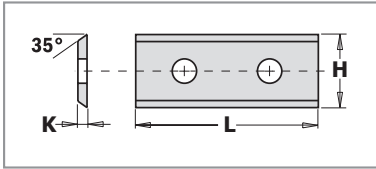


HWM Reversible Knives



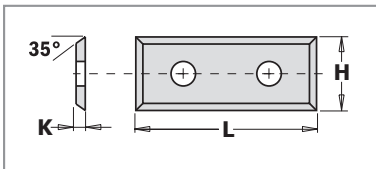
790 Standard Reversible Knives 2 Cutting Edges

L mm	H mm	K mm	A	F1730	S2020	U2300	N2550
7,5	12	1,5	35°	790.075.00			
7,65	12	1,5	35°	790.076.00			
9,6	12	1,5	35°	790.096.00			
15	12	1,5	35°	790.150.00			
19,5	12	1,5	4/35°	790.195.12			
20	12	1,5	35°	790.200.00	790.200.02	790.200.03	



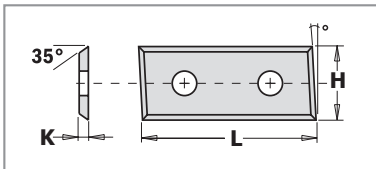
790 Standard Reversible Knives 2 Cutting Edges

L mm	H mm	K mm	A	F1730	S2020	U2300	N2550
24,7	12	1,5	35°	790.250.00			
30	12	1,5	35°	790.300.00	790.300.02	790.300.03	790.300.04
30	12	1,5	45°	790.300.20			
40	12	1,5	35°	790.400.00	790.400.02	790.400.03	
50	12	1,5	35°	790.500.00	790.500.02	790.500.03	790.500.04
60	12	1,5	35°	790.600.00		790.600.03	



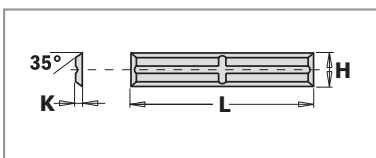
790 Standard Reversible Knives 4 Cutting Edges

L mm	H mm	K mm	A	F1730	S2020	U2300	N2550
29,5	9	1,5	35°	790.295.09			
29,5	12	1,5	35°	790.295.12			
39,5	9	1,5	35°	790.395.09			
39,5	12	1,5	35°	790.395.12			
49,5	9	1,5	35°	790.495.09			
49,5	12	1,5	35°	790.495.12			



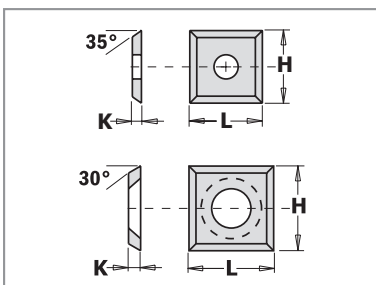
790 Standard Reversible Knives 4 Cutting Edges

L mm	H mm	K mm	A	F1730	S2020	U2300	N2550
28,3	12	1,5	35°	790.283.12			
48,3	12	1,5	35°	790.483.12			



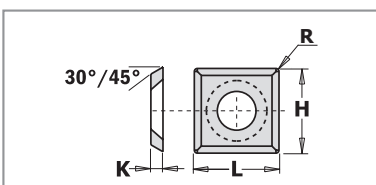
790 Standard Reversible Knives 4 Cutting Edges

L mm	H mm	K mm	A	F1730	S2020	U2300	N2550
20	4,1	1,1	35°	790.200.01			
30	5,5	1,1	35°	790.300.01			
50	5,5	1,1	35°	790.500.01			



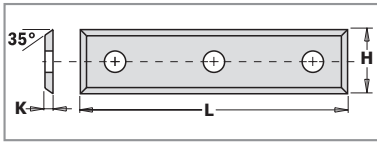
790 Standard Reversible Knives 4 Cutting Edges

L mm	H mm	K mm	A	F1730	S2020	U2300	N2550
12	12	1,5	35°	790.120.00	790.120.02	790.120.03	
13,6	13,6	2	30°	790.136.00			
14	14	1,2	30°	790.140.10			
14	14	2	30°	790.140.00		790.140.03	
14	14	2	30°		790.140.02		



790 Standard Reversible Knives 4 Cutting Edges

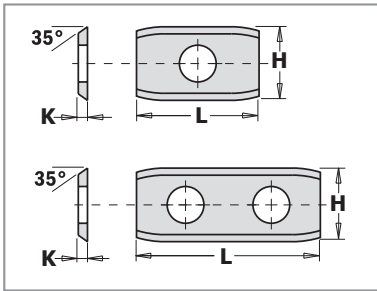
L mm	H mm	K mm	A	F1730	S2020	U2300	N2550
14	14	2	R/30°	790.140.20			



790 Standard Reversible Knives 4 Cutting Edges

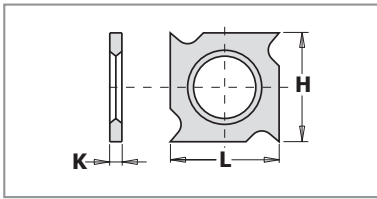


L	H	K	A	ORDER NO.			
mm	mm	mm		F1730	S2020	U2300	N2550
50 x 9 x 1,5			35°	790.500.09			



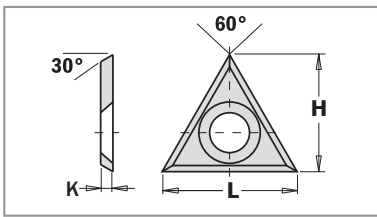
790 Standard Reversible Knives 2 Cutting Edges

L	H	K	A	ORDER NO.			
mm	mm	mm		F1730	S2020	U2300	N2550
20 x 12 x 1,5			35°	790.201.00			
30 x 12 x 1,5			35°	790.301.00			
50 x 12 x 1,5			35°	790.501.00			



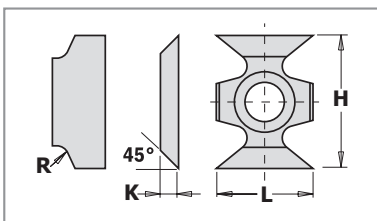
790 Standard Reversible Knives 4 Cutting Edges

L	H	K	A	ORDER NO.			
mm	mm	mm		F1730	S2020	U2300	N2550
18 x 18 x 1,95				790.181.00			
18 x 18 x 2,45				790.182.00			



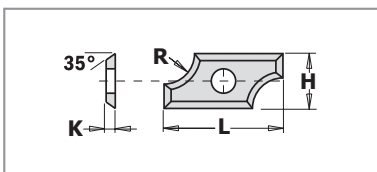
790 Standard Reversible Knives 30°

L	H	K	A	ORDER NO.			
mm	mm	mm		F1730	S2020	U2300	N2550
22 x 19 x 2			30°	790.220.02			



790 Edge Rounding/Chamfering Reversible Knives

L	H	K	R	A	ORDER NO.			
mm	mm	mm	mm		F1730	S2020	U2300	N2550
16 x 22 x 5			1,5		790.161.00			
16 x 22 x 5			2		790.162.00			
16 x 22 x 5			3		790.163.00			
16 x 22 x 5				45°	790.160.00			



790 Profiled Rounding Reversible Knives 4 Cutting Edges

L	H	K	R	A	ORDER NO.			
mm	mm	mm	mm		F1730	S2020	U2300	N2550
19,5 x 9 x 1,5			2	35°	790.020.00			
19,5 x 9 x 1,5			3	35°	790.030.00			
19,5 x 9 x 1,5			5	35°	790.050.00			
24 x 12 x 1,5			6,4	35°	790.064.00			
24 x 12 x 1,5			8	35°	790.080.00			

MATERIAL	F1730	S2020	U2300	N2550
Dry softwood	●			
Wet softwood	●			
Dry hardwood	●	●		
Wet hardwood	●	●		
Chipboard		●	●	●
MDF		●	●	●
HDF			●	●
Solid surface				●

● Suitable

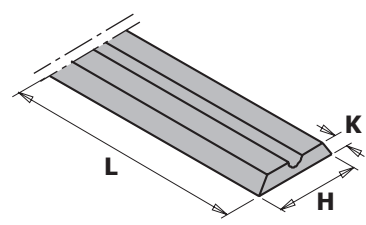
TECHNICAL DETAILS:

- F1730** Hardness (HV10): 1.760 - Transverse rupture strength (N/mm²): 2.100
- S2020** Hardness (HV10): 1.680 - Transverse rupture strength (N/mm²): 3.700
- U2300** Hardness (HV10): 2.300 - Transverse rupture strength (N/mm²): 3.500
- N2550** Hardness (HV10): 2.550 - Transverse rupture strength (N/mm²): 3.200

All knives are supplied in a 10 pc. case.



HWM Reversible Knives for Portable Planers



10-PCS. CASE



2-PCS. BLISTER CASE

(790.755/790.780/790.806/790.805/790.820)

790

L mm	H mm	K mm	MACHINE	MODEL MACHINE	ORDER NO. 2 pcs. blister case	ORDER NO. 10 pcs. blister case
56,0	5,5	1,1	Adler			790.560.00
60,0	5,5	1,1	Wegoma			790.600.01
75,5	5,5	1,1	Aeg	HTH75	790.755	790.755.00
			Black & Decker	DN75, 750SR, 600K		
			Bosch	0590, P400, 1590,1591		
			Festo	REP75		
			Haffner	FH222		
			Holz-Her	2223, 2286, 2320		
			Kress	Jet-Star 6701, 6702		
			Mafell	HU75		
			Metabo	6375		
			Scheer	MH75/3, MH80		
			Skil	98H		
78,0	5,5	1,1	Virutex		790.780	790.780.00
80,5	5,9	1,2	Elu	MFF40, MFF80, MFF81, MFF81EK, PF161	790.806	790.805.00
80,5	5,5	1,1	Elu	MFF80	790.805	790.805.01
			Aeg			
			Bosch			
			Haffner			
82,0	5,5	1,1	Aeg	EH82, EH825, EH822, EH450, EH700, EH82-1, H500, H750, EH700R	790.820	790.820.00
			Black & Decker	DN76		
			Bosch	PHO 100/150, PHO 200/300 4387, PHO 2-82/3-82, Gustav, H00882		
			Casals	CE82		
			DeWalt	DW678, DW678EK, DW680		
			Elu	HH15, HH40, HH40K, HH40EK		
			Fein	HS2151		
			Felisatti	TP282		
			Haffner	FH224		
			Hitachi	F20, F20A, FP20A, P20V, P20SA		
			Holz-Her	2321, 2322		
			Legna	R82, G82		
			Mafell	EHU82, MHU82		
			Makita	1001, 1100, 1125B, 1900B, 1901, 1923B, 1923H, 1923HO		
			Metabo	4382, 8382, 0882, 0883, E0983		
			Perless	HHB82B		
			Peugeot	RA400, 82RAC, RA82CS, BR82 BRA1-82, BRA3-82, RA1082CA		
			Ryobi	L1323-A		
			Skil	H92, H94, H95, H96, H97 1506, 1510		
			Stayer	980B		
92,0	5,5	1,2	Aeg	450		790.920.00
			Hitachi	F30A, FU30		
			Ryobi	L120N, L150N, L1205N, L1323		
102,0	5,5	1,1	Aeg	HB750, EH102, HBE800		790.992.00

TECHNICAL DETAILS:

- Order no. ISO: K40
- Hardness (HV10): 1.400
- Transverse rupture strength (N/mm²): 2.600

APPLICATION:

- Softwood Good
- Hardwood Suitable
- Plywood Suitable




ROUTER BITS & SETS

PRODUCTS	PAGE
Straight & Spiral Bits	122~131
Trimmer & Profiler Bits	132~143
Rebater Bits	144~146
Slotting & Grooving Bits	147~151
Jointing Bits	152~159
Dovetail Bits	160~162
Lettering, "V" Groove & Chamfer Bits	163~168
Drawer Pull & Radius Bits	169~172
Ovolo & Rounding Over Bits	172~174
Bead & Ogee Bits	175~183
Molding Bits	183~188
Panel Bits	188~194
Solid Surface Bits	195~201
Router Bit Sets	202~213

BUILDING THE WORLD'S FINEST CUTTING TOOLS

We built our foundations - and our reputation for high quality - on the craftsman-like manufacturing of boring bits and router bits. Times have changed and technology has completely altered the way things are done, and in this regard CMT is no exception. Our facilities have been newly renovated and our equipment today represents the most advanced technology available on the market, but we still make and will continue to make routers and boring bits with all the skill and care that we always have.



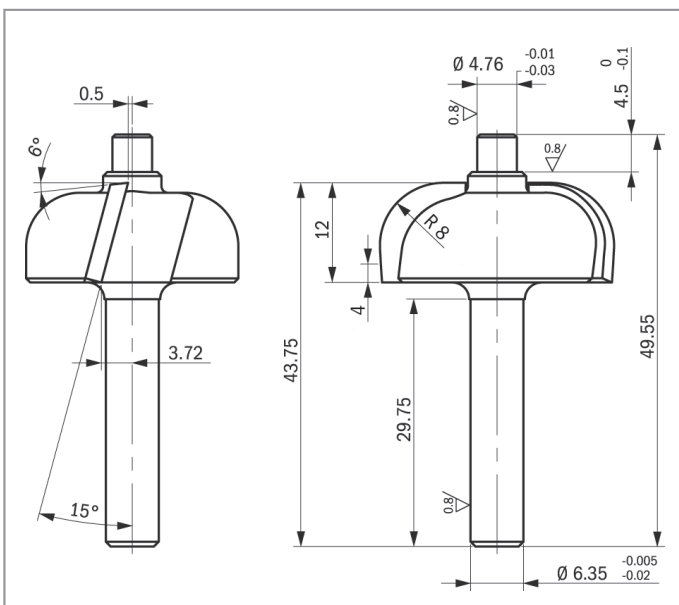
DESIGN

We engineer each tool with a purpose in mind. Years of developing high performance tools means that many of our top-selling tools are tried and true, the result of continuously perfecting each design, but we don't stop there. New materials, new profiles and new methods of working keep emerging. At CMT, we want to stay on the cutting edge of what's new in the industry so our technical department constantly evaluates current market developments and, by using state of the art software and years of experience, designs tools that are worthy of the CMT brand.

MATERIALS

Essentially, the main components of a router bit are just two: steel and carbide. If either of these is less than the best, the tool we make will show it. We've researched steel and carbide since the beginning, and found exactly what we were looking for:

Superior Steel. All our steel comes from right above the border, in Switzerland, where they use an exclusive hot drawing process to forge the solid bar stock we use to manufacture our router bit shanks and bodies. The result is steel that is superior in strength and exceptionally resistant to fatigue and abrasion.



High-Grade Tungsten Carbide. If steel is what gives our tools strength, carbide is what gives them intelligence. The capacity of the carbide tip to cut precisely and to last a long time is critical for the performance of any tool, so at CMT we use only premium micrograin carbide from Luxembourg to make the tips for our router bits.

MANUFACTURING

Turning, Milling and Cutting. Our biggest investment in recent years has been in upgrading production. Today, all machinery at CMT is fully automated. CNC machines run by specially trained operators who make sure that the shanks and bodies of our router bits and boring bits are accurate and perfectly balanced.



Heat Forged Steel Bodies for Large Diameter Bits. No router bits are exactly the same, sometimes not even in the way they are made. Certain bits require a few more steps than others, like heat forging the steel of larger diameter bits before turning it down into precise bit bodies. This extra step produces a radial grain orientation which gives large diameter bits extra strength and durability.

Brazing. We have pioneered the art of brazing. Not only does our unique custom-designed computerized brazing equipment help eliminate the inconsistencies found in old fashioned hand brazing, but our silver-copper-silver brazing 'sandwich' provides a tight bond between the steel and the carbide, with a shock absorbing effect to protect the carbide tips when cutting harder woods.

Specially Formulated Carbide for Specific Applications. You have to cut every kind material, so we make sure that our carbide tips can handle each individual job. This means specially formulating the carbide of each tool so that the compositions vary from being super hard (for tough cutting jobs like laminates) to being less hard (to absorb the impact when cutting large profiles) and everything in between.

Grinding and Sharpening. The final step in the production process is no different from the rest: sharpening and grinding are done to extreme precision on multi-axis CNC machines. Each bevel and angle is ground or sharpened to the micron, to produce a cutting edge that is both razor sharp yet extremely durable.



680°C in seconds - and the brazing is complete.

QUALITY CONTROL

In even the most carefully done task, there's always room for error. However at CMT, we take measures to prevent even this. We always manually check the quality of our tools at each step of the manufacturing process, and we still make test cuts with rail & stile bits to make sure the cut fits. However, now we also use a fully automatic measuring process that measures every dimension of the tool without actually coming into contact with it, to make sure that the tool measurements are accurate and that the profiles conform precisely to technical specifications. We also use this system to gauge the wear and tear on the CNC machines.



CMT's fully automatic measuring system.

WHAT'S THE SECRET TO FLAWLESS EDGE PROFILES WITH NO REWORK?

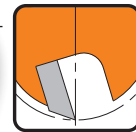
WOOD MAGAZINE
Best Overall
WOOD'S CHOICE 1994 ROUTER BITS

CMT Overall Rating 10!
Top Performing Router Bits



**MULTI-AXIS GRINDING
 CREATES A 3X LONGER
 LASTING MIRROR FINISH**

Each cutting edge is precisely sharpened to the micron, in order to produce a cutting angle, which is razor sharp, yet extremely durable.



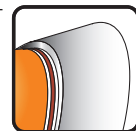
ANTI-KICKBACK DESIGN

Controls depth of cut and minimizes the chance of kickback, reducing your risk of injury.



**SINTERHIP
 HI-DENSITY
 INDUSTRIAL CHROME
 CARBIDE™**

New process called SinterHIP (Hot Isostatic Pressing), helps prevent material failure and increases cutting life.



TRI-METAL BRAZING

Our Silver-Copper-Silver brazing protects the carbide tip when cutting harder wood or wood composites and reduces the chance of failed welds.



**NON-STICK
 ORANGE SHIELD
 COATING™**

Prevents bit from heating up, reduces pitch build-up, protects against corrosion and provides a longer bit life.



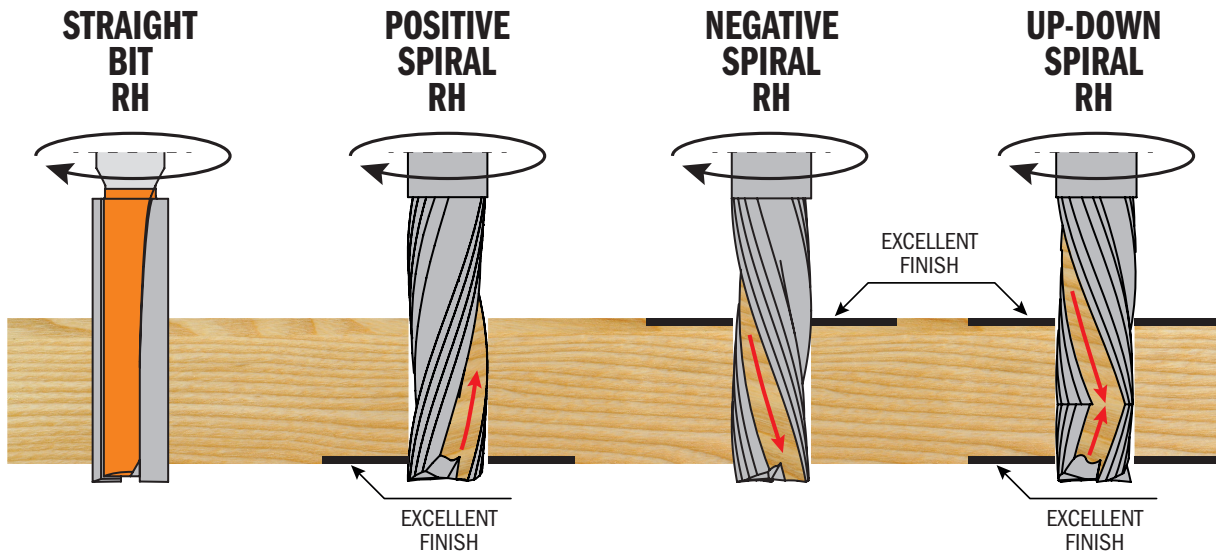
Deluxe packaging



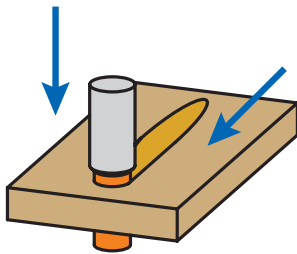
**HQ
 STEEL
 SUPERIOR
 HIGH-STRENGTH STEEL**

We use high-quality, solid bar stock sourced from Switzerland, which provides exceptional resistance to fatigue and abrasion.

CUTTING EDGE TYPE

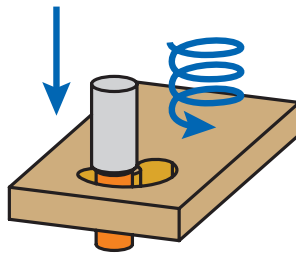


RECOMMENDED PLUNGING METHOD

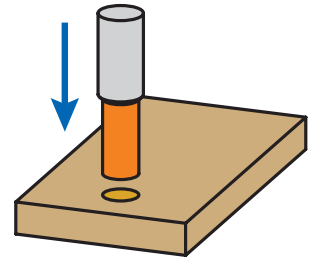


RAMP PLUNGING

These methods are recommended for sizing and grooving tools.



SPIRAL PLUNGING



AXIAL PLUNGING

Router bits with mainly negative cutting shear angles, negative spiral, and router bits without plunging cutter are not suitable for axial plunging!

PROBLEM SOLVING

PROBLEM

SOLUTIONS

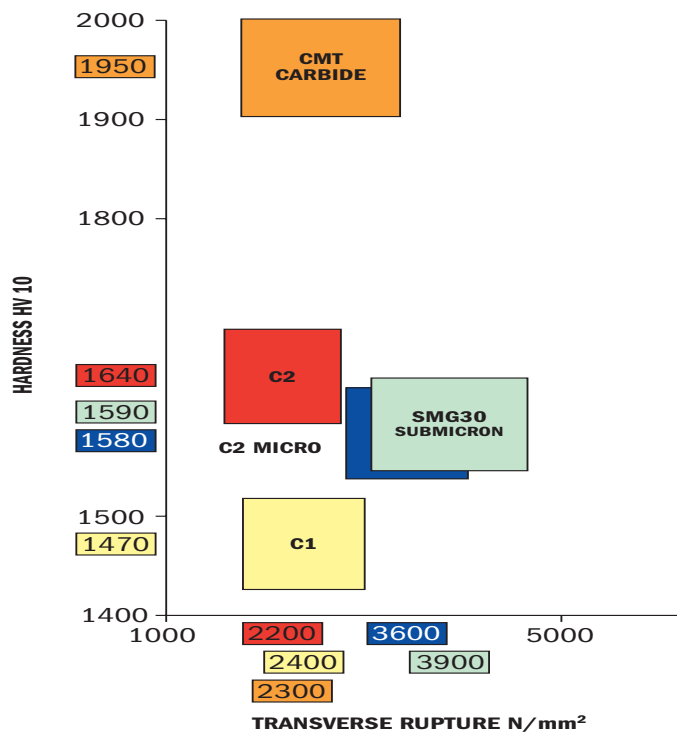
Bad finishing
Cutting edge wear
Cutting edge burns
Cutting edge debris
Vibrations
Cutter breakage

<ul style="list-style-type: none"> • Cutting depth • Vibrations
<ul style="list-style-type: none"> • Rotation speed • Vibrations
<ul style="list-style-type: none"> • Rotation speed • Number of cutting-edges
<ul style="list-style-type: none"> • Cutting depth
<ul style="list-style-type: none"> • Rotation speed • Cutting depth
<ul style="list-style-type: none"> • Feed speed • Cutting depth • Vibrations

INCREASE
<ul style="list-style-type: none"> • Rotation speed • Dust extraction • Number of cutting edges • Clamping cutter/chuck
<ul style="list-style-type: none"> • Cutting advancement
<ul style="list-style-type: none"> • Feed speed
<ul style="list-style-type: none"> • Rotation speed • Feed speed • Dust extraction
<ul style="list-style-type: none"> • Machine firmness • Workpiece firmness
<ul style="list-style-type: none"> • Shank diameter • Collet clamping • Change tool material (solid carbide or Densimet®)


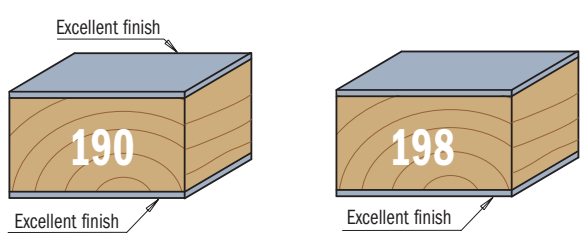
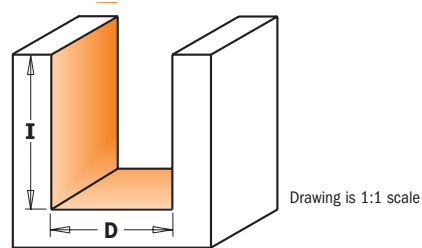
DECREASE

Solid Carbide Spiral Bits



Due to their spiral cutting edge which stays in continuous contact with the workpiece, these bits give a smooth, chatter-free cutting action, unlike conventional bits which have intermittent contact with the workpiece. Unsurpassed for cleaner cuts in ordinary or difficult materials, softwood, hardwood, plywood, composites etc. This new range of spiral bits with 6 - 8 - 12mm and 6,35 - 12,7mm shanks allow them to be used with a C.N.C. router and hand-routers.

Test check yourself the extraordinary quality-price ratio of these bits!




190 Upcut & Downcut Spiral



D mm	I mm	I1 mm	L mm	Z	ORDER NO. S=Ø8mm	ORDER NO. S=Ø9,52mm	ORDER NO. S=Ø10mm	ORDER NO. S=Ø12mm	ORDER NO. S=Ø12,7mm
8	32	7	80	2+2	190.080.11				
9,52	28,6	7	76,2	2+2		190.504.11			
10	32	7	80	2+2			190.100.11		
10	42	7	90	2+2			190.101.11		
new 12	42	7	90	2+2				190.120.11	
new 12	52	7	100	2+2				190.121.11	
12,7	25,4	16	76,2	2+2					190.505.11
12,7	28,6	16	76,2	2+2					190.506.11
12,7	34,9	16	88,9	2+2					190.507.11
12,7	41,3	16	101,6	2+2					190.508.11

Up & Downcut Mortising Bits

9,52	22,2	4,8	76,2	2+2		190.513.11			
9,52	25,4	5,2	76,2	3+3		190.813.11			
12	25,4	5,2	83	3+3				190.320.11	
12,7	22,2	5,2	76,2	2+2					190.515.11
12,7	34,9	5,2	88,9	2+2					190.517.11



198 Upcut

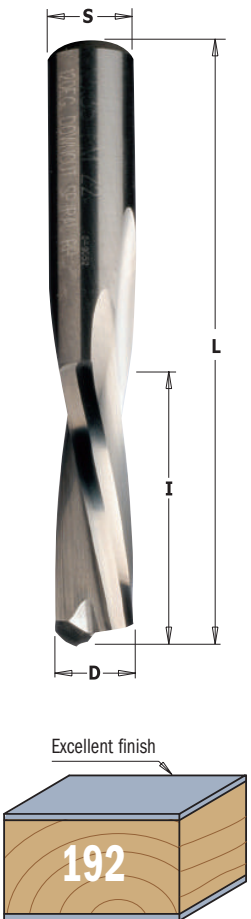


D mm	I mm	L mm	ORDER NO. S=Ø6mm	ORDER NO. S=Ø6,35mm	ORDER NO. S=Ø8mm	ORDER NO. S=Ø12mm	ORDER NO. S=Ø12,7mm
3,18	12,7	50,8		198.001.11			
4,76	15,87	50,8		198.005.11			
6	22	60	198.060.11				
6,35	19,05	50,8		198.007.11			
6,35	25,4	63,5		198.008.11			
8	22	70			198.080.11		
new 8	32	80			198.081.11		
12	32	83				198.120.11	



191 Upcut Spiral

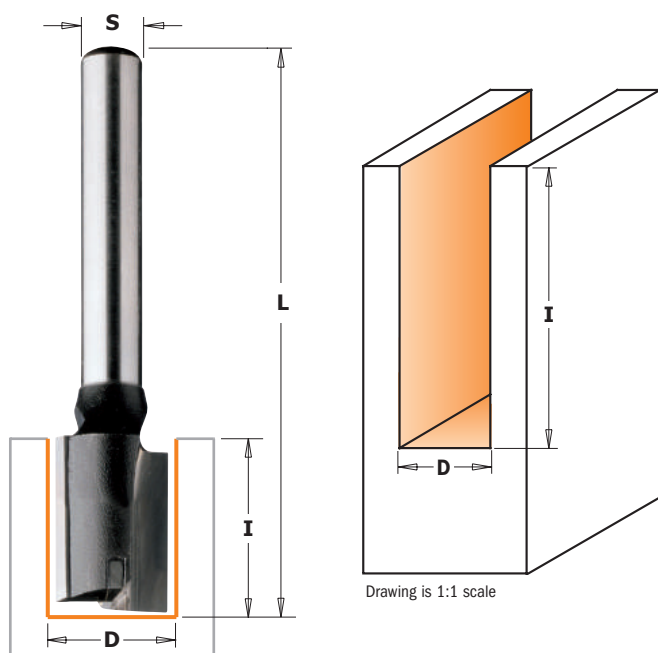

D mm	I mm	L mm	ORDER NO. S=Ø6mm	ORDER NO. S=Ø6,35mm	ORDER NO. S=Ø8mm	ORDER NO. S=Ø12mm	ORDER NO. S=Ø12,7mm
3	12	60	191.630.11		191.830.11		
3,18	12,7	50,8		191.001.11			
3,5	12	60	191.635.11				
3,97	12,7	50,8		191.003.11			
4	15	60	191.640.11		191.840.11		
4,76	19,05	50,8		191.005.11			
5	17	60	191.650.11		191.850.11		
6	27	70	191.060.11		191.860.11		
6,35	19,05	50,8		191.007.11			
6,35	25,4	63,5		191.008.11			
7	32	80			191.870.11		
7,94	25,4	76,2					191.501.11
8	22	70			191.080.11		
8	32	80			191.081.11		
8	42	90			191.082.11		
9	32	83				191.890.11	
9,53	31,75	76,2					191.503.11
10	32	80			191.800.11		
10	32	83				191.900.11	
10	42	90				191.901.11	
12	35	83			191.820.11	191.120.11	
12	42	90				191.121.11	
12	52	100				191.122.11	
12,7	31,75	76,2					191.505.11
12,7	38,1	88,9					191.506.11
12,7	50,8	101,6					191.507.11



192 Downcut Spiral



D mm	I mm	L mm	ORDER NO. S=Ø6mm	ORDER NO. S=Ø6,35mm	ORDER NO. S=Ø8mm	ORDER NO. S=Ø12mm	ORDER NO. S=Ø12,7mm
3	12	60	192.630.11		192.830.11		
3,18	12,7	50,8		192.001.11			
3,97	12,7	50,8		192.003.11			
4	15	60	192.640.11		192.840.11		
4,76	19,05	50,8		192.005.11			
5	17	60	192.650.11		192.850.11		
6	27	70	192.060.11		192.860.11		
6,35	19,05	50,8		192.007.11			
6,35	25,4	63,5		192.008.11			
7,94	25,4	76,2					192.501.11
8	22	70			192.080.11		
8	32	80			192.081.11		
8	42	90			192.082.11		
9,53	31,75	76,2					192.503.11
10	32	80			192.800.11		
10	32	83				192.900.11	
12	35	83			192.820.11	192.120.11	
12,7	31,75	76,2					192.505.11
12,7	38,1	88,9					192.506.11
12,7	50,8	101,6					192.507.11



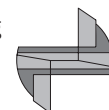
174-177

These industrial straight bits are made from stainless steel specifically created to support hard work on route machines and CNC routers. The cutting plunging edge allows you to execute any kind of drilling and trimming jobs on soft and hardwood, wood composites and also plastic and laminated materials.

APPLICATION: used for drilling, grooving or jointing solid wood and wood composites. Can be used on machining centres, CNC routers and hand-held routers equipped with chucks or adaptors.

Plunge Centre Tip


This particular kind of cutting plunging edge allows long-lasting performance on drilling operations.



D mm	I mm	L mm	ORDER NO. S=∅12mm
10	35	90	177.100.11
12	35	90	177.120.11
12	50	100	177.121.11
14	35	90	177.140.11
16	35	90	177.160.11
16	60	110	177.161.11
18	35	90	177.180.11
18	60	110	177.181.11
20	35	90	177.200.11
22	35	90	177.220.11
24	35	90	177.240.11
25	35	90	177.250.11
26	35	90	177.260.11
28	35	90	177.280.11
30	35	90	177.300.11
35	35	90	177.350.11

• HWM

D mm	I mm	L mm	ORDER NO. S=∅8mm
• 3	10	55	174.030.11
• 4	10	55	174.040.11
• 5	12	55	174.050.11
• 6	14	55	174.060.11
• 7	20	55	174.070.11
8	20	55	174.080.11
8	30	70	174.081.11
8	40	90	174.082.11
9	20	55	174.090.11
10	20	60	174.100.11
10	30	70	174.102.11
10	40	90	174.101.11
11	20	60	174.110.11
12	20	60	174.120.11
12	30	70	174.122.11
12	40	90	174.121.11
13	20	60	174.130.11
14	20	60	174.140.11
14	30	70	174.142.11
14	40	90	174.141.11
15	20	60	174.150.11
16	20	70	174.160.11
16	30	70	174.162.11
16	40	90	174.161.11
18	20	70	174.180.11
18	30	70	174.181.11
18	40	80	174.182.11
19	20	70	174.190.11
20	20	70	174.200.11
20	30	70	174.201.11
20	40	90	174.202.11
22	20	70	174.220.11
22	30	70	174.221.11
22	40	90	174.222.11
24	20	70	174.240.11
24	30	70	174.241.11
24	40	90	174.242.11
25	20	70	174.250.11
26	20	70	174.260.11
26	30	70	174.261.11
28	20	70	174.280.11
28	30	70	174.281.11
29	20	70	174.290.11
30	20	70	174.300.11

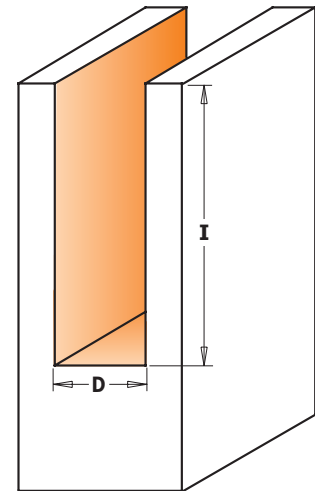



7/8/912

SAFETY PRECAUTIONS: never use damaged or worn bits. Always work at the recommended proper feed rate without forcing the bit. Pay particular attention when making the initial cut with a small diameter bit. For best results when working with small diameter bits, make the cut in more than one pass.



The sharpened cutting edge top on 9mm diameter bits and larger allows for short plunging operations.



Drawing is 1:1 scale



Masterpack


D mm	I mm	L mm	ORDER NO. S=Ø6mm	ORDER NO. S=Ø6,35mm	ORDER NO. S=Ø8mm	ORDER NO. S=Ø12mm	ORDER NO. S=Ø12,7mm
• 3	11	60	712.030.11				
• 3,2	12,7	50,8		812.032.11			
• 4	12	60	712.040.11				
• 5	18	60	712.050.11				
• 6	25,4	60	712.060.11	812.060.11	912.060.11		
• 6,35	25,4	60		812.064.11			
• 8	31,7	60	712.080.11	812.080.11	912.080.11		
• 8	31,7	75				912.580.11	
9	31,7	75				912.590.11	
9,5	31,7	63,5		812.095.11			
9,5	31,7	73					812.595.11
10	31,7	60	712.100.11	812.100.11	912.100.11		
10	31,7	70					812.600.11
10	31,7	74				912.600.11	
11,1	31,7	82,5					812.611.11
12	31,7	60	712.120.11	812.120.11	912.120.11		
12	31,7	70					812.620.11
12	38,1	95				912.621.11	812.621.11
12	50,8	108				912.622.11	
12,7	31,7	70		812.127.11	912.127.11		
12,7	38,1	95					812.627.11
12,7	50,8	108					812.628.11
12,7	63,5	111					812.629.11
14	31,7	60	712.140.11	812.140.11	912.140.11		
14	31,7	70				912.640.11	
15	31,7	66	712.150.11	812.150.11	912.150.11		
15	31,7	70				912.650.11	
15,8	31,7	70		812.158.11			
16	31,7	66	712.160.11	812.160.11	912.160.11		
16	31,7	70				912.660.11	812.660.11
18	38,1	80				912.681.11	
19	38,1	82,5				912.690.11	812.690.11
19	50,8	92				912.691.11	812.691.11
20	38,1	80				912.701.11	
22	38,1	80				912.721.11	
10 pc. masterpack							
12,7	50,8	108					812.628.11-X10

• HWM

Straight Bits

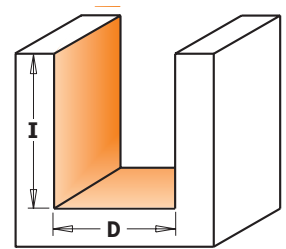
HW HWM Z1 Z2 RH

7/8/911

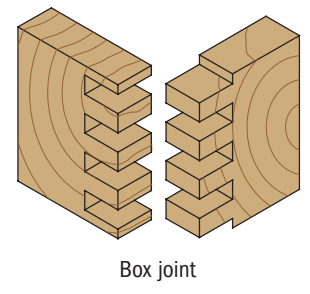
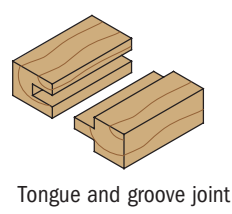
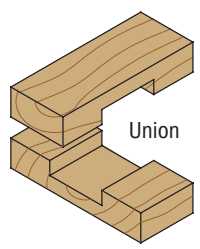
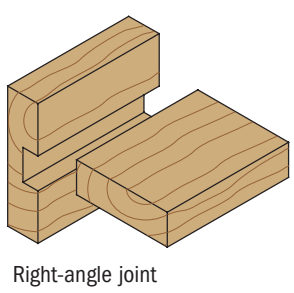
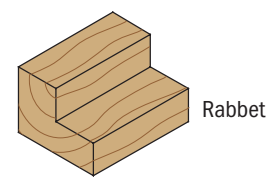
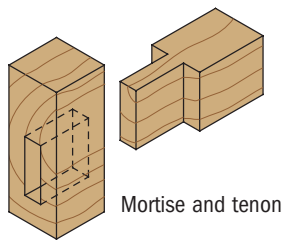
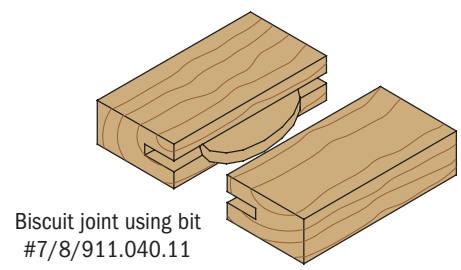


If you are looking to get the most out of your time and money through more efficient production, but want nothing less than a beautiful clean edge on your finished piece, then you definitely must include CMT straight bits in your collection. These razor-sharp, double-faced cutters perfectly synthesize the characteristics and advantages that define quality CMT products. Made of special Fatigue Proof® steel and micro-grain carbide, our straight bits can withstand even the heaviest work load and still give you a smooth, precise cut every time. You also get exceptional chip ejection to allow cleaner and more constant cutting. The surface of all CMT bits is protected with our trademark orange non-stick PTFE coating to help keep the bit from collecting resin, pitch and other residue. Every bit is submitted to strict quality tests to guarantee perfect cutting tolerance, balance and concentricity. CMT bits allow production on an industrial scale using a variety of plywood, composites and natural woods. CMT produces 91 types of straight bits in a wide range of diameters so you can find exactly what you want.

The sharpened cutting edge top on 9mm diameter bits and larger allows for short plunging operations.



Drawing is 1:1 scale



Plywood Groove Set

HW HWM Z2 RH

811



Our plywood groove bits are designed specifically for routing grooves and dadoes for joints in plywood. That means they match the true thickness of plywood, producing tight, accurate joints. Use our 18,2mm bit for 19mm plywood, 12,3mm bit for 12,7mm plywood and our 6mm for 6,35mm ply. No gaps or sloppy joints, guaranteed. These money-saving 3-bit sets are available with 12,7mm or 6,35 shanks.

Example shown in 12,7mm thick plywood

This joint is made with the CMT 12,3mm straight bit in 12,7mm plywood. Notice the precise fit - no gaps.

This joint is made with a regular 12,7mm straight bit in 12,7mm plywood. Notice the extra space and ill fitting joint.

DESCRIPTION	ORDER NO. S=Ø6,35mm	ORDER NO. S=Ø12,7mm
Plywood Groove Set (Ø6 - Ø12,3 - Ø18,2mm)	811.001.11	811.501.11

Straight Bits, Short Series



D mm	I mm	L mm	ORDER NO. S=Ø6mm	ORDER NO. S=Ø6,35mm	ORDER NO. S=Ø8mm	ORDER NO. S=Ø12mm	ORDER NO. S=Ø12,7mm
• 2*	4	45	711.020.11	811.020.11			
• 3	8	45	711.030.11	811.030.11			
• 3	8	50			911.030.11		
• 3	8	58,3				911.530.11	
• 3,2	9,5	45		811.032.11			
• 4	10	58,3				911.540.11	
• 4	10	45	711.040.11	811.040.11			
• 4	10	50			911.040.11		
• 4,75	12,7	50,8		811.047.11			
• 5	12	50	711.050.11	811.050.11	911.050.11		
• 5	12	58,3				911.550.11	
• 6	16	50	711.060.11	811.060.11	911.060.11		
• 6	19	63,5				911.560.11	811.560.11
• 6,35	19	50,8		811.064.11			
• 6,35	19	57,2		811.065.11			
• 6,35	19	63,5					811.564.11
• 7	18	49	711.070.11	811.070.11	911.070.11		
• 7	18	63,5				911.570.11	
• 7,6	20	50			911.076.11		
• 8	20	50	711.080.11	811.080.11	911.080.11		
• 8	25,4	70		811.081.11			
• 8	25,4	70					811.581.11
9	20	48	711.090.11		911.090.11		
9,5	19	50,8		811.095.11			
9,5	25,4	63,5		811.096.11			
9,5	25,4	66,7					811.595.11
10	20	48	711.100.11	811.100.11	911.100.11		
10	25,4	63,5					811.600.11
11	20	48	711.110.11		911.110.11		
12	20	50	711.120.11	811.120.11	911.120.11		
12	25,4	63,5				911.620.11	811.620.11
12,3	25,4	57,2		811.123.11			
12,3	25,4	63,5					811.623.11
12,7	19	57,2		811.127.11			
12,7	25,4	66,7					811.627.11
12,7	31,7	82,5					811.628.11
13	20	57	711.130.11		911.130.11		
14	20	50	711.140.11	811.140.11	911.140.11		
14,2	14,2	57,2		811.142.11			
15	20	57,2	711.150.11	811.150.11	911.150.11		
15,8	19	66,7		811.158.11			
15,8	25,4	63,5					811.660.11
16	20	57,2	711.160.11	811.160.11	911.160.11		
16	25,4	63,5					811.661.11
17	20	50	711.170.11				
18	20	50	711.180.11	811.180.11	911.180.11		
18,2	25,4	57,2		811.182.11			
18,2	25,4	63,5					811.682.11
19	20	57,2	711.190.11	811.191.11	911.190.11		
19	25,4	63,5					811.690.11
20	20	50	711.200.11	811.200.11	911.200.11		
22	20	57,2	711.220.11	811.220.11	911.220.11		
24	20	50	711.240.11		911.240.11		
25	20	50	711.250.11		911.250.11		
25,4	19	50,8		811.254.11			
25,4	31,7	76,2					811.754.11
28,5	31,7	76,2					811.785.11
10 pc. masterpack							
9,5	25,4	63,5					811.096.11-X10

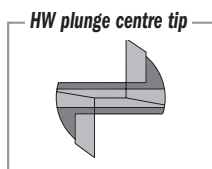
• HWM
* Z1



Masterpack

SAW BLADES
JIG SAW BLADES
SABRE SAW BLADES
TOOLS FOR MULTI-CUTTERS
TOOLS WITH BORE & KNIVES
ROUTER BITS & SETS
CNC ROUTER CUTTER & CHUCKS
INDUSTRIAL DOWEL DRILLS
BITS FOR HAND POWER TOOLS
HOLE SAW BLADE
POWER TOOLS & ACCESSORIES
DISPLAY CABINETS & SPARE PARTS

Straight Cutters with Threaded Shank



TECHNICAL DETAILS:

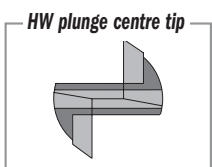

- Super strength steel
- 2 HW alternating precision ground cutting edges [Z2+1]

APPLICATION: ideal for cutting openings for electrical boxes and similar operations in solid wood, wood composites, plastics and laminates. Can be used on machining centres, CNC routers and hand-held routers equipped with chucks or adaptors.

170-171-180-181



D mm	I mm	L mm	ORDER NO. S=M12x1
6	18	60	170.060.11
8	23	60	170.080.11
10	23	60	170.100.11
11	23	60	170.110.11
12	23	60	170.120.11
14	23	60	170.140.11
15	25	60	170.150.11
16	25	60	170.160.11
18	25	60	170.180.11
20	25	60	170.200.11
22	25	60	170.220.11
24	25	60	170.240.11
25	25	60	170.250.11
26	25	60	170.260.11
28	25	60	170.280.11
30	25	60	170.300.11
35	25	60	170.350.11
8	35	67	171.080.11
10	35	67	171.100.11
12	35	67	171.120.11
14	35	67	171.140.11
16	35	67	171.160.11
18	35	67	171.180.11
20	35	67	171.200.11
22	35	67	171.220.11
12	45	77	180.120.11
16	45	77	180.160.11
18	45	77	180.180.11
20	45	77	180.200.11
16	60	92	181.160.11
20	60	92	181.200.11



173-182



D mm	I mm	L mm	ORDER NO. S=M10
6	14	50	173.060.11
8	20	52	173.080.11
10	22	52	173.100.11
12	22	52	173.120.11
14	25	52	173.140.11
15	25	52	173.150.11
16	25	52	173.160.11
18	25	52	173.180.11
20	25	52	173.200.11
22	25	52	173.220.11
25	25	52	173.250.11
30	25	52	173.300.11
8	35	67	182.080.11
10	35	67	182.100.11
12	35	67	182.120.11
14	35	67	182.140.11
16	45	77	182.160.11
18	45	77	182.180.11
20	45	77	182.200.11

5%co HS Spiral Bits for Aluminium Positive Single Flute



Suggested
MAX RPM 12.000

188

HS Z1 RH


D mm	I mm	L mm	ORDER NO. S=Ø8mm
3	12	60	188.030.51
4	12	60	188.040.51
4	40	100	188.041.51
5	14	60	188.050.51
5	40	100	188.051.51
6	14	60	188.060.51
6	40	100	188.061.51
7	14	60	188.070.51
8	14	80	188.080.51
8	40	100	188.081.51
9	14	80	188.090.51
10	14	80	188.100.51
12	14	80	188.120.51

TECHNICAL DETAILS:

- 5%co premium solid HS
- 1 upcut spiral cutting edge
- Upward chip ejection

APPLICATION: these tools feature a single flute design allowing both efficient and effective carving on all types of aluminium. The final result? Higher flexibility than traditional bits, enhanced productivity and high quality finishing.

5%co HS Spiral Bits for Aluminium Positive Single Flute for High Cutting Depth



Suggested
MAX RPM 12.000

189

HS Z1 RH


D mm	I mm	I ₁ mm	L mm	S mm	ORDER NO.
4	46	16	90	8	189.040.51
5	35	18	80	8	189.050.51
5	35	14	120	8	189.051.51
5	55	16	90	8	189.052.51
6	45	16	90	8	189.060.51
8	68	14	100	8	189.080.51
8	55	14	80	8	189.081.51
10	95	14	120	10	189.100.51
10	70	30	100	10	189.101.51

TECHNICAL DETAILS:

- 5%co premium solid HS
- 1 upcut spiral cutting edge
- Upward chip ejection

APPLICATION: these tools feature a single flute design allowing both efficient and effective carving on all types of aluminium. The final result? Higher flexibility than traditional bits, enhanced productivity and high quality finishing.

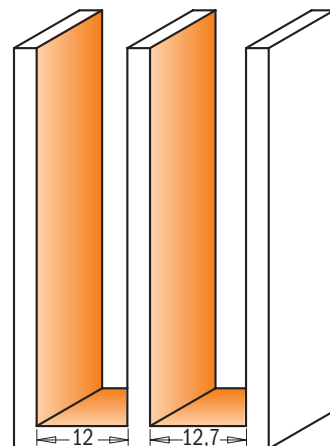
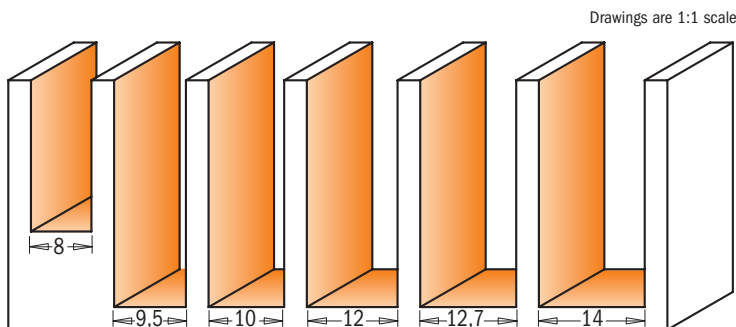
Straight Router Bits with Insert Knives



651-652

Straight router bit with one replaceable mini knife and fixing wedge. Radial and axial groove for better and safe knife insertion. For finishing, routing and grooving in board materials (DTD laminated, MDF and hardwood). For use on portable routers or CNC machining centres.

INSERT CARBIDE Z1 RH 2X LONGER LIFE



D mm	I mm	L mm	ORDER NO. S=Ø6,35mm	ORDER NO. S=Ø8mm	ORDER NO. S=Ø12mm	ORDER NO. S=Ø12,7mm	Spare parts							
8	20	60	651.079.11								790.200.01	651.999.01	990.070.00	991.063.00
8	20	60		651.080.11			790.200.01	651.999.01	990.070.00	991.063.00	790.200.01	651.999.01	990.070.00	991.063.00
8	20	67			651.081.11	651.681.11	790.200.01	651.999.01	990.070.00	991.063.00	790.200.01	651.999.01	990.070.00	991.063.00
9,5	30	70	651.095.11				790.300.01	651.999.02	990.071.00	991.063.00	790.300.01	651.999.02	990.071.00	991.063.00
9,5	30	80				651.695.11	790.300.01	651.999.02	990.071.00	991.063.00	790.300.01	651.999.02	990.071.00	991.063.00
10	30	70		651.100.11			790.300.01	651.999.02	990.071.00	991.063.00	790.300.01	651.999.02	990.071.00	991.063.00
10	30	80			651.101.11	651.701.11	790.300.01	651.999.02	990.071.00	991.063.00	790.300.01	651.999.02	990.071.00	991.063.00
12	30	70		651.120.11			790.300.01	651.999.02	990.071.00	991.063.00	790.300.01	651.999.02	990.071.00	991.063.00
12	30	80			651.121.11	651.721.11	790.300.01	651.999.02	990.071.00	991.063.00	790.300.01	651.999.02	990.071.00	991.063.00
12	50	103			652.121.11	652.621.11	790.500.01	651.999.03	990.016.00	991.060.00	790.500.01	651.999.03	990.016.00	991.060.00
12,7	30	70	651.127.11				790.300.01	651.999.02	990.071.00	991.063.00	790.300.01	651.999.02	990.071.00	991.063.00
12,7	30	80				651.727.11	790.300.01	651.999.02	990.071.00	991.063.00	790.300.01	651.999.02	990.071.00	991.063.00
12,7	50	103				652.628.11	790.500.01	651.999.03	990.016.00	991.060.00	790.500.01	651.999.03	990.016.00	991.060.00
14	30	73		651.140.11			790.300.01	651.999.02	990.071.00	991.063.00	790.300.01	651.999.02	990.071.00	991.063.00

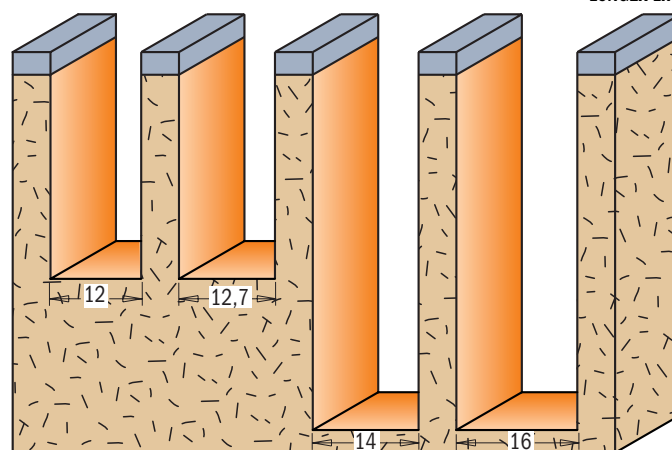
Straight Router Bits with Insert Knives for Laminates



652

Straight trimmer bits with one replaceable knife fixed by Torx screw. For economical specialist applications requiring low down-time. The 29,5x9x1,5mm knives provide a 40mm cutting length when operating in multiple passes. For routing, trimming and grooving on board materials (laminated chipboards, worktop panels and MDF). For use on portable routers.

INSERT CARBIDE Z1 RH 2X LONGER LIFE



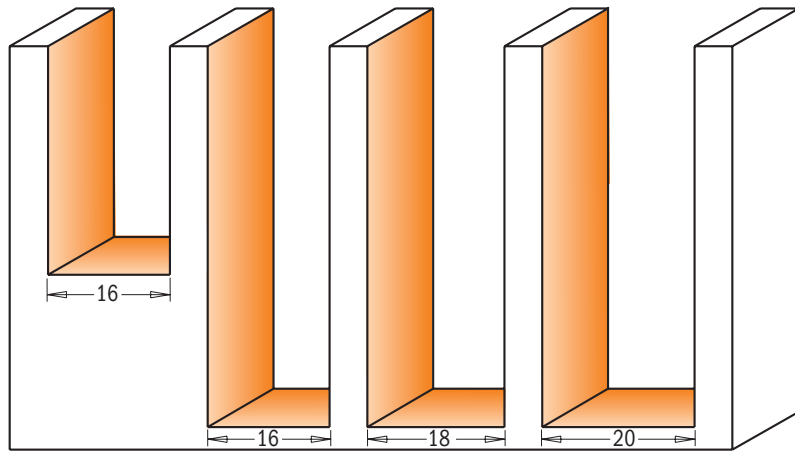
D mm	I mm	L mm	ORDER NO. S=Ø8mm	ORDER NO. S=Ø12mm	ORDER NO. S=Ø12,7mm	Spare parts							
12	29,5	79	652.120.11							790.295.09	990.072.00	991.061.00	
12	39,5	90	652.122.11			790.395.09	990.072.00	991.061.00		790.395.09	990.072.00	991.061.00	
12,7	29,5	89			652.627.11	790.295.09	990.072.00	991.061.00		790.295.09	990.072.00	991.061.00	
14	50	96		652.141.11		790.500.09	990.072.00	991.061.00		790.500.09	990.072.00	991.061.00	
16	50	96		652.161.11		790.500.09	990.072.00	991.061.00		790.500.09	990.072.00	991.061.00	

Straight Router Bits with Insert Knives



653

Straight router bits with a replaceable plunging knife and side knife fixed by a special Torx screw. The tool bodies are precisely balanced. For finishing, routing, plunging and grooving on board materials (laminated chipboards and MDF) and hardwood. For use on portable routers or CNC machining centres.



Drawings are 1:1 scale

D mm	I mm	L mm	ORDER NO.				Spare parts					
			S=Ø8mm	S=Ø12mm	S=Ø12,7mm	S=Ø20mm						
15,8	28,3	92			653.158.11		790.283.12	990.074.00	990.075.00	790.075.00	990.072.00	991.061.00
15,8	48,3	112			653.159.11		790.483.12	990.074.00	990.075.00	790.075.00	990.072.00	991.061.00
16	28,3	82	653.160.11				790.283.12	990.074.00	990.075.00	790.075.00	990.072.00	991.061.00
16	28,3	92		653.161.11		653.661.11	790.283.12	990.074.00	990.075.00	790.075.00	990.072.00	991.061.00
16	48,3	111,5		653.162.11		653.662.11	790.483.12	990.074.00	990.075.00	790.075.00	990.072.00	991.061.00
18	48,3	111,5				653.681.11	790.483.12	990.074.00	990.075.00	790.075.00	990.072.00	991.061.00
20	48,3	111,5				653.701.11	790.483.12	990.074.00	990.075.00	790.096.00	990.072.00	991.061.00

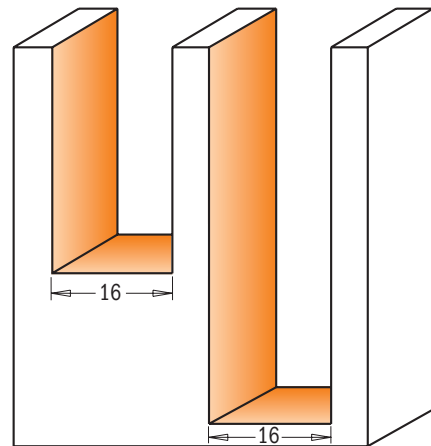
Straight Router Bits with Insert Knives



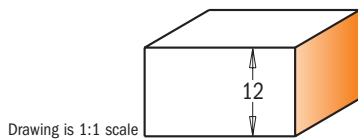
655

654

Straight router bit with two replaceable knives fixed by special Torx screws. Their blades are sharpened on the top with 3° angle for better plunging operations.



Drawings are 1:1 scale



Drawing is 1:1 scale

D mm	I mm	L mm	ORDER NO.				Spare parts		
			S=Ø8mm	S=Ø12mm	S=Ø12,7mm	S=Ø20mm			
16	28,3	76	654.160.11				790.283.12	990.073.00	991.061.00
16	28,3	87		654.161.11	654.661.11		790.283.12	990.073.00	991.061.00
16	48,3	105		654.162.11		654.662.11	790.483.12	990.073.00	991.061.00
19	12	45	655.190.11				790.120.00	990.075.00	991.061.00

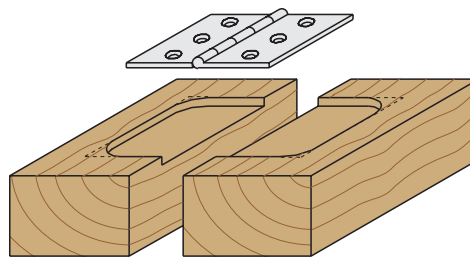
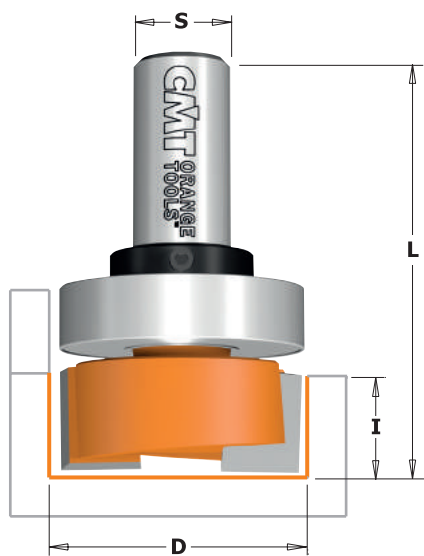
SAW BLADES
JIG SAW BLADES
SABRE SAW BLADES
TOOLS FOR MULTI-CUTTERS
TOOLS WITH BORE & KNIVES
ROUTER BITS & SETS
CNC ROUTER CUTTER & CHUCKS
INDUSTRIAL DOWEL DRILLS
BITS FOR HAND POWER TOOLS
HOLE SAW BLADE
POWER TOOLS & ACCESSORIES
DISPLAY CABINETS & SPARE PARTS

Mortising Bits

7/8/901B

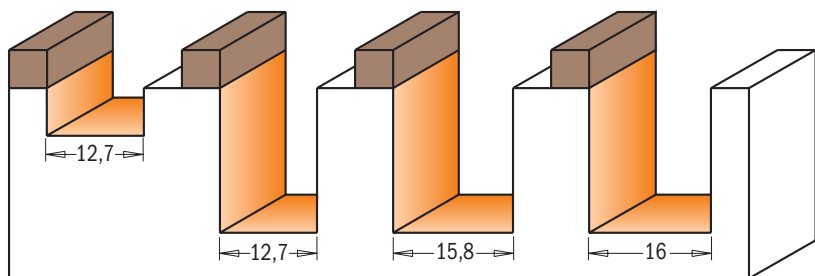


Equipped with thick carbide tips and negative shear angle design, CMT mortising bits guarantee you flawless performance. Mortise perfect hinges with no splintered edges or rough bottoms. They also make an easy job on both natural wood and wood composites. Fit most popular mortising jigs. The CMT mortising bit with top bearing guide is the perfect bit for sign making or any kind of template work.

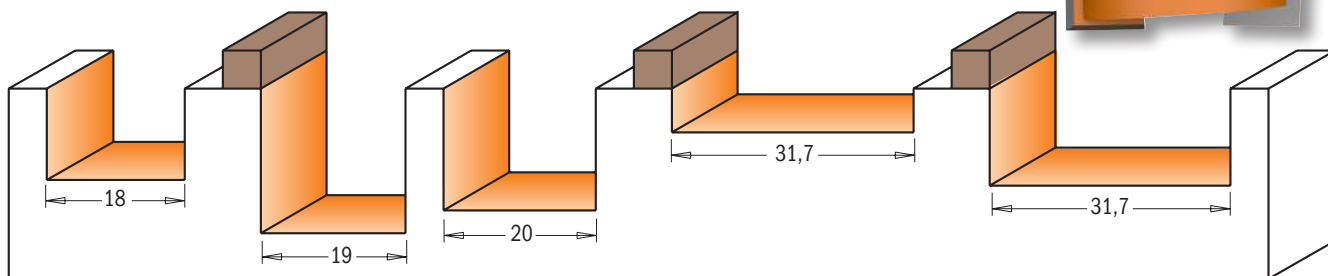


Example of usage of a CMT mortising bit to fit a hinge.

7/8/901



Drawings are 1:1 scale



D	I	L	ORDER NO.	ORDER NO.	ORDER NO.	ORDER NO.	ORDER NO.
mm	mm	mm	S=Ø6mm	S=Ø6,35mm	S=Ø8mm	S=Ø12mm	S=Ø12,7mm
12,7	6,35	41		801.128.11			
12,7	19	54	701.127.11	801.127.11	901.127.11		
12,7	19	60				901.627.11	801.627.11
15,8	19	57		801.158.11			
16	19	54	701.160.11		901.160.11		
18	16	48	701.180.11		901.180.11		
19	19	54	701.190.11	801.190.11	901.190.11		
19	19	57					801.690.11
20	16	48	701.200.11		901.200.11		
31,7	5,7	63					801.818.11
31,7	12,7	48		801.317.11			
31,7	12,7	54				901.817.11	801.817.11

With Top Bearing

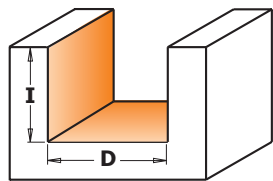

12,7	6,35	41		801.128.11B			
12,7	19	54		801.127.11B			
15,8	19	57		801.158.11B			
16	19	54			901.160.11B		
19	19	54	701.190.11B				
19	19	54		801.190.11B			
31,7	5,7	63					801.818.11B
31,7	12,7	54					801.817.11B

Spare parts



791.010.00	541.001.00	991.056.00
791.010.00	541.001.00	991.056.00
791.009.00	541.001.00	991.056.00
791.025.00	541.004.00	991.056.00
791.007.00	541.003.00	991.056.00
791.004.00	541.001.00	991.056.00
791.015.00	541.002.00	991.056.00
791.015.00	541.002.00	991.056.00

Hinge Recesser Bits

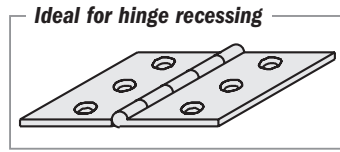


Drawing is 1:1 scale

7/902

CMT hinge recesser bits are ideal for shallow lateral routing cuts such as recessing hinges.

SHOP TIPS: corners will require final square with a hand or a corner chisel.



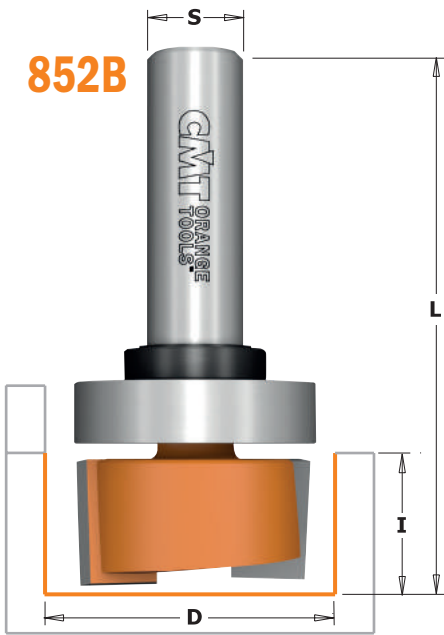
The special construction allows good chip clearance and plunging.



D mm	I mm	L mm	ORDER NO. S=Ø6mm	ORDER NO. S=Ø8mm
12	12	38	702.120.11	902.120.11
13	12	38	702.130.11	902.130.11
14	12	38	702.140.11	902.140.11
15	12	38	702.150.11	902.150.11
16	12	38	702.160.11	902.160.11
18	12	38	702.180.11	902.180.11
20	11	38	702.200.11	902.200.11
22	11	38	702.220.11	902.220.11
23	11	38	702.230.11	902.230.11
24	11	38	702.240.11	902.240.11
25	11	38	702.250.11	902.250.11

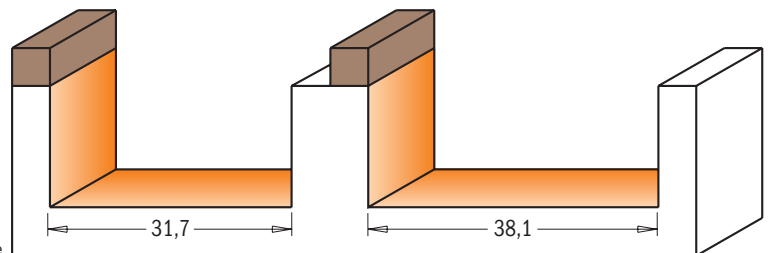
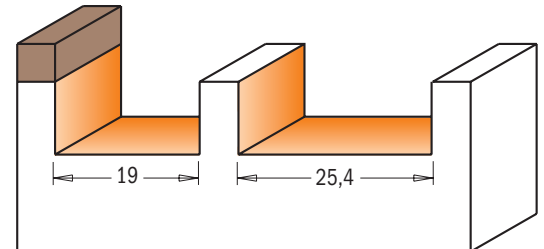
Dado & Planer Bits

852B



852

Constructed with thick carbide tips and downward shear angle design, CMT mortising bits give you flawless performance. The negative shear angle of the cutting edges pushes the wood fibers down as they cut, allowing you to rout perfect hinge mortises with no splintered edges or rough bottoms. They also make an easy job on both natural wood and wood composites. We offer bits to fit the most popular mortising jigs.



Drawings are 1:1 scale


D mm	I mm	L mm	ORDER NO. S=Ø6,35mm	ORDER NO. S=Ø12,7mm
19	9,5	57	852.001.11	
19	9,5	63,5		852.501.11
25,4	9,5	57		852.502.11
31,7	15,8	70		852.503.11
38,1	15,8	70		852.504.11
With Top Bearing				
19	9,5	57	852.001.11B	
19	9,5	63,5		852.501.11B
31,7	15,8	70		852.503.11B
38,1	15,8	70		852.504.11B

Spare parts



791.004.00	541.001.00	991.056.00
791.011.00	541.002.00	991.056.00
791.015.00	541.002.00	991.056.00
791.020.00	541.002.00	991.056.00

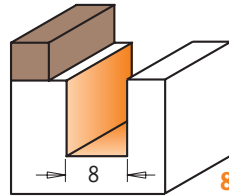
Pattern Bits



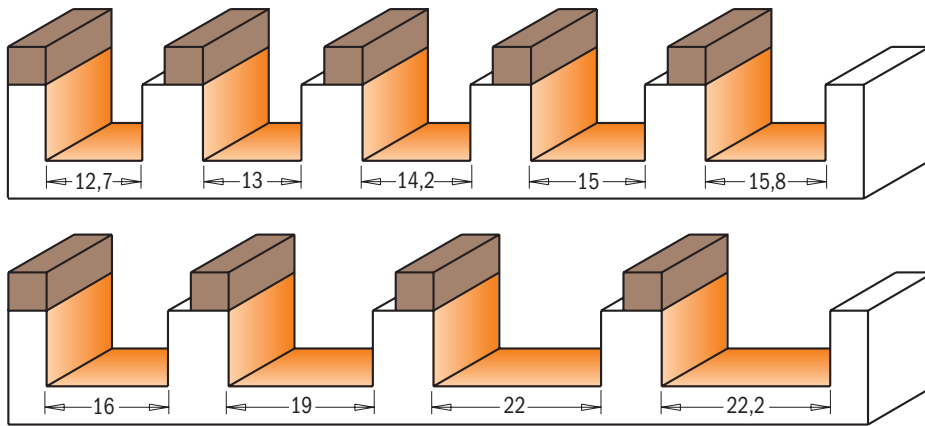
7/8/911B

Whether you're a full time professional or a part time woodworking enthusiast, discover the unlimited possibilities of template routing with a CMT pattern bit. Pair up these double fluted bits with your choice of template to produce cabinet and furniture pieces, signs, toys and any other creative projects. Carbide tipped to last longer, CMT pattern bits are equipped with top bearing for working with the bearing above the wood piece. This gives you a clear view of what you are routing so you can work confidently and accurately.

SAFETY TIPS: make sure your router is in top condition. The template must be securely fastened to the workpiece. When choosing a bit, carefully consider the thickness of the template and all the implications of the cut. Opt for the shortest bit possible for the project you are working on.



7/8/912B



Drawings are 1:1 scale

D mm	I mm	L mm	ORDER NO. S=Ø6mm	ORDER NO. S=Ø6,35mm	ORDER NO. S=Ø8mm	ORDER NO. S=Ø12mm	ORDER NO. S=Ø12,7mm	Spare parts		
8	25,4	70		811.081.11B						
12,7	19	57,2		811.127.11B				791.010.00	541.001.00	991.056.00
13	20	57	711.130.11B					791.023.00	541.003.00	991.056.00
14,2	14,2	57,2		811.142.11B				791.009.00	541.001.00	991.056.00
15	20	57	711.150.11B					791.024.00	541.003.00	991.056.00
15,8	12,7	58		811.159.11B				791.009.00	541.001.00	991.056.00
15,8	19	66,5		811.158.11B				791.009.00	541.001.00	991.056.00
16	20	57			911.160.11B			791.025.00	541.004.00	991.056.00
19	20	57	711.190.11B					791.007.00	541.003.00	991.056.00
19	20	57,2		811.191.11B				791.004.00	541.001.00	991.056.00
19	25,4	63,5					811.690.11B	791.011.00	541.002.00	991.056.00
22	20	57			911.220.11B			791.005.00	541.004.00	991.056.00
22,2	25,4	66,5					811.222.11B*	791.021.00	541.006.00	991.056.00
Long Series										
12,7	31,7	70		812.127.11B				791.010.00	541.001.00	991.056.00
15	31,7	66,5	712.150.11B					791.024.00	541.003.00	991.056.00
15,8	31,7	70		812.158.11B				791.009.00	541.001.00	991.056.00
16	31,7	66,5			912.160.11B			791.025.00	541.004.00	991.056.00
19	38,1	82,5				912.690.11B		791.011.00	541.005.00	991.056.00
19	38,1	82,5					812.690.11B	791.011.00	541.002.00	991.056.00
19	50,8	92				912.691.11B		791.011.00	541.005.00	991.056.00
19	50,8	92					812.691.11B	791.011.00	541.002.00	991.056.00

This item requires a slightly larger bearing than its cutting diameter
 *Ø9,5mm shanks with Ø9,5/12,7mm bushings (799.001.00)

SAW BLADES
 JIG SAW BLADES
 SABRE SAW BLADES
 TOOLS FOR MULTI-CUTTERS
 TOOLS WITH BORE & KNIVES
 ROUTER BITS & SETS
 CNC ROUTER CUTTER & CHUCKS
 INDUSTRIAL DOWEL DRILLS
 BITS FOR HAND POWER TOOLS
 HOLE SAW BLADE
 POWER TOOLS & ACCESSORIES
 DISPLAY CABINETS & SPARE PARTS

Pattern Router Bits with Insert Knives

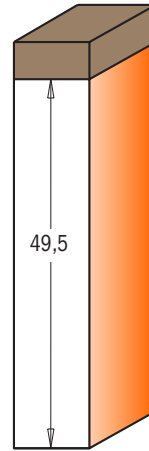


SAW BLADES
JIG SAW BLADES
SABRE SAW BLADES
TOOLS FOR MULTI-CUTTERS
TOOLS WITH BORE & KNIVES
ROUTER BITS & SETS
CNC ROUTER CUTTER & CHUCKS
INDUSTRIAL DOWEL DRILLS
BITS FOR HAND POWER TOOLS
HOLE SAW BLADE
POWER TOOLS & ACCESSORIES
DISPLAY CABINETS & SPARE PARTS

652B



Straight router bits with a replaceable knife fixed by a Torx screw. For economical specialist applications requiring low downtime. They are equipped with top bearing for template use. For routing, trimming and grooving in board materials (laminated chipboards, worktop panels, MDF). For use on portable routers.



Drawing is 1:1 scale

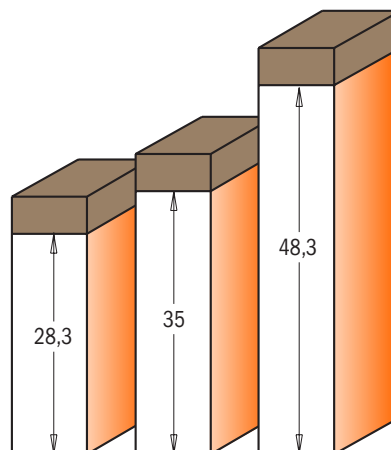

D mm	I mm	L mm	ORDER NO. S=Ø12mm	ORDER NO. S=Ø12,7mm	Spare parts					
19	49,5	100	652.690.11B	652.691.11B						
					790.495.09	990.072.00	991.061.00	791.011.00	541.002.00	991.056.00

Pattern Router Bits with Insert Knives for Laminates

656



This bit type is equipped with top bearing for template use. For finishing, routing and grooving in board materials (laminated chipboards, MDF) and hardwood. For use on portable routers or CNC machining centres.



Drawings are 1:1 scale

D mm	I mm	L mm	ORDER NO. S=Ø8mm	ORDER NO. S=Ø12mm	ORDER NO. S=Ø12,7mm	Spare parts					
16	35	80	656.160.11								
19	28,3	69	656.190.11			790.283.12	990.075.00	991.061.00	791.025.00	541.004.00	991.056.00
19	28,3	79			656.691.11	790.283.12	990.075.00	991.061.00	791.011.00	541.002.00	991.056.00
19	48,3	100		656.692.11	656.693.11	790.483.12	990.075.00	991.061.00	791.011.00	541.002.00	991.056.00

Weatherseal Bits

HWM Z2 RH




7/813.001



191.635



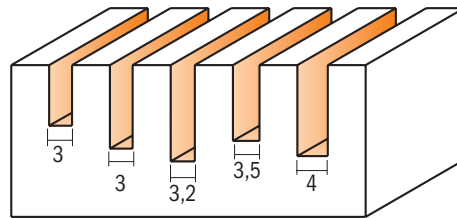
711.031



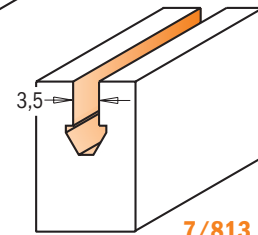
712.030
712.040
812.032

Make your house more energy efficient by insulating old doors and windows. A CMT Weatherseal bit is the perfect bit to re-groove door and window frames to accommodate wind blocking inserts. Made of solid carbide for strength and endurance.

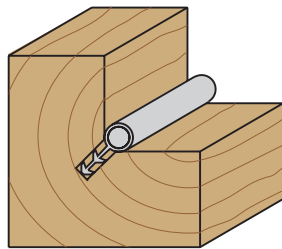
Special economical double-sided design lets you save money by offering two tips in one bit; with the same features as the one-sided weatherseal bit. Only available with a 3mm (1/8") cutting diameter.



Drawings are 1:1 scale



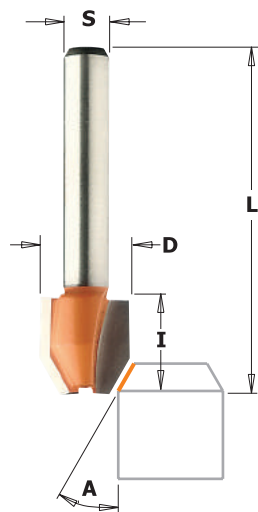
7/813.001.11



D mm	I mm	L mm	ORDER NO. S=Ø6mm	ORDER NO. S=Ø6,35mm
3	8	70	711.031.11	
3	11	60	712.030.11	
3,2	12,7	50,8		812.032.11
3,5	10	60	191.635.11	
4	12	60	712.040.11	
3,5	8	70	713.001.11	
3,5	8	63,5		813.001.11

Combination Trimmer Bits

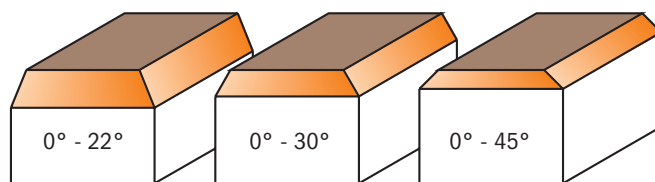
HW Z2 α RH



7/8/921

Work to your highest standards with the CMT combination trimmer bits. Now you can cut, trim and bevel all laminates without changing the bits. Achieve great results in straight or angled cuts on both soft and hardwood. Three popular sizes, each with carbide-tipped cutting edges for efficient bevel and straight trimming.

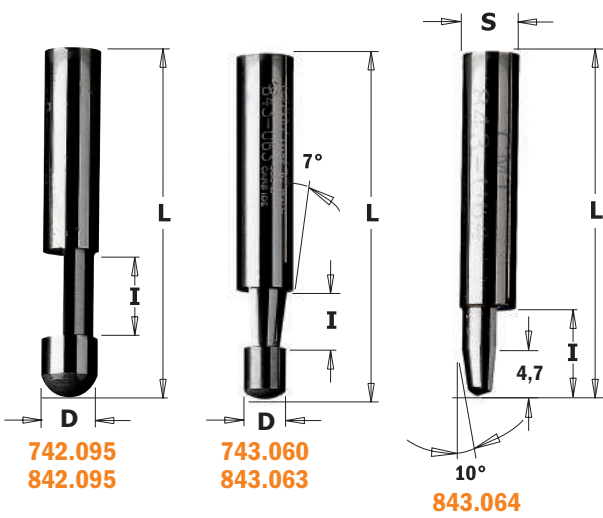
NOTICE: these bits must be used with an edge, separate guide or fence.



Drawings are 1:1 scale

A	D mm	I mm	L mm	ORDER NO. S=Ø6mm	ORDER NO. S=Ø6,35mm	ORDER NO. S=Ø8mm
0° - 22°	12	12,7	44,5	721.022.11	821.022.11	
0° - 30°	12	12,7	44,5	721.030.11	821.030.11	921.030.11
0° - 45°	12	12,7	44,5	721.045.11	821.045.11	

Combination Trimmer Bits



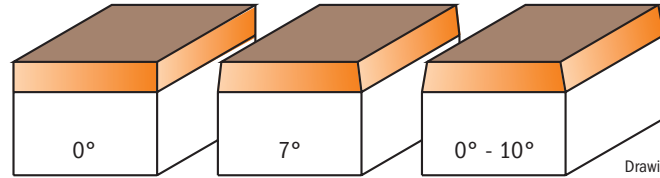
7/842 - 7/843

Work to your highest standards with CMT combination trimmer bits. Now you can cut, trim and bevel all laminate without changing the bits. Achieve great results in straight or angled cuts on both soft and hardwood. Three popular sizes, each with carbide-tipped cutting edges for efficient bevel and straight trimming.

NOTICE: these bits must be used with an edge, separate guide or fence.



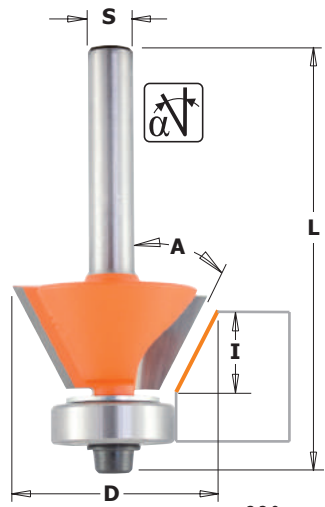
Masterpack



Drawings are 1:1 scale

A	D mm	I mm	L mm	ORDER NO. S=Ø6mm	ORDER NO. S=Ø6,35mm
0°	6	9,5	38,1	742.095.11	
0°	6,35	9,5	38,1		842.095.11
7°	4,5 - 6	6	38,1	743.060.11	
7°	4,76 - 6,35	6,35	38,1		843.063.11
0° - 10°	6,35	9,5	38,1		843.064.11
50 pc. masterpack					
0°	6,35	9,5	38,1		842.095.11-X50
7°	4,76 - 6,35	6,35	38,1		843.063.11-X50

Combination Trimmer Bits



7/907 - 7/8/909 - 7/910

Using CMT's combination flush and bevel trim bits is the easiest and most precise way to execute perfect fine supere finishing on laminates. No bit changing is necessary to achieve a large variety of angles; simply lower the bit cutting depth for perfect right angle cuts, or raise it for creating rounded off edges on both soft and hardwood.

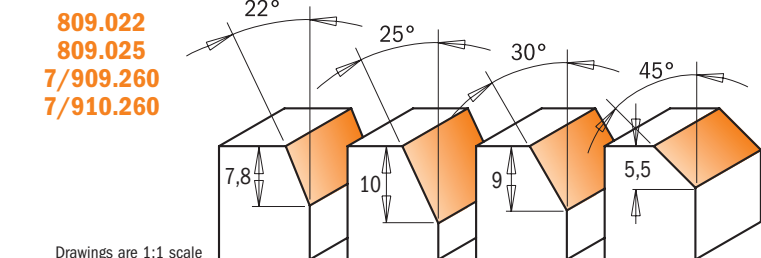
These bits include a ball bearing guide for easy template work and for guaranteeing the protection of your workpiece. Also, they feature two flutes for smoother cutting and are perfect for rounding off table legs and other soft areas on furniture pieces that may be easily damaged.



7/907.210

7/809.016

809.023 Z3



Drawings are 1:1 scale

A	D mm	I mm	L mm	Z	ORDER NO. S=Ø6mm	ORDER NO. S=Ø6,35mm	ORDER NO. S=Ø8mm
0° - 25°	19 - 24,5	16 (10+6)	56,5	2	707.210.11		907.210.11
new 15°	18,6	11	57	2	709.016.11	809.016.11	
22°	12,7	7,8	47,6	2		809.022.11	
new 22°	17,5	9,5	51	3		809.023.11	
25°	19,05	10	52,4	2		809.025.11	
30°	27	9	55	2	709.260.11		909.260.11
45°	27	5,5	51,5	2	710.260.11		910.260.11

Spare parts




	791.007.00	990.004.00	991.062.00
new	990.422.00	791.044.00	990.058.00
		791.035.00	990.062.00
new	990.422.00	791.002.00	990.058.00
	990.422.00	791.002.00	990.058.00
	990.422.00	791.002.00	990.058.00
	990.423.00	791.018.00	990.058.00
	990.423.00	791.018.00	990.058.00

SAW BLADES
JIG SAW BLADES
SABRE SAW BLADES
TOOLS FOR MULTI-CUTTERS
TOOLS WITH BORE & KNIVES
ROUTER BITS & SETS
CNC ROUTER CUTTER & CHUCKS
INDUSTRIAL DOWEL DRILLS
BITS FOR HAND POWER TOOLS
HOLE SAW BLADE
POWER TOOLS & ACCESSORIES
DISPLAY CABINETS & SPARE PARTS

SAW BLADES
JIG SAW BLADES
SAW BLADES
TOOLS FOR MULTI-CUTTERS
TOOLS WITH BORE & KNIVES
ROUTER BITS & SETS
CNC ROUTER CUTTER & CHUCKS
INDUSTRIAL DOWEL DRILLS
BITS FOR HAND POWER TOOLS
HOLE SAW BLADE
POWER TOOLS & ACCESSORIES
DISPLAY CABINETS & SPARE PARTS

Flush Trim Bits

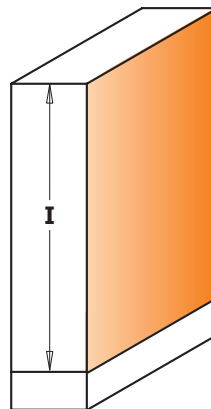
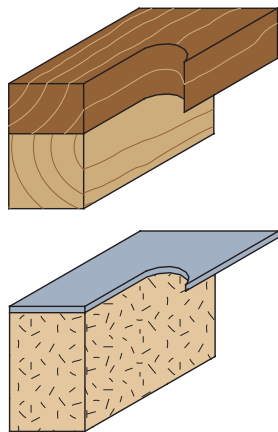


7/8/906

We have designed a series of truly indispensable bits available in a wide range of sizes for your woodworking needs and the most difficult projects. For precision work on laminates or quick template work with excellent finishing.

SHOP TIPS: these bits are excellent for making through mortises. Use a straight bit (#711.130.11) to groove the through mortise area, then use the drill bit (#517.130.31) to bore a through hole at the end of the groove. Turn the workpiece over to end the mortise. Use the flush trim bit with a cutting length slightly longer than the fillet, following the groove made on the opposite side of the workpiece with the ball bearing guide.

8/906.227.11
Z3



Drawing is 1:1 scale



Masterpack

• HWM

I mm	D mm	L mm	α	ORDER NO. S=Ø6mm	ORDER NO. S=Ø6,35mm	ORDER NO. S=Ø8mm	ORDER NO. S=Ø12mm	ORDER NO. S=Ø12,7mm
•25,4	6,35	63,5	0°	706.064.11	806.064.11			
12,7	9,5	55,5	0°	706.096.11	806.096.11	906.096.11		
12,7	12,7	57,8	-5°	706.128.11	806.128.11	906.128.11		
12,7	12,7	70,6	-5°				906.628.11	806.628.11
16	19	57,1	-5°	706.190.11		906.190.11		
25,4	9,5	68,2	0°	706.095.11	806.095.11	906.095.11		
25,4	12,7	70,7	-3°	706.127.11	806.127.11	906.127.11		
25,4	12,7	71	0°		806.227.11	906.227.11		
25,4	12,7	86,6	-3°				906.627.11	806.627.11
38,1	12,7	94	0°				906.629.11	806.629.11
50,8	12,7	104	0°				906.630.11	806.630.11
10 pc. masterpack								
25,4	9,5	68,2	0°		806.095.11-X10			
25,4	12,7	70,7	-3°		806.127.11-X10			806.627.11-X10
38,1	12,7	94	0°					806.629.11-X10

Spare parts

Image	Image	Image	Image
791.035.00	990.060.00	541.008.00	
791.002.00	990.422.00	990.058.00	
791.003.00	990.423.00	990.058.00	
791.003.00	990.423.00	990.058.00	
791.007.00	990.004.00		
791.002.00	990.422.00	990.058.00	
791.003.00	990.423.00	990.058.00	
791.003.00	990.423.00	990.058.00	
791.003.00	990.423.00	990.058.00	
791.003.00	990.423.00	990.058.00	
791.003.00	990.423.00	990.058.00	
791.003.00	990.423.00	990.058.00	

Spare parts

991.055.00	0,9mm hex key for screw (990.060.00)
991.057.00	3/32" hex key for screw (990.058.00)
991.062.00	2,5mm hex key for screw (990.004.00)

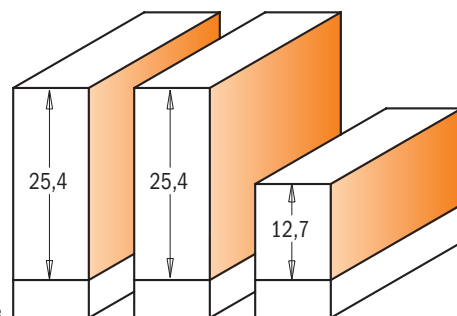
Flush Trim Bit Set



806

Indispensable in any shop, the new 3 piece flush trim bit set gives you the option to trim laminates or do template work conveniently.

Set contains:
806.095.11 - 806.096.11 - 806.191.11.



Drawings are 1:1 scale

DESCRIPTION	BITS SIZES mm	ORDER NO. S=Ø6,35mm
Flush Trim Bit Set	9,5x12,7 - 9,5x25,4 - 19x25	806.001.11

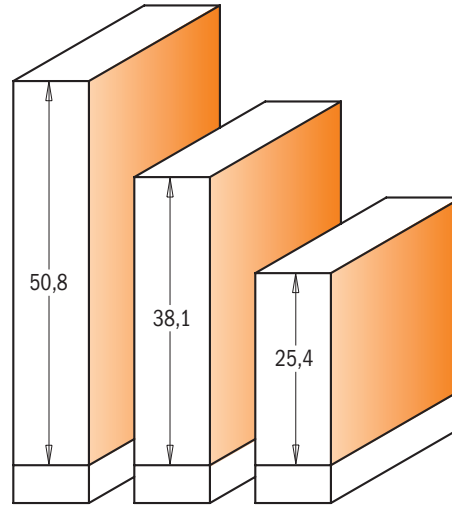
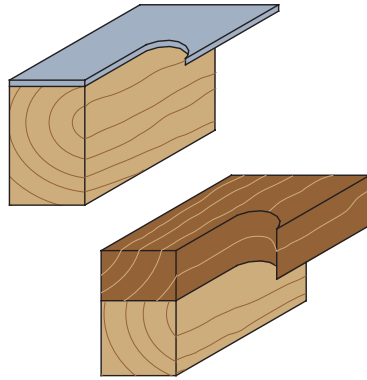
Super-Duty Flush Trim Bits



7/8/906

These new super duty bits represent the finest in the extensive line of CMT flush trim bits with ball bearing guides. A negative shear angle cutting edge and 19mm cutting diameter set CMT flush trim bits apart from standard bits. Work quickly and safely to get superior finishing with absolute minimal chipping.

SAFETY TIPS: dust and chips from laminate materials are hazardous to your health and safety. Always wear a dust mask and eye protection when routing.



Drawings are 1:1 scale



I mm	D mm	L mm	α	ORDER NO.	ORDER NO.	ORDER NO.	ORDER NO.	ORDER NO.	Spare parts		
				S=Ø6mm	S=Ø6,35mm	S=Ø8mm	S=Ø12mm	S=Ø12,7mm			
25,4	19	73,9	-5°	706.191.11	806.191.11	906.191.11			791.004.00	541.550.00	990.058.00
25,4	19	86,5	-5°				906.691.11	806.691.11	791.004.00	541.550.00	990.058.00
38,1	19	92,9	-3°				906.692.11	806.692.11	791.004.00	541.550.00	990.058.00
50,8	19	109,5	-3°				906.690.11	806.690.11	791.004.00	541.550.00	990.058.00

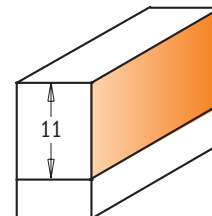
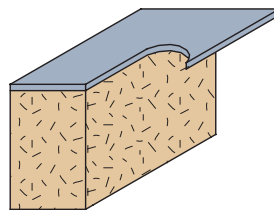

Spare parts 991.057.00 3/32" hex key for screw (990.058.00)

DP Flush Trim Bits for Laminates



7/8/906 EXTREME

These new super duty DP (polycrystalline diamond) bits represent the ultimate in the extensive line of CMT flush trim bits. Investing in CMT DP flush trim bits to save time and money, as they last at least 40 times longer than conventional carbide tipped flush trim bits.




Drawing is 1:1 scale

40X
LONGER LIFE
THAN CARBIDE

I mm	D mm	L mm	ORDER NO.	ORDER NO.	ORDER NO.	Spare parts			
			S=Ø6mm	S=Ø6,35mm	S=Ø8mm				
11	12,7	58,1	706.128.61	806.128.61	906.128.61	990.423.00	791.003.00	990.058.00	991.057.00

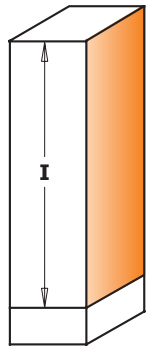
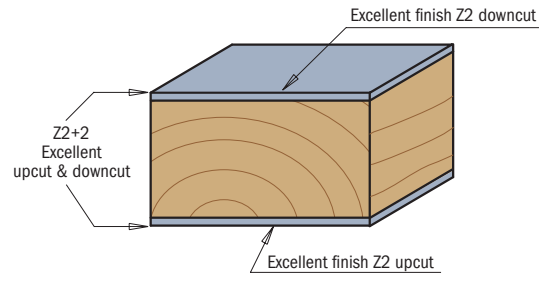
SAW BLADES
JIG SAW BLADES
SABRE SAW BLADES
TOOLS FOR MULTI-CUTTERS
TOOLS WITH BORE & KNIVES
ROUTER BITS & SETS
CNC ROUTER CUTTER & CHUCKS
INDUSTRIAL DOWEL DRILLS
BITS FOR HAND POWER TOOLS
HOLE SAW BLADE
POWER TOOLS & ACCESSORIES
DISPLAY CABINETS & SPARE PARTS

Double-Bearing Spiral Flush Trim Bits



190B-191B-192B

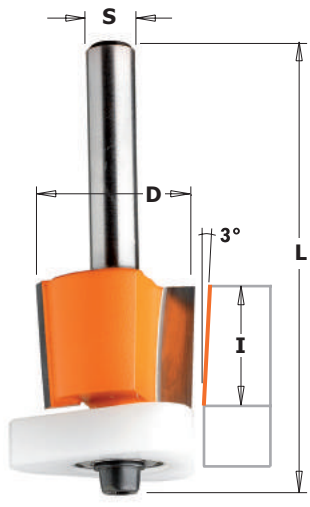
The new CMT solid carbide spiral flush trim bits are manufactured with a special super-micrograin formulation that has increased hardness with a higher transverse rupture point. Combined with a spiral cutting angle, the new CMT solid carbide spiral flush trim bits with double bearing allow cabinet makers to shear wood and wood products cleanly, providing more efficient chip ejection than standard flush trim bits. In production settings these new bits will run cooler and the edges will stay sharper, last longer and increase your shop productivity.



Drawing is 1:1 scale

I mm	D mm	L mm	ORDER NO. S=Ø6mm	ORDER NO. S=Ø6,35mm	ORDER NO. S=Ø12mm	ORDER NO. S=Ø12,7mm	Spare parts	
Z2+2 Upcut & Downcut Spiral Bit								
42	12,7	114			190.127.11B	190.508.11B	791.010.00	541.301.00
Z2 Upcut Spiral Bit								
25,4	6,35	76,2	191.064.11B	191.008.11B			791.035.00	541.350.00
31,7	12,7	89				191.505.11B	791.010.00	541.301.00
50,8	12,7	114			191.127.11B	191.507.11B	791.010.00	541.301.00
Z2 Downcut Spiral Bit								
31,7	12,7	89				192.505.11B	791.010.00	541.301.00
50,8	12,7	114			192.127.11B	192.507.11B	791.010.00	541.301.00

3-in-1 Flush Trim Bits for MDF/Laminate



7/8/907



3 in 1 new flush trim bits with Delrin® Triangular bearings are your best partner for laminate trimming. In fact, it solves three of the most common problems that occur when flush trimming:

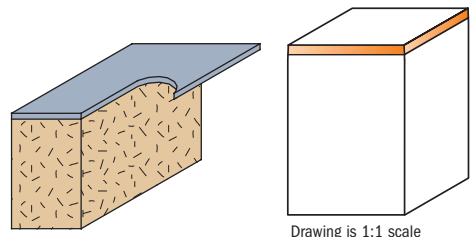
- 1) The anti-stick properties of the Delrin® bearing greatly reduces the likelihood of freezing of the bearing from glue.
- 2) The extended guide surface of the new Delrin® bearing will perfectly match the work surface without scratching like a steel bearing would. The Delrin® bearing also guarantees maximum stability.
- 3) The shear angle cutting edge reduces the need for filing. 3-in-1 bits are ideal on plastic laminates as well as aluminium laminates!

3-in-1 bits are ideal on plastic laminates as well as aluminium laminates!

Patent No. D628,218

- Extended guide surface
- Non-freezing
- Non-scratch surface

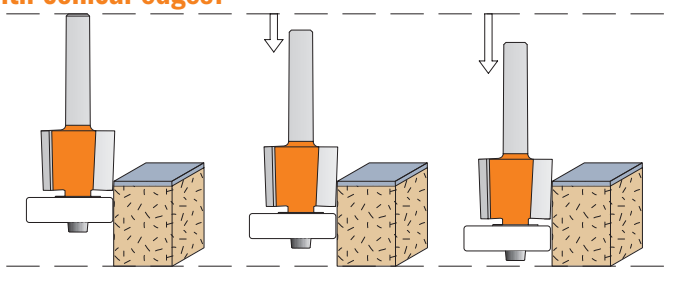
NON BLOCKING



Drawing is 1:1 scale

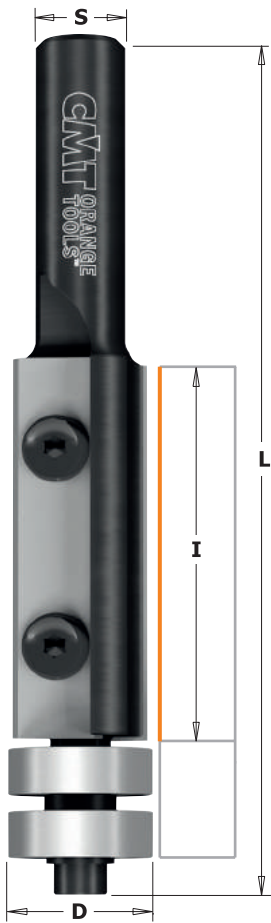
Perfect trimming with conical edges!

Thanks to the innovative conical edges of this bit, you will always get perfect cuts even after re-sharpening. In fact, the most common problem you have with standard flush trim bits is the undersized diameter after re-sharpening which leaves a mark on the material; with the new CMT construction you could re-sharpen up to six times without any problem. Just remember to adjust your bit up or down as per the illustration.



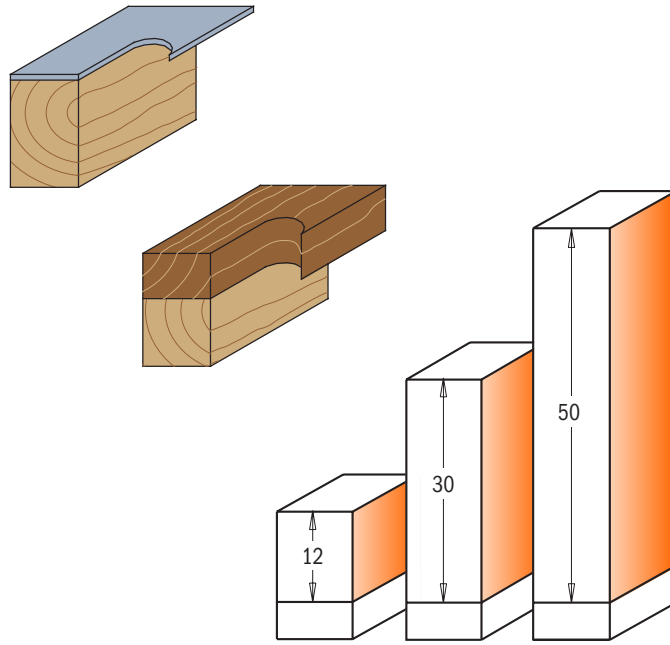
I mm	D mm	L mm	ORDER NO. S=Ø6mm	ORDER NO. S=Ø6,35mm	ORDER NO. S=Ø8mm	ORDER NO. S=Ø12,7mm	Spare parts							
12,7	12,7	54,2	707.128.11	807.128.11	907.128.11						990.422.00	791.042.00	990.058.00	991.057.00
15,87	19	59,3	707.190.11	807.190.11	907.190.11		990.423.00	791.043.00	990.058.00	991.057.00				
15,87	19	65,7				807.690.11	990.423.00	791.043.00	990.058.00	991.057.00				

Flush Trim Bits with Insert Knives



657.9

Flush trim bits with two replaceable knives fixed by special Torx screws. The 2-sided blades can create extra new edges. Guided flush trim bits type 657.1 are equipped with ball bearing guides.



Drawings are 1:1 scale

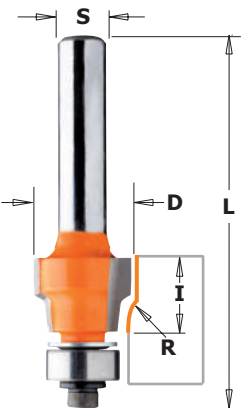
657.1



I mm	D mm	L mm	ORDER NO. S=Ø6mm	ORDER NO. S=Ø6,35mm	ORDER NO. S=Ø8mm	ORDER NO. S=Ø12mm	ORDER NO. S=Ø12,7mm	Spare parts							
12	19	57	657.194.11	657.192.11	657.190.11							790.120.00	990.075.00	991.061.00	791.007.00
30	19	76	657.195.11									790.300.00	990.075.00	991.061.00	791.007.00
30	19	85			657.191.11							790.300.00	990.075.00	991.061.00	791.007.00
30	19	87					657.692.11					790.300.00	990.075.00	991.061.00	791.007.00
50	19	112				657.991.11	657.992.11					790.500.00	990.075.00	991.061.00	791.007.00

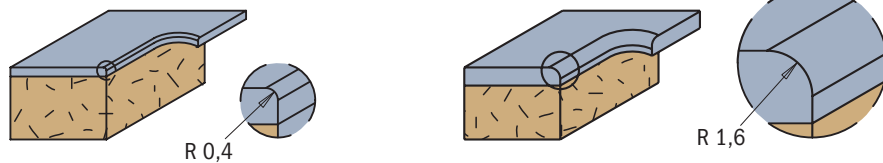
Spare parts
 990.410.00 Ø4,2/Ø9mm shield for M4 screws
 990.052.00 M4x6mm TCEI screws
 991.067.00 3mm hex key
 541.514.00 Ø6,4mm shield

FILE-FREE Flush Trim Bits for Laminate



8/907

This bit is perfect for ensuring smooth flawless results on your laminate surfaces after flush trimming. Sharp edges are easily trimmed away, leaving your surfaces nice and smooth to the touch. No further filing is needed!



Drawings are 1:1 scale

D mm	I mm	R mm	L mm	ORDER NO. S=Ø6,35mm	ORDER NO. S=Ø8mm	Spare parts							
12,7	9,5	0,4	52	807.004.11	907.004.11					990.422.00	791.002.00	990.058.00	991.057.00
12,7	9,5	1,6	52	807.015.11	907.015.11					990.422.00	791.002.00	990.058.00	991.057.00

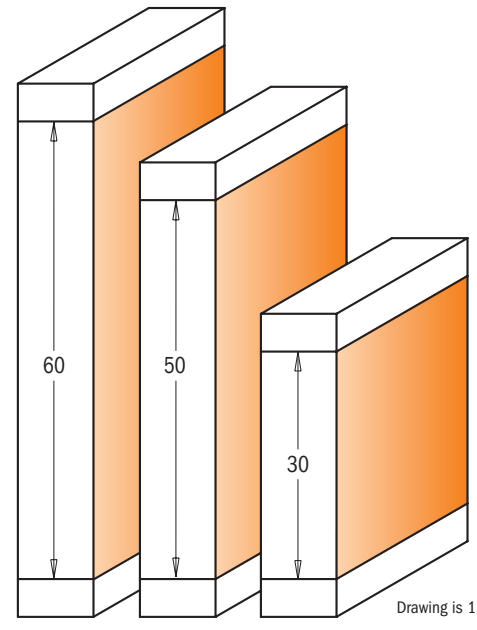
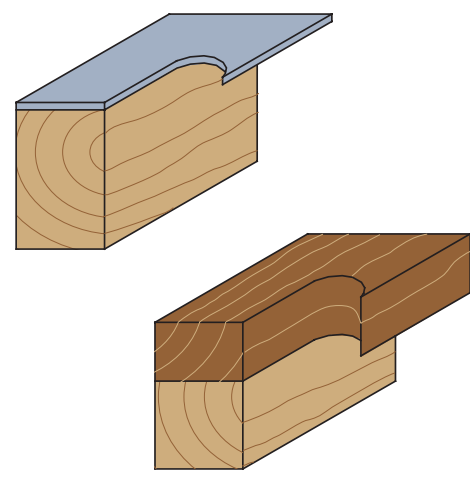
SAW BLADES
JIG SAW BLADES
SABRE SAW BLADES
TOOLS FOR MULTI-CUTTERS
TOOLS WITH BORE & KNIVES
ROUTER BITS & SETS
CNC ROUTER CUTTER & CHUCKS
INDUSTRIAL DOWEL DRILLS
BITS FOR HAND POWER TOOLS
HOLE SAW BLADE
POWER TOOLS & ACCESSORIES
DISPLAY CABINETS & SPARE PARTS

Pattern/Flush Trim Bits with Insert Knives



657B

Flush trim bit combined with pattern bit fixed by special Torx screws. The blades are 2 sided sharpened and can provide extra new edges. Guided flush trim bits type 657 are equipped with top and bottom ball bearing guides. For flush and finishing operations.



Drawing is 1:1 scale

	I mm	D mm	L mm	ORDER NO. S=Ø8mm	ORDER NO. S=Ø12mm	ORDER NO. S=Ø12,7mm
new	30	19	90	657.191.11B		
new	30	19	90			657.692.11B
	50	19	110		657.993.11B	657.994.11B
new	60	19	120		657.995.11B	657.996.11B

Spare parts

790.300.00	990.075.00	791.007.00	990.052.00	791.034.00	541.004.00
790.300.00	990.075.00	791.007.00	990.052.00	791.011.00	541.002.00
790.500.00	990.075.00	791.007.00	990.052.00	791.011.00	541.002.00
790.600.00	990.075.00	791.007.00	990.052.00	791.011.00	541.002.00
991.061.00	T15 Torx key				
991.056.00	1,5mm hex key				

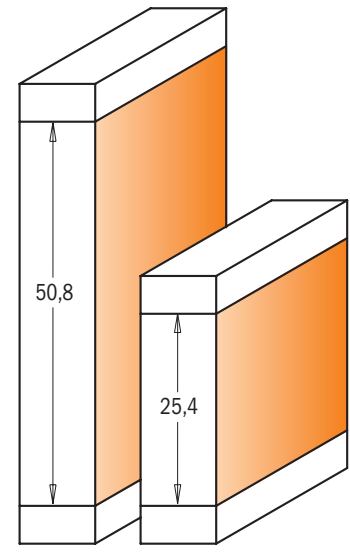
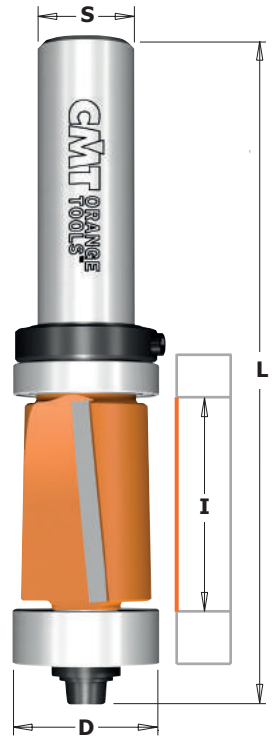
Spare parts

990.410.00	Ø4,2/Ø9mm shield for M4 screws
991.067.00	3mm hex key

Flush Trim Router Bits with Double Bearing

806/906B

These new innovative two-flute router bits are equipped with a double bearing and feature a down shear design, which allows for clean smooth cuts on many materials. Therefore, it is no longer necessary to flip or move your tool if you need to ride it from either direction to the other side of your workpiece. You will benefit from this tool especially when routing curved elements along or against the grain.


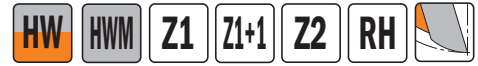


Drawings are 1:1 scale

	I mm	D mm	L mm	α	ORDER NO. S=Ø12mm	ORDER NO. S=Ø12,7mm
	25,4	19	86,5	-5°	906.691.11B	
	25,4	19	86,5	-5°		806.691.11B
	50,8	19	109,5	-3°	906.690.11B	
	50,8	19	109,5	-3°		806.690.11B

Spare parts

791.004.00	541.550.00	990.058.00	991.057.00	791.011.00	541.005.00
791.004.00	541.550.00	990.058.00	991.057.00	791.011.00	541.002.00
791.004.00	541.550.00	990.058.00	991.057.00	791.011.00	541.005.00
791.004.00	541.550.00	990.058.00	991.057.00	791.011.00	541.002.00

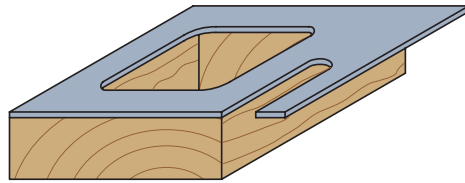


7/8/916

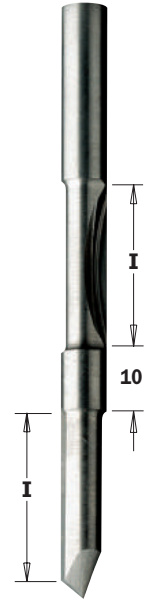
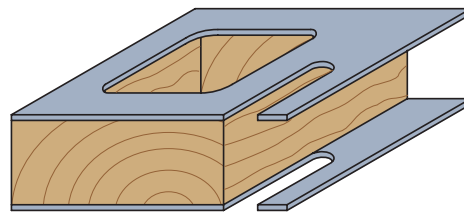
How much time do you end up spending making openings in paneling, drywall, siding, doors or windows? With the CMT panel pilot bit, the job just got quicker. The point plunges smoothly and easily and the carbide edges cut clean and fast. All of this adds up to accurate cuts in less time and with less effort - great for trimming Formica®, veneer and other laminates.

SAFETY TIPS: always use extra caution when working near electrical outlets and boxes - always disconnect the current. Make sure the bit does not go so deep as to cut the wires.

716.061



A unique and time saving bit, the CMT Double Panel Pilot Bit is perfect for making openings and slots in veneers and laminates. The lower portion of the cutting edge is located under the bearing and allows you to cut on both sides of the material. Durable carbide tipped cutters are spaced 12mm apart and each cutter can work in stock up to 18mm thick.



D mm	I mm	L mm	Z	ORDER NO. S=Ø6mm	ORDER NO. S=Ø6,35mm	ORDER NO. S=Ø8mm	ORDER NO. S=Ø12mm	ORDER NO. S=Ø12,7mm
6	19	64	1	716.060.11				
•6	19	60	1	716.060.21				
•6	18+18	70	1+1	716.061.11				
6,35	19	64	1		816.064.11			
8	19	64	1			916.080.11		
9,53	25,4	78	2		816.095.11			
12	31,7	102	2				916.627.11	
12,7	31,7	102	2					816.627.11
10 pc. masterpack								
12,7	31,7	102	2					816.627.11-X10

• HWM

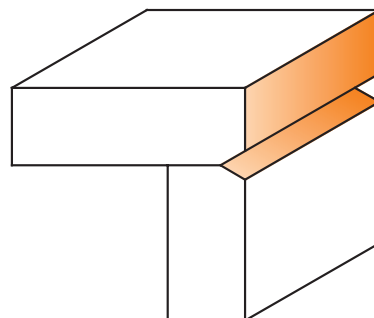
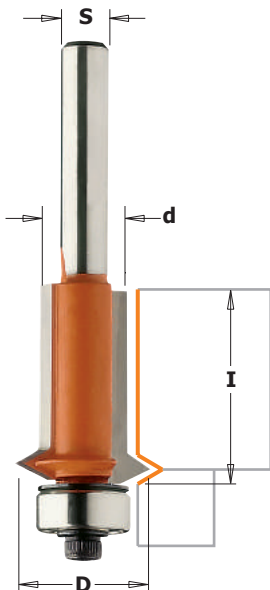
Panel Pilot Bits with Guide

7/8/953







An absolutely indispensable bit for making cabinets. CMT Flush and V-Groove bits allow you to make cabinet front frames in 25mm stock that fit perfectly with the sides. The added V-cutter feature makes a decorative groove along the hinge joint to hide the seam.

SHOP TIP: For best results, leave less than 3mm overhang on cabinet front frames for easier routing.



Drawing is 1:1 scale

d mm	D mm	I mm	ORDER NO. S=Ø6mm	ORDER NO. S=Ø6,35mm	ORDER NO. S=Ø8mm	ORDER NO. S=Ø12mm	ORDER NO. S=Ø12,7mm	Spare parts							
12,7	19	25,4	753.001.11	853.001.11	953.001.11	953.501.11	853.501.11					990.423.00	791.003.00	990.058.00	991.057.00

The CMT Grand Rabbet Set



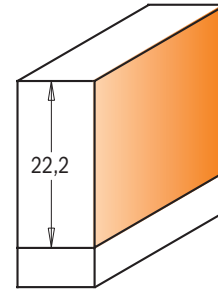
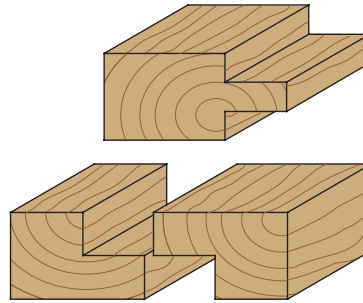
8/935.503

"The Grand Rabbet" by CMT is an investment that shows your commitment to quality. This CMT product will deliver years of reliable service under normal use. For safe and trouble-free results please observe the following instructions and safety precautions.

The complete kit (item code 835-935.503.11), will enable you to produce 17 different rabbet sizes including rabbets for under-size plywood applications.


For rabbet sizes over 12,7mm (1/2"), make the cuts in several shallow passes until the desired depth is achieved.

Available in 12mm and 12,7mm shanks.



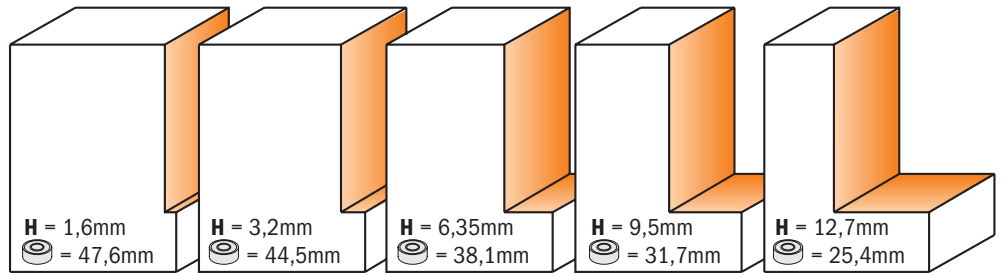
Collar order no.
799.517.00

8/935.990

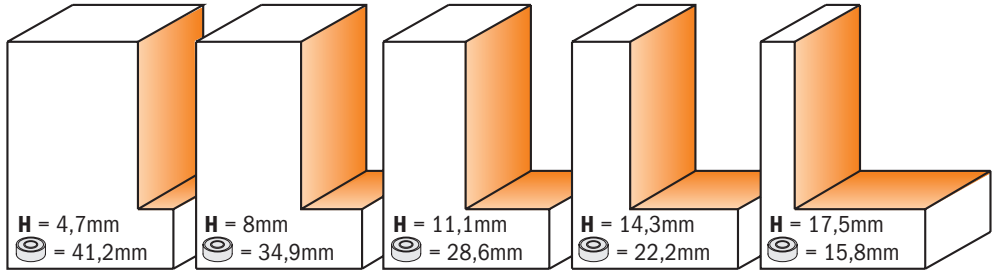
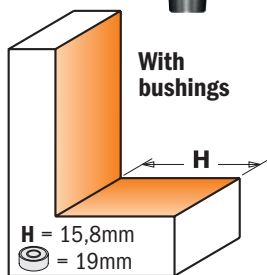


Drawings are 1:1 scale

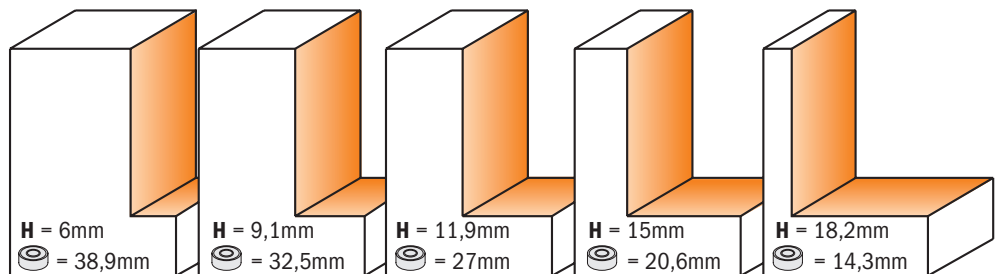
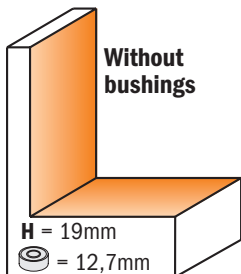
Order no. **791.705.00**



Order no. **791.706.00**



Order no. **791.707.00**



DESCRIPTION	ORDER NO. S=⊘12mm	ORDER NO. S=⊘12,7mm
The CMT Grand Rabbet Set (⊘50,8x22,2mm)	935.503.11	835.503.11

SET CONTAINS: The Grand Rabbet (bit only) with bushing ⊘19mm	935.990.11	835.990.11
5 pcs. Bushing kits for bearing (H=1,6 - 3,2 - 6,35 - 9,5 - 12,7mm rabbets)		791.705.00
5 pcs. Bushing kits for bearing (H=4,7 - 8 - 11,1 - 14,3 - 17,5mm rabbets)		791.706.00
5 pcs. Bushing kits for bearing (H=6 - 9,1 - 11,9 - 15 - 18,2mm rabbets)		791.707.00
Bushing ⊘50,8mm		799.517.00
Kit with screw, shields and keys		990.452.00

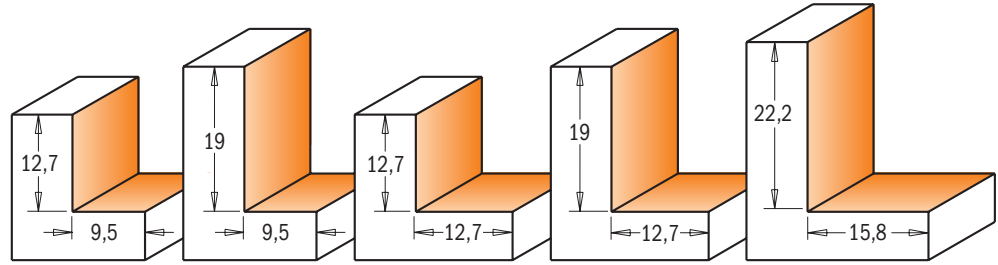
Rabbeting Bits



7/8/935



CMT carbide-faced rabbeting bits are fast and accurate - you can quickly produce inset doors and drawer fronts, make strong rabbet joints, mill perfect tongue and groove joints or any number of other jobs usually time consuming and difficult. You can even re-groove old window frames to fit insulated glass panes with the extra long CMT 19mm (3/4") rabbeting bit. Other possibilities are illustrated below and on the following pages. Look at our slot cutters and round over bits for ideas on how to put extra finishing touches on all your grooving and rabbeting projects.




Drawings are 1:1 scale

H mm	D mm	I mm	L mm	ORDER NO. S=Ø6mm	ORDER NO. S=Ø6,35mm	ORDER NO. S=Ø8mm	ORDER NO. S=Ø12mm	ORDER NO. S=Ø12,7mm	Spare parts		
9,5	31,7	12,7	58,4	735.317.11	835.317.11	935.317.11					
9,5	31,7	12,7	61,2				935.817.11	835.817.11	990.423.00	791.003.00	990.058.00
9,5	31,7	19	64,8	735.318.11		935.318.11			990.423.00	791.003.00	990.058.00
12,7	34,9	12,7	59,4	735.350.11	835.350.11	935.350.11	935.850.11	835.850.11	990.422.00	791.002.00	990.058.00
12,7	34,9	19	65,8				935.851.11	835.851.11	990.422.00	791.002.00	990.058.00
15,8	50,8	22,2	77,8				935.990.11	835.990.11	990.408.00	791.010.00	990.058.00

Spare parts 991.057.00 3/32" hex key
799.503.00 19,05mm bushings

541.514.00 2mm spacer (8/935.990.11)

Rabbeting Sets



7/8/935.001

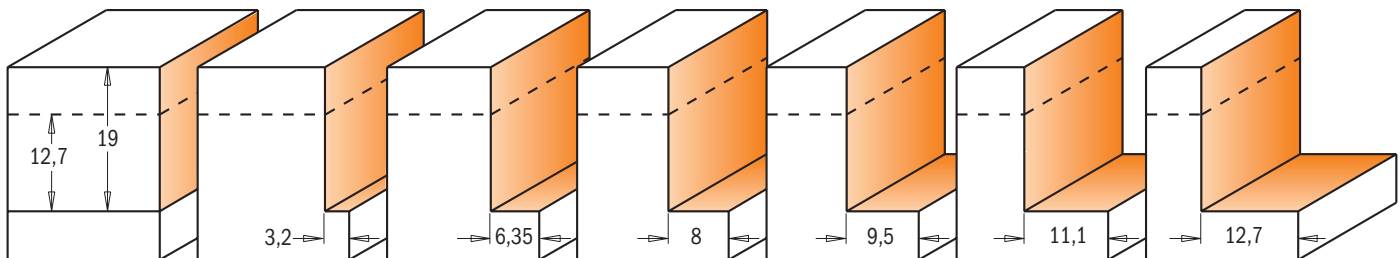


CMT rabbeting sets allow you to make a limitless number of cuts by adjusting the cutting height on your router and changing the bearing on the bit.



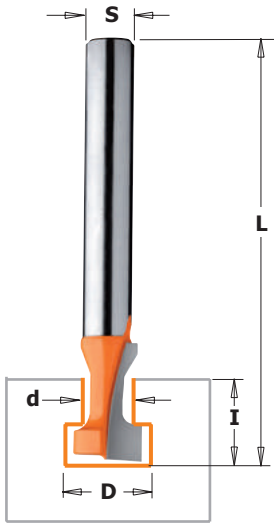
BE SURE to keep the black bearing washer right side up to correspond with the bearing rotation when re-assembling the bearing. Improper re-assembly can cause the screw to come loose. Each set comes complete with one rabbeting bit and six interchangeable ball bearing guides.

Drawings are 1:1 scale



H mm	D mm	I mm	ORDER NO. S=Ø6mm	ORDER NO. S=Ø6,35mm	ORDER NO. S=Ø8mm	ORDER NO. S=Ø12mm	ORDER NO. S=Ø12,7mm
0-12,7	34,9	12,7	735.001.11	835.001.11	935.001.11	935.501.11	835.501.11
0-12,7	34,9	19				935.502.11	835.502.11

SAW BLADES
JIG SAW BLADES
SABRE SAW BLADES
TOOLS FOR MULTI-CUTTERS
TOOLS WITH BORE & KNIVES
ROUTER BITS & SETS
CNC ROUTER CUTTER & CHUCKS
INDUSTRIAL DOWEL DRILLS
BITS FOR HAND POWER TOOLS
HOLE SAW BLADE
POWER TOOLS & ACCESSORIES
DISPLAY CABINETS & SPARE PARTS



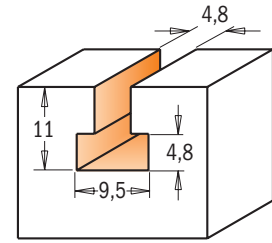
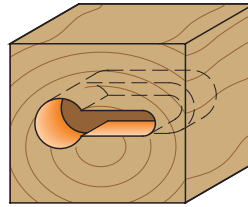
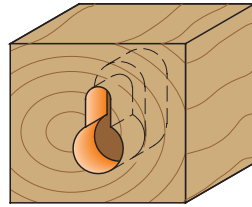
7/8/950.001



With the CMT keyhole bit you can make holes that keep your frames, plaques or any wall hanging perfectly straight and attached to the wall. The bit bores an entry hole in the wood, then proceeds to cut a 4,8mm hole and finishes by boring a larger opening under the surface. The perfect way to securely mount wall hangings on screws and nails.

SAFETY TIPS: Be sure the workpiece is securely fastened to the router table or work bench.

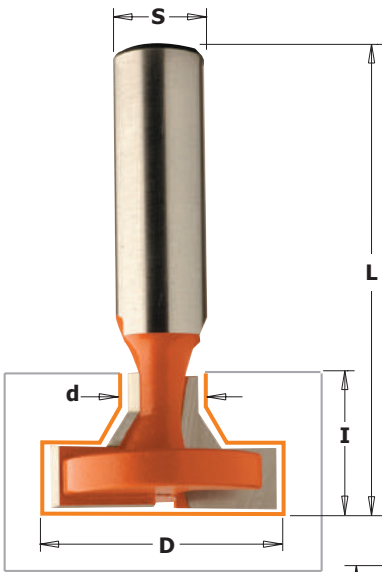
SHOP TIPS: Recommended for use with a plunge router.



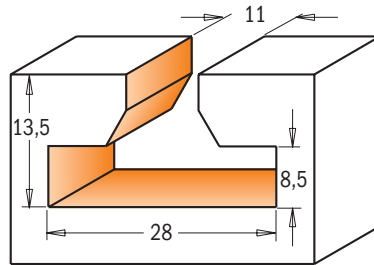
Drawing is 1:1 scale

D mm	d mm	I mm	L mm	ORDER NO. S=Ø6mm	ORDER NO. S=Ø6,35mm	ORDER NO. S=Ø8mm	ORDER NO. S=Ø12mm	ORDER NO. S=Ø12,7mm
9,5	4,8	11	54	750.001.11	850.001.11	950.001.11	950.501.11	850.501.11

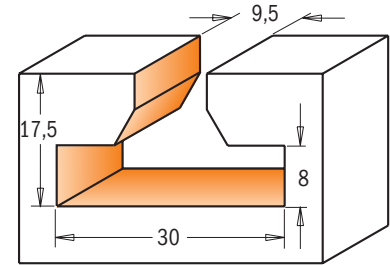
T-Slot Bits



8/950.6

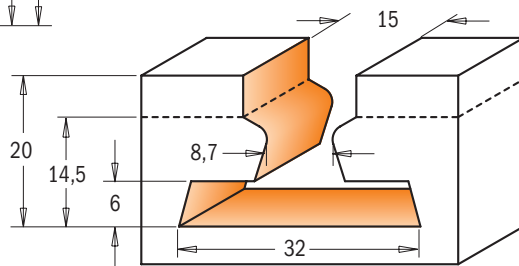


8/950.603

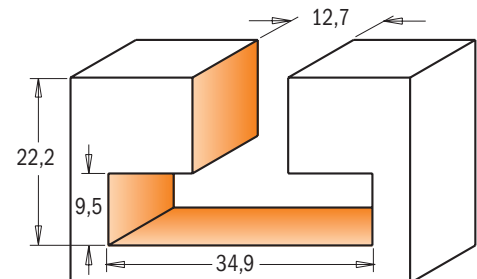


8/950.601

Drawings are 1:1 scale



950.604




8/950.602

D mm	d mm	I mm	L mm	Z	ORDER NO. S=Ø12mm	ORDER NO. S=Ø12,7mm
28	11	13,5	56,3	2	950.603.11	850.603.11
30	9,5	17,5	60,3	2	950.601.11	850.601.11
32	8,7-15	20	66	1+1	950.604.11	
34,9	12,7	22,2	63,5	2	950.602.11	850.602.11

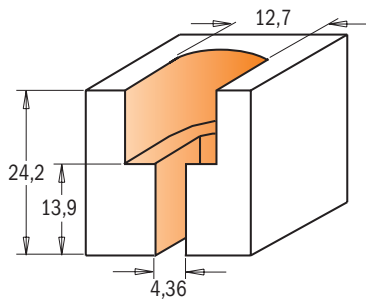
Screw Slot Bits

HW **Z2** **RH**

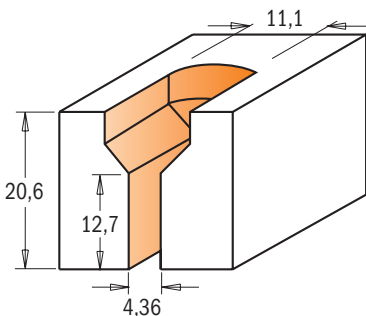


8/913

Any large panel or table top should be secured in a way that allows it to expand or contract without splitting. These screw-slot bits let you create screw slots so that panels can be held in place but are able to slide back and forth without splitting the wood or breaking the screw securing them.




Drawing is 1:1 scale



913.101.11
813.601.11

913.201.11
813.701.11



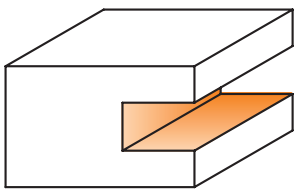

D mm	d mm	I ₁ mm	I mm	L mm	ORDER NO. S=Ø8mm	ORDER NO. S=Ø12,7mm
11,1	4,36	12,7	20,6	63,5	913.201.11	813.701.11
12,7	4,36	13,9	24,2	63,5	913.101.11	813.601.11

Flooring Router Bits

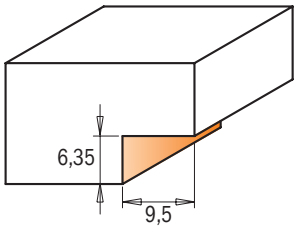
HW **Z2** **RH**

822.023B - 822.024B

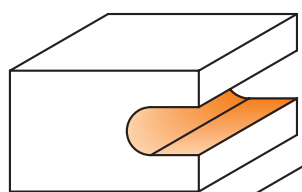
CMT now offers these industrial quality carbide-tipped router bits for flooring and inlay applications. They easily and smoothly run through solid and timber wood while cutting edges and remain even sharp after several passes. 822.024.11B item number also features rounded edges to produce 3,2mm (1/8") radius inlays. These bits are equipped with a stop collar and a bearing.



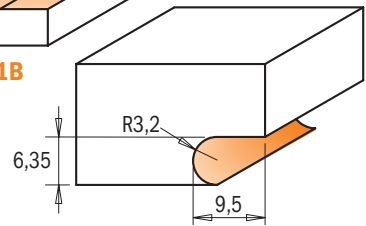
Drawings are 1:1 scale



822.023.11B



822.024.11B




D mm	I mm	H mm	R mm	L mm	ORDER NO. S=Ø6,35mm
31,75	6,35	9,5		47,6	822.023.11B
31,75	6,35	9,5	3,2	47,6	822.024.11B

Spare parts

791.010.00	541.001.00	990.005.00	991.056.00
791.010.00	541.001.00	990.005.00	991.056.00

Three Wing Slot Cutter Set



8/900.506

Create slots, grooves and rabbets in materials from 3,2mm to 18mm in depth by using the adjustable CMT Three Wing slot cutter set. See chart below for details on spacing and correct cutter combinations. Ideal for biscuit joints and milling perfect tongue and groove joints.

This set includes:


- 4 carbide tipped cutters 3,2mm, 4mm, 4,8mm, 6,4mm
- 1 arbor 12mm or 12,7mm
- 1 ball bearing (22mm) for 12,7mm cut
- 17 shims: (8x0,1mm - 4x0,5mm - 3x1mm and 2x4mm)

SAFETY TIPS: never use the slot cutter set without shims between the cutters.

The distance between the cutters can vary from 1mm to 1,7mm. A shim must also be positioned between the ball bearing and the cutters.

SHOP TIPS: the bearings kit 791.711.00 makes 6,35mm and 9,5mm cutting depths.

NOTE: The carbide edges of the cutters should never touch; arrange the shims as illustrated below. Use only the thicknesses provided in the set. Be sure all cutters are assembled in the proper right rotational direction below. Looking down the arbor the cutters will turn clockwise.



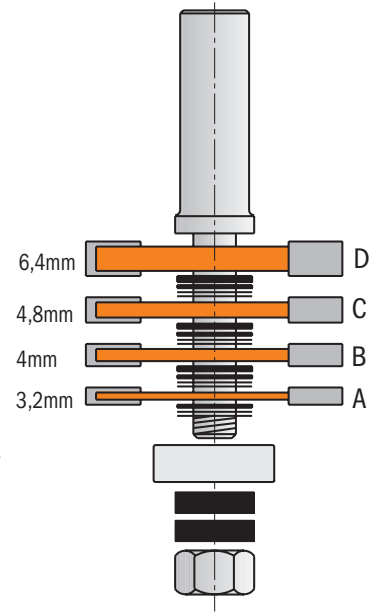
Cutter combinations	Cutter height	
	mm	mm
A	3,2	
B	4	
C	4,8	
D	6,4	
A + B	6,4	a 7,1
A + C	7,2	a 7,9
A + D	8,8	a 9,5
B + C	8	a 8,7
B + D	9,6	a 10,3
C + D	10,4	a 11,1
A + B + C	10,4	a 11,8
A + B + D	11,9	a 13,3
A + C + D	12,7	a 14,1
B + C + D	13,5	a 14,9
A + B + C + D	15,9	a 18

Use shims to adjust cut width: MIN 1mm - MAX 1,7mm



I mm	D mm	H mm	L mm	ORDER NO. S=Ø12mm	ORDER NO. S=Ø12,7mm	Spare parts		
3,2-18	47,6	12,8	81	900.506.11				
3,2-18	47,6	12,8	81		800.506.11	924.128.00	791.005.00	990.020.00
						824.128.00	791.005.00	990.020.00

Spare parts 541.515.00 0,1mm spacer
 541.517.00 0,5mm spacer
 541.518.00 1mm spacer
 541.501.00 4mm spacer

Optional:
 791.711.00 Kit with two 28,5mm and 34,9mm bearing for slot cutter



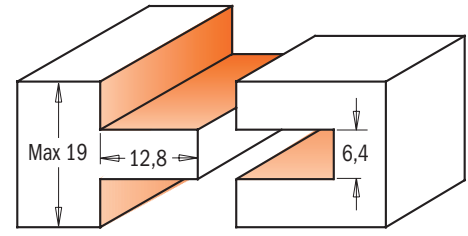
Tongue & Groove Set



8/900.626



Make tongue and groove joints without the complicated process of taking apart and reassembling bits. The new CMT tongue and groove set gives you one bit to groove the slot and a separate bit to mill the tongue. Or use your imagination and put them to work individually on other projects. Makes tongue and groove cuts in wood up to 19mm thickness.



Drawings are 1:1 scale

Profile	I mm	D mm	H mm	L mm	ORDER NO. S=Ø8mm	ORDER NO. S=Ø12mm	ORDER NO. S=Ø12,7mm	Spare parts			
A+B	19	47,6	12,8	71	900.126.11						
A+B	19	47,6	12,8	71		900.626.11		924.083.00	791.005.00	822.364.11	990.020.00
A+B	19	47,6	12,8	71			800.626.11	924.131.00	791.005.00	822.364.11	990.020.00
A	19	47,6	12,8	71			800.626.11M	824.131.00	791.005.00	822.364.11	990.020.00

Spare parts 541.515.00 0,1mm spacer
 541.516.00 0,3mm spacer
 541.517.00 0,5mm spacer

541.518.00 1mm spacer
 541.500.00 3mm spacer

SAW BLADES
JIG SAW BLADES
SAW BLADES
TOOLS FOR MULTI-CUTTERS
TOOLS WITH BORE & KNIVES
ROUTER BITS & SETS
CNC ROUTER CUTTER & CHUCKS
INDUSTRIAL DOWEL DRILLS
BITS FOR HAND POWER TOOLS
HOLE SAW BLADE
POWER TOOLS & ACCESSORIES
DISPLAY CABINETS & SPARE PARTS

Slot Cutters

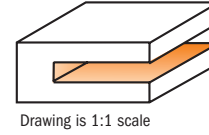
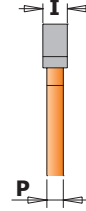



7/8/922A/B

Uses for the CMT three wing slot cutter are almost infinite. Cut slots and grooves for splines, biscuits, T-molding or tongue and groove.

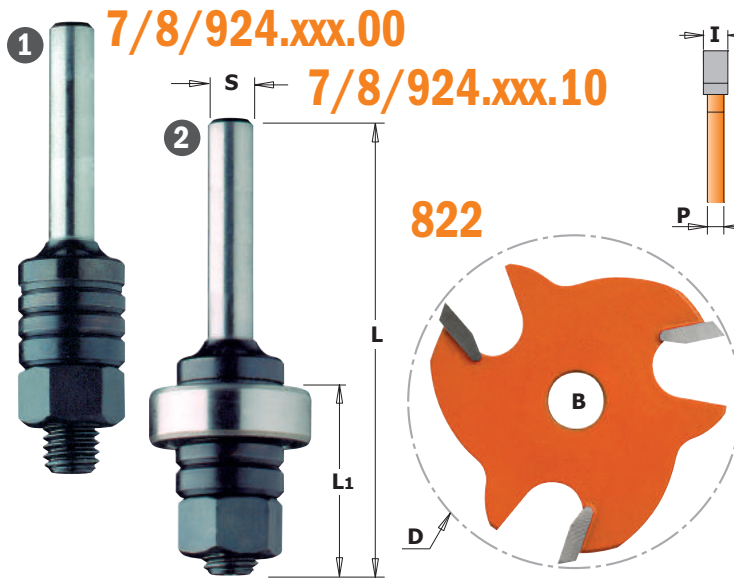
Every cutter features anti-kickback design, micrograin carbide tips and CMT is trademark orange non-stick PTFE coating. CMT slot cutters are available as a blade only or with your choice of a 6, 8, 12, 6,35 or 12,7mm diameter arbor which includes a 22mm diameter bearing for a cutting depth of up to 12,7mm.

NOTE: For biscuit joints, use I=4mm slot cutter.



I mm	P mm	D mm	H mm	ORDER NO. S=Ø6mm	ORDER NO. S=Ø6,35mm	ORDER NO. S=Ø8mm	ORDER NO. S=Ø12mm	ORDER NO. S=Ø12,7mm
1,5	1,07	47,6	12,8	722.315.11A		922.315.11A	922.315.11B	
1,6	1,07	47,6	12,8		822.316.11A			822.316.11B
2	1,27	47,6	12,8	722.320.11A	822.320.11A	922.320.11A	922.320.11B	822.320.11B
2,4	1,27	47,6	12,8		822.324.11A			822.324.11B
2,5	1,27	47,6	12,8	722.325.11A		922.325.11A	922.325.11B	
3	1,27	47,6	12,8	722.330.11A		922.330.11A	922.330.11B	
3,2	1,27	47,6	12,8		822.332.11A			822.332.11B
3,5	2,07	47,6	12,8	722.335.11A		922.335.11A	922.335.11B	
4	2,07	47,6	12,8	722.340.11A	822.340.11A	922.340.11A	922.340.11B	822.340.11B
4,8	2,86	47,6	12,8		822.348.11A			822.348.11B
5	2,86	47,6	12,8	722.350.11A		922.350.11A	922.350.11B	
6	4,45	47,6	12,8	722.360.11A	822.360.11A	922.360.11A	922.360.11B	822.360.11B
6,4	4,45	47,6	12,8		822.364.11A			822.364.11B

These three wing carbide tipped Slot Cutters feature anti-kickback three wing blade design and CMT's trademark orange P.T.F.E. Industrial Coating. All cutters feature an 8mm bore that fits CMT's arbors (items 7/8/924).



I mm	P mm	D mm	B mm	ORDER NO.
1,5	1,07	47,6	8	822.315.11
1,6	1,07	47,6	8	822.316.11
1,8	1,27	47,6	8	822.318.11
2	1,27	47,6	8	822.320.11
2,2	1,27	47,6	8	822.322.11
2,4	1,27	47,6	8	822.324.11
2,5	1,27	47,6	8	822.325.11
2,8	1,27	47,6	8	822.328.11
3	1,27	47,6	8	822.330.11
3,2	1,27	47,6	8	822.332.11
3,5	2,07	47,6	8	822.335.11
4	2,07	47,6	8	822.340.11
4,8	2,86	47,6	8	822.348.11
5	2,86	47,6	8	822.350.11
6	4,45	47,6	8	822.360.11
6,4	4,45	47,6	8	822.364.11

DESCRIPTION	L1 mm	L mm	ORDER NO. S=Ø6mm	ORDER NO. S=Ø6,35mm	ORDER NO. S=Ø8mm	ORDER NO. S=Ø12mm	ORDER NO. S=Ø12,7mm
1 Slot cutter arbor without bearing	26	61	724.060.00	824.064.00	924.080.00		
1 Slot cutter arbor without bearing	26	67,5				924.120.00	824.127.00
2 Slot cutter arbor with bearing	26	61	724.060.10	824.064.10	924.080.10		
2 Slot cutter arbor with bearing	26	67,5				924.120.10	824.127.10
Slot cutter arbor without bearing, long series	40	86			924.083.00		
Slot cutter arbor with bearing, long series	40	86			924.083.10		

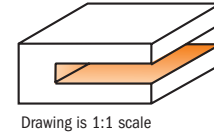
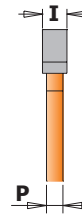
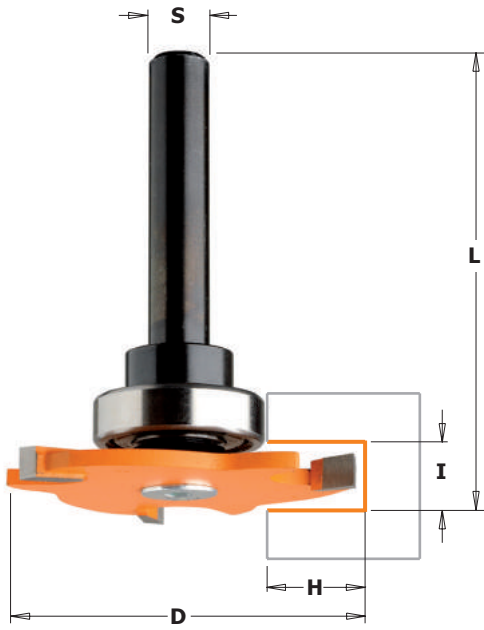
Spare parts

791.005.00	Ø8-22mm bearing	541.518.00	1mm spacer
541.501.00	4mm spacer	990.020.00	M8 nut
541.500.00	3mm spacer		



923A - 823B

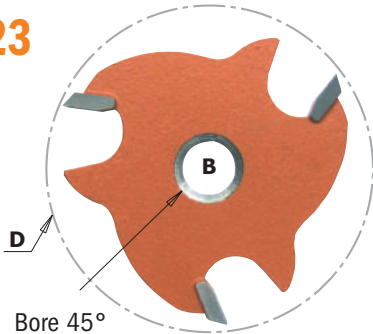
The uses of this bit are infinite: not only can you rout grooves and rabbets, but you can even T or dovetail joints on wood panels. Each bit has three carbide tipped cutters and has an orange coloured PTFE coating, it features anti-kickback design too. The 22mm bearing is included for a cutting depth of 12,8mm. The bit and the slot cutter are also available separately.



Drawing is 1:1 scale

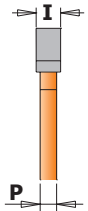
I mm	P mm	D mm	H mm	L mm	ORDER NO. S=Ø8mm	ORDER NO. S=Ø12,7mm
3	1,27	47,6	12,8	58	923.330.11A	
3,2	1,27	47,6	12,8	57,5		823.332.11B
4	2,07	47,6	12,8	58,3	923.340.11A	823.340.11B
5	2,86	47,6	12,8	63	923.350.11A	
6,4	4,45	47,6	12,8	60,7		823.364.11B

823



These three wing carbide tipped slot cutters feature anti-kickback three wing blade design and CMT's trademark orange PTFE Industrial Coating. All cutters feature an 8mm bore that fits CMT's arbors (items 7/8/924).

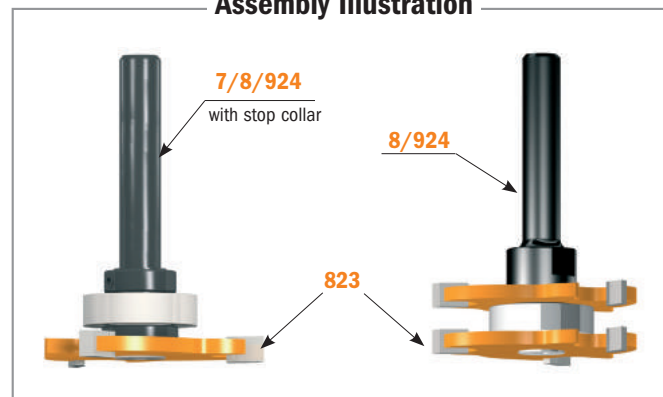
I mm	P mm	D mm	B mm	ORDER NO.
3	1,27	47,6	8	823.330.11
3,2	1,27	47,6	8	823.332.11
4	2,07	47,6	8	823.340.11
5	2,86	47,6	8	823.350.11
6,4	4,45	47,6	8	823.364.11



7/8/924




Assembly Illustration



DESCRIPTION	ORDER NO. S=Ø6mm	ORDER NO. S=Ø6,35mm	ORDER NO. S=Ø8mm	ORDER NO. S=Ø12,7mm
① Slot cutter arbor without bearing without stop collar	724.061.00	824.061.00	924.081.00	824.121.00
① Slot cutter arbor with bearing and stop collar	724.061.10	824.061.10	924.081.10	824.121.10
② Slot cutter arbor without bearing			924.082.00	824.122.00
② Slot cutter arbor with bearing			924.082.10	824.122.10

Spare parts	791.012.00	791.013.00	541.001.00	541.002.00	541.003.00	541.004.00	541.515.00	541.516.00	541.517.00	541.518.00	990.055.00	991.067.00
	Ø8-22mm bearing	Ø12,7-22mm bearing	Stop collar for Ø6,35mm shanks	Stop collar for Ø12,7mm shanks	Stop collar for Ø6mm shanks	Stop collar for Ø8mm shanks	0,1mm spacer	0,3mm spacer	0,5mm spacer	1mm spacer	M5x12mm TSPEI screw	3mm hex key

Flute & Bead Set


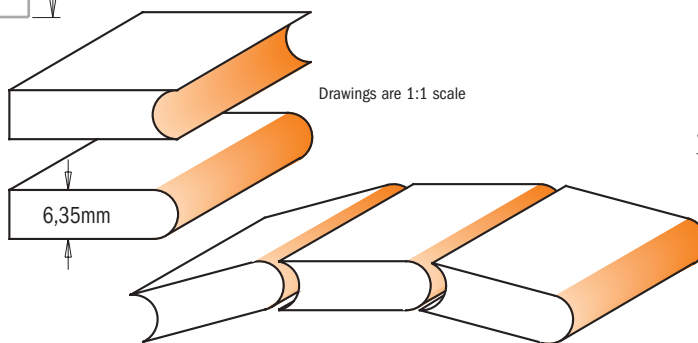


8/955.701

This perfectly mated CMT set is ideal for making canoe slats and hot tub enclosures. Featuring tungsten carbide, the bits' cutting edges stay sharp after cutting large amounts of stock, and the anti-kickback design lets you work safely.

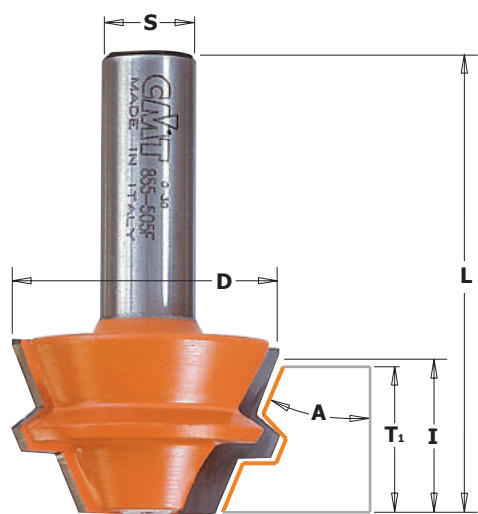


Use both the flute and the bead bits for 6,35mm (1/4") slats as shown below.



R	D	ORDER NO.	ORDER NO.
mm	mm	S=Ø12mm	S=Ø12,7mm
3,2	38	955.701.11	855.701.11

Lock Miter Set


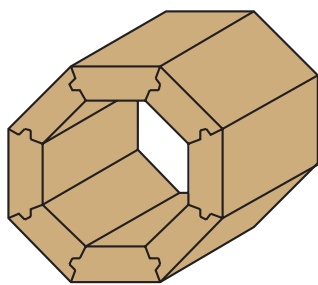
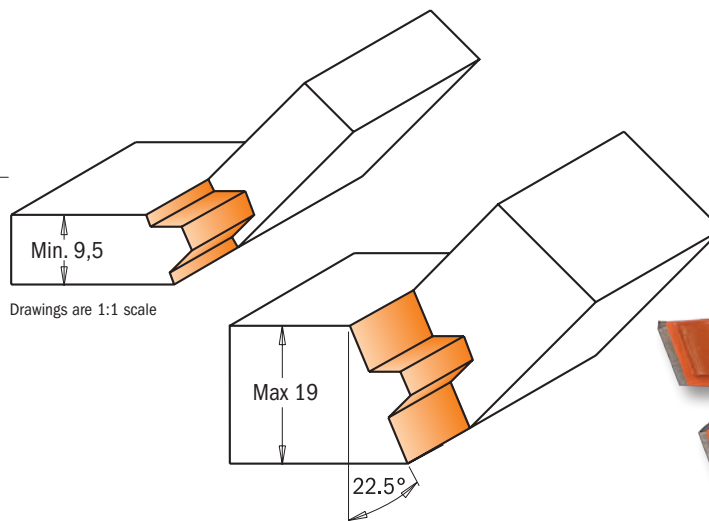


8/955

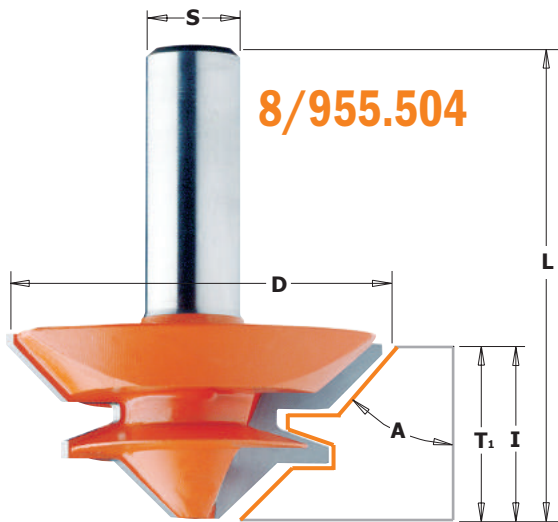


Now you don't have to fight with those awkward clamps on your 22,5° projects. Use this pair of bits to produce octagonal shaped boxes and popular corner cabinetry like corner cabinets for kitchens, entertainment centres, kitchen islands and corner hutches. This 22,5° Lock Miter set provides a strong tight joint when you want to join wood at 45° angles.

Biscuits and splines are time-consuming to make and difficult to clamp. CMT's matched pair of cutters makes set-up easy. Height adjustment is not critical with this matched pair; simply adjust your fence so the top edge of the work piece intersects the angle of the bit where it meets the fence. After your joints are machined they can be glued and assembled and simply clamped by using strapping tape.



D	I	A	T ₁	L	ORDER NO.	ORDER NO.
mm	mm	°	mm	mm	S=Ø8mm	S=Ø12,7mm
37,3	22,2	22,5°	9,5 ÷ 19	60,3	955.005.11	855.505.11

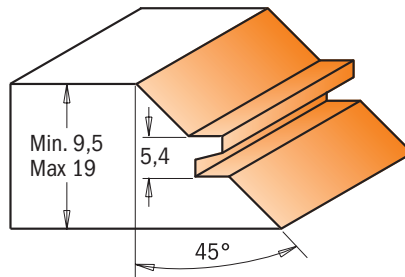
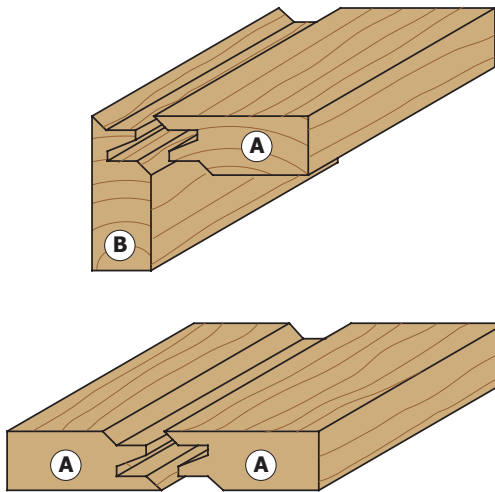


8/955.504

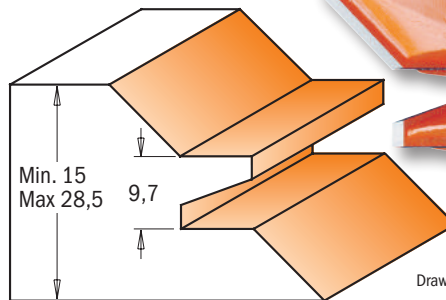
CMT lock miter bits are ideal for milling miter joints in 28,5mm stock. A quick and easy way to accurately create boxes, stretcher bars, frames and any assortment of right angle or parallel joint projects.

To produce perfectly fitting miter joints, lay one piece with the inside face-down on the work table and the wood centred to the bit. Mill as shown in step 1 of the illustration below. Mill the second piece with the inside face placed vertical to the bit and fence, as shown in step 2.

To mill sturdy parallel glue joints follow step 1 shown in the illustration with the inside face of the workpiece laid flat on the table and centred to the bit. To make the second part, lay the workpiece flat on the table and centred to the bit. Mill with the inside face-up.

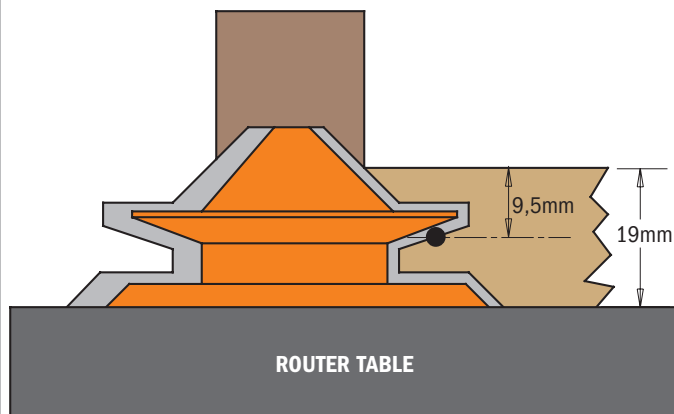


8/955.503

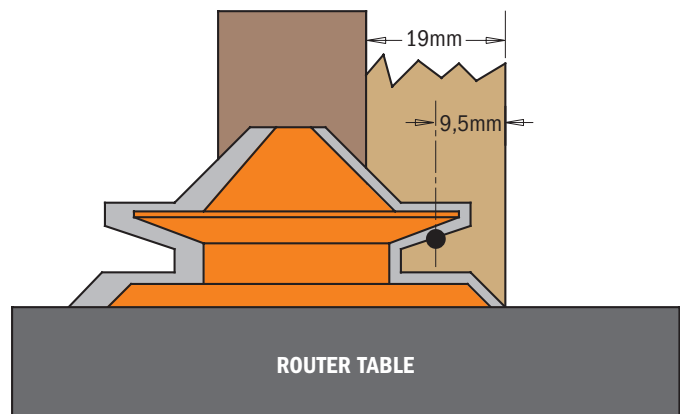


Drawings are 1:1 scale

For miter and parallel glue joints using 19mm board



Nr. 1: Rout one piece with the inside face flat on the router table. Be sure the cut is centred to the stock.



Nr. 2: Rout the second piece with the inside face vertical to the fence.

D mm	I mm	A	T ₁ mm	L mm	ORDER NO. S=∅12mm	ORDER NO. S=∅12,7mm
70	31,7	45°	15 ÷ 28,5	69,9	955.503.11	855.503.11
50,8	22,2	45°	9,5 ÷ 19	60,3	955.504.11	855.504.11

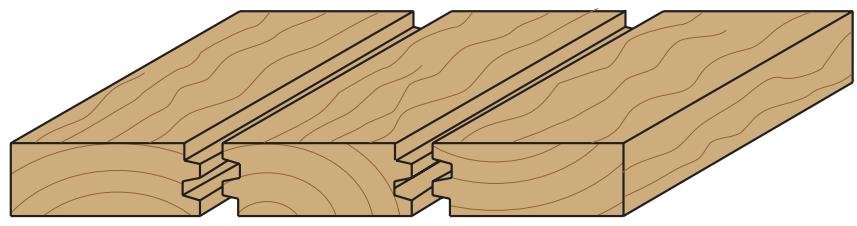
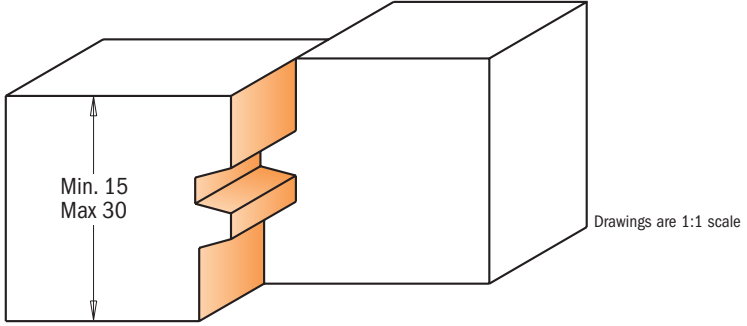

Reverse Glue Joint Bits



8/955.501

The most unique and important characteristic of this CMT bit is its capacity to produce an almost indestructible glue joint quickly and without error. Ideal for routing wide dimension panels, doors and furniture pieces. By accurately centering the bit to the wood, the upper and lower vertical cutting edges of the bit will cut equal proportions. Simply run one edge of the panel, turn the panel over, and then run the opposite edge - you will produce perfectly harmonized reverse cuts that match up to make flawless joints.


SHOP TIPS: When glueing, apply enough pressure to securely seal the joint. Insufficient pressure results in a weak joint and excessive pressure will distort the wood.



Example using a 19mm board

To accurately centre the wood to the bit: Adjust the bit according to the thickness of the wood you are cutting. Line up the cut edge of the wood to the centre point of the bit as illustrated in the enlarged drawing. The upper and lower vertical cutting edges of the bit are in proportion and at an equal distance from the centre point of the bit. Run one cut edge of the wood, turn the piece over and run the other edge for exact reverse cuts that match up perfectly. Assemble the reverse cut pairs together for beautiful, strong joints.

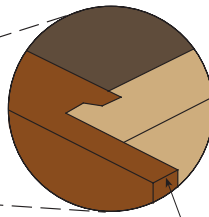
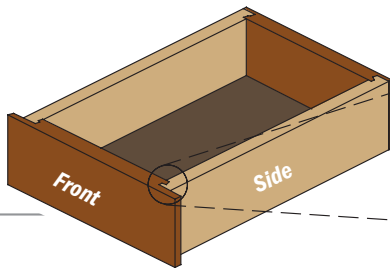
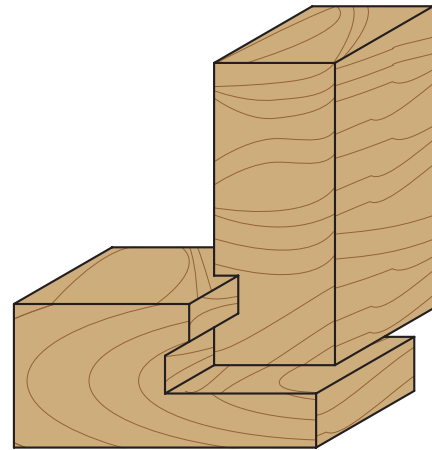
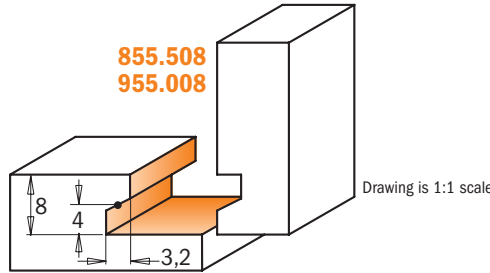
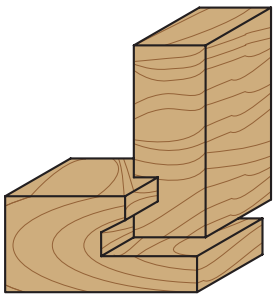
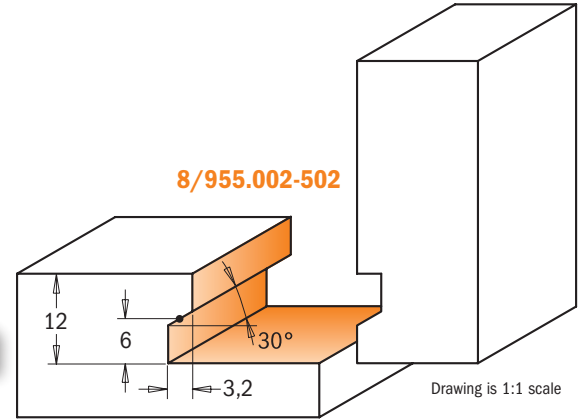
D mm	I mm	T ₁ mm	L mm	ORDER NO. S=Ø12mm	ORDER NO. S=Ø12,7mm
44,4	32	15 - 30	70,1	955.501.11	855.501.11



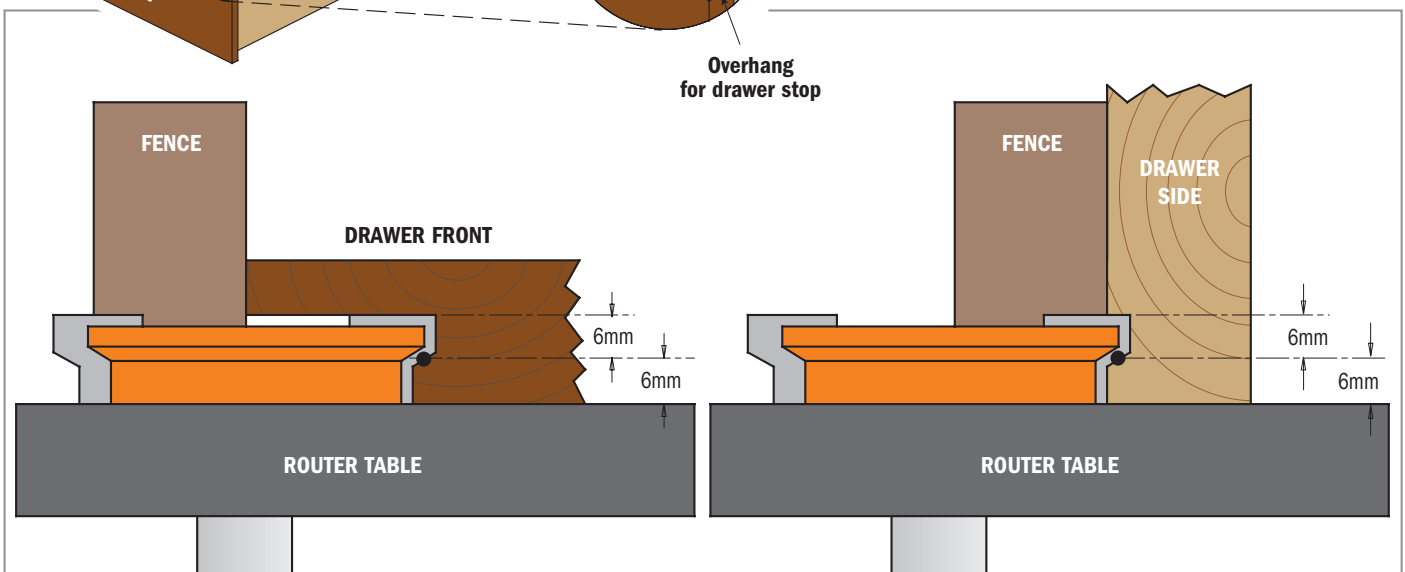
855.508 - 955.008
7/8/955.002 - 8/955.502



The key to success when constructing quality drawers is in the quality of the drawer lock bit you use. With CMT drawer lock bits you can make strong, perfectly fitted joints quickly and easily. As illustrated below, mill the drawer front with the inside face-down on the work table. Mill the sides of the drawer with the inside face placed vertical to the bit and fence, and perpendicular to the table. These bits are to be used on router tables only. Do not use on hand-held routers.



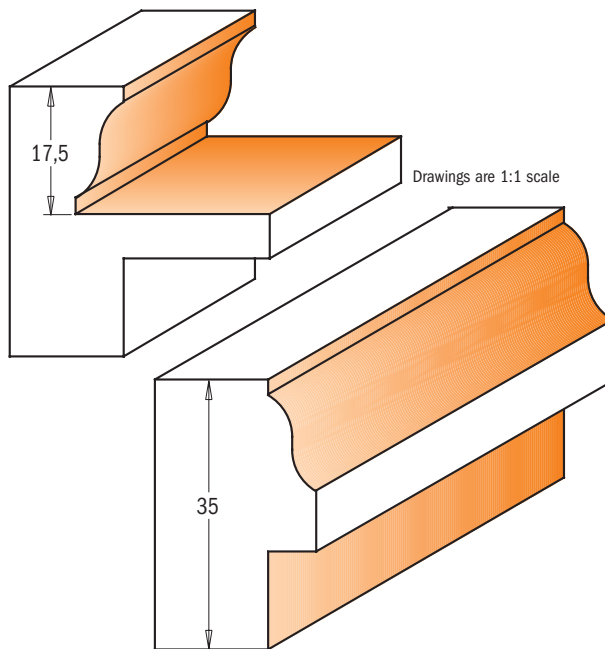

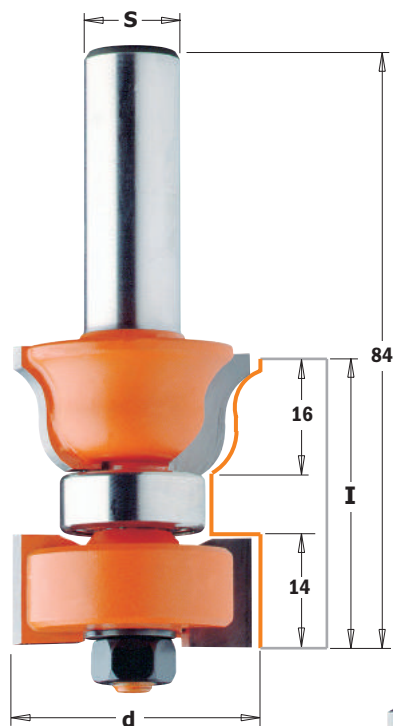
Overhang for drawer stop



D	T ₁	I	L	ORDER NO.	ORDER NO.	ORDER NO.	ORDER NO.	ORDER NO.
mm	min. mm	max. mm	mm	S=Ø6mm	S=Ø6,35mm	S=Ø8mm	S=Ø12mm	S=Ø12,7mm
25,4	9,5	15,87	12,7	54	755.002.11	855.002.11	955.008.11	855.508.11
31,7	15,87	25,4	12,7	44,5			955.002.11	
50,8	15,87	25,4	12,7	50,8			955.502.11	855.502.11

Window Sash Set

8/955.801



d	I	L	D	I	L	ORDER NO.	ORDER NO.
mm	mm	mm	mm	mm	mm	S=∅12mm	S=∅12,7mm
35	35	84	38	17,5	56	955.801.11	855.801.11

Spare parts



Step-By-Step Window Sash Construction

CMT set makes it easy!

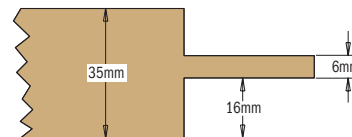
In our step-by-step example for window sash construction, we used the following:

- CMT Window Sash Set (item #855.801.11)
- stiles cut 35mm thick
- rails cut 35mm thick
- scrap stock

The CMT Window Sash Set was designed ideally for the construction of windows in 35mm stock, however variations as narrow as 28mm can be used. Stock thicker than 35mm exceeds the milling range of the cutter. Remember to adjust your measurements and cutting depths according to the wood thickness you use. We suggest making a trial joint in scrap stock according to the following steps before milling all of the cope and stick profiles.

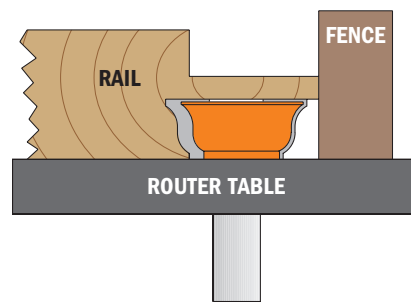
STEP 1 - Measurements and making the tenons

The ideal thickness of the stiles when using the CMT sash set is 35mm. The desired width of the stiles will determine the length you need to make your tenons, while the length of the stile will represent the desired full height of the sash. When cutting the rails to length, make sure to add the length of the two tenons to the overall length of the rail. The length of the tenons should be at least half the width of the stile. Mill 16mm measuring from the front face of the stock using a table saw, radial saw or router as shown in illustration 1. This measurement remains invariable since it is calculated to the height of the CMT sash routers. The width of the tenon is 6mm. Rotate the stock and mill the other side. As per our example, the second milling will be 13mm but this measurement will vary if you are using thinner stock.



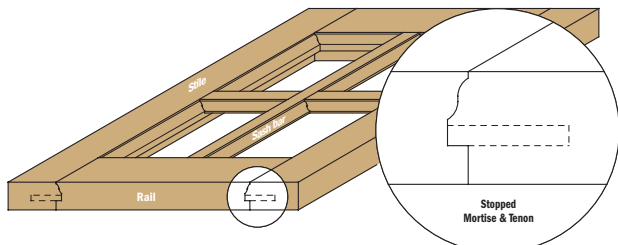
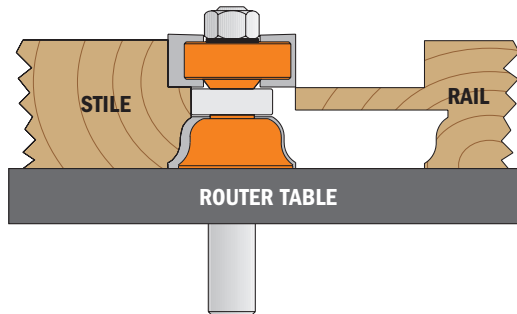
STEP 2 - Making the cope profile on rails, sash bar and muntins

To make the cope profile, place the rail face front down on the router table with the tenon flush to the bit as shown in illustration 2. Adjust the fence so the bit mills 6,35mm deeper than the tenon. To mill the sash bar and the muntins (cross bars), position front face down on the router table and mill without changing the height of the bit.

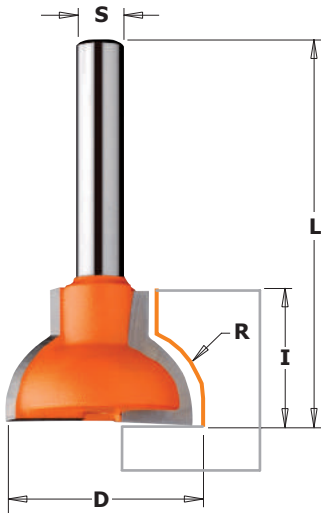


STEP 3 - Making the stick profile on rails, stile, sash bar and muntins

To mill the stick profile along the inside edges of all sash parts, place the already milled cope profile front face down on the router table and adjust the sash bit so that the lower edge of the top cutter will exactly touch the upper edge of the tenon as shown in need to 3 illustrations. With the rail still face down on the table, turn it so the inside edge of the rail is touching the bit and mill the stick profile. Mill the inside edges of the stiles and mill both edges of the front face of the sash bar and muntins. To cut the slots for the tenons, measure 16mm from the front face of the stiles and rout with a table saw.

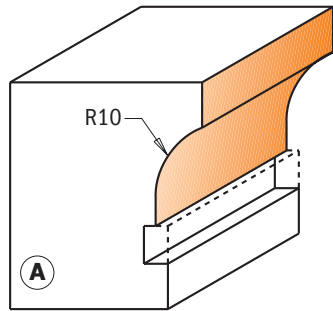


Ovolo Sash Bits

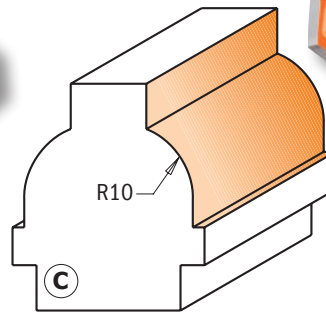
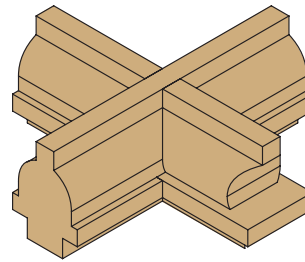
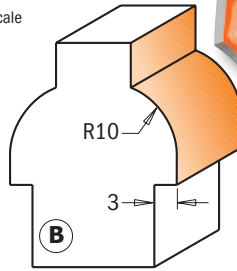


8/955.3

These bits allow you to make true divided light doors for fine furniture and cabinets as well as sash bar windows, and stile and rail constructions. The glazing bar ovolo bits are bearing-guided to enable curved frames to be moulded. Cove bits can be used to produce easy-to-pull drawer handles.



Drawings are 1:1 scale



D mm	I mm	R mm	L mm	Profile	ORDER NO. S=Ø6,35mm	ORDER NO. S=Ø8mm
25	19	10	50,8	A	855.307.11M	955.307.11M
22	19	10	50,8	B	855.307.11F	955.307.11F
28	19	10	61,2	C	855.308.11F	955.308.11F

Spare parts

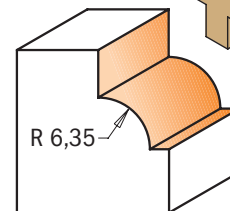
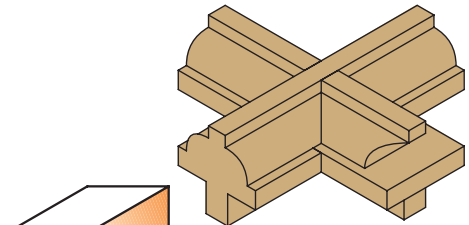
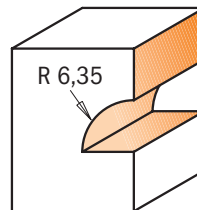
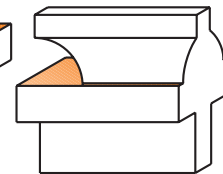
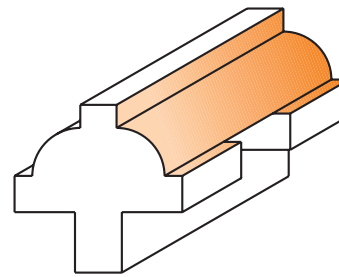



990.423.00 791.003.00 990.058.00 991.057.00

Ovolo Sash Set



955.302 - 855.802



Drawings are 1:1 scale

d mm	D mm	I mm	R mm	ORDER NO. S=Ø8mm	ORDER NO. S=Ø12,7mm
30	31,7	12	6,35	955.302.11	855.802.11

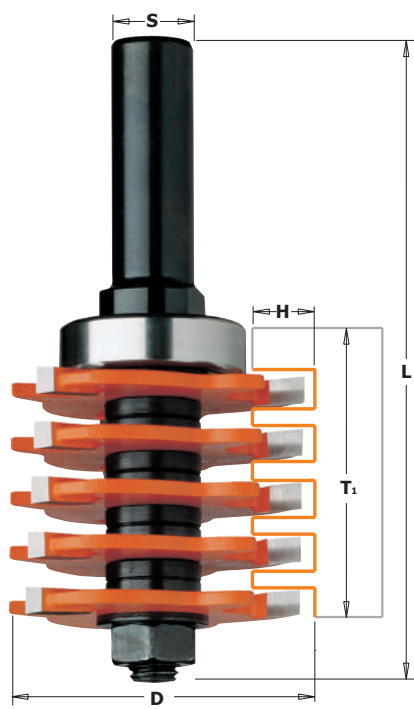
Spare parts



990.423.00 791.003.00 990.058.00 991.057.00 791.011.00 541.002.00

Spare parts 991.056.00 1,5mm hex key

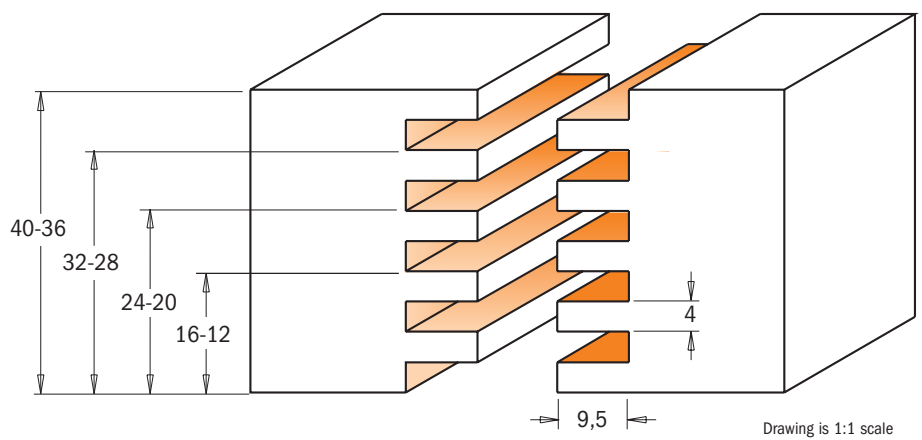
Finger Joint Bit



8/900.616



This router allows you to carry out accurate and functional finger joints in a much easier way. Without any adjustment you will be able to work woods with different thicknesses as indicated in the drawing. The bearing allows you to reach a 9,5mm cutting depth. For further cutting depths you need to use a fence.



T ₁ mm	D mm	H mm	L mm	ORDER NO. S=∅12mm	ORDER NO. S=∅12,7mm	Spare parts				
12 - 40	47,6	9,5	97	900.616.11						
12 - 40	47,6	9,5	97		800.616.11	924.130.00	791.027.00	822.340.11	990.020.00	


Spare parts

- 541.515.00 0,1mm spacer
- 541.519.00 5,8mm spacer
- 990.403.00 1,6mm washer
- 990.459.00 Kit with spacers

Optional

- 791.020.00 ∅38,1mm bearing (for depth 4,75mm)
- 791.029.00 ∅34,9mm bearing (for depth 6,35mm)
- 791.015.00 ∅31,7mm bearing (for depth 8mm)
- 791.011.00 ∅19mm bearing (for depth 14,3mm)

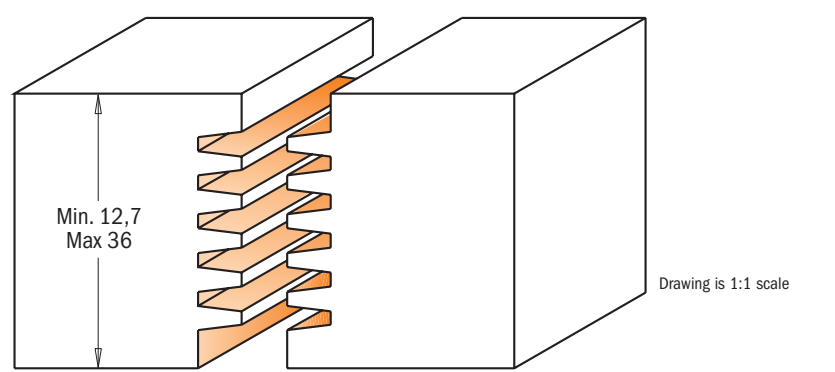
Professional Finger Joint Bit



8/900.606



This versatile CMT finger joint bit lets you make one of the most incredibly strong side-to-side or end-to-end joints in all wood and wood composites. The tightness of the accurately cut joint and the maximum glue surface create a joint that is actually stronger than an unworked piece of wood. CMT's professional finger joint features two flute design, carbide teeth and six removable cutters so you can make joints in a wide range of stock thicknesses, from 12,7mm to 36mm. Ideal for moulding manufacturers and furniture makers.



T ₁ mm	D mm	H mm	L mm	ORDER NO. S=∅12mm	ORDER NO. S=∅12,7mm	Spare parts				
12,7 - 36	47,6	5,5	97	900.606.11						
12,7 - 36	47,6	5,5	97		800.606.11	924.129.00	791.028.00	822.005.11	822.006.11	990.022.00


Spare parts

- 541.511.00 3mm spacer
- 541.512.00 2mm spacer


Optional

- 541.513.00 0,1mm spacer
- 990.458.00 Kit with spacer

V-Tongue & Groove Set

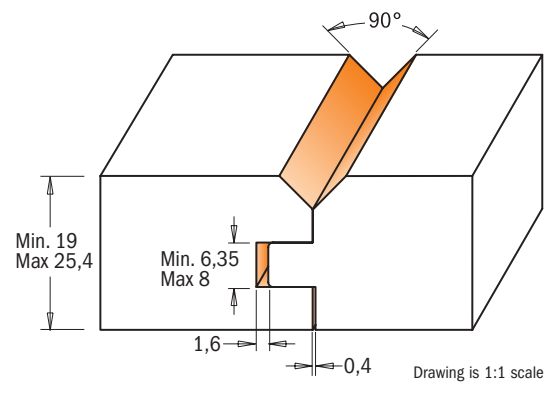


8/955.506




If the standard selection of moulding and mill work you find in today's lumber shops isn't satisfactory to your woodworking tastes, then consider CMT's moulding system instead. With these bits, you can make dozens of elaborate profiles by combining two or more passes. Avoid the average and create your own mouldings. Some initial suggestions are illustrated below.

SAFETY TIPS: use these bits with a fence. The profiles shown below are milled from heavy stock then refined to the desired shape.



D mm	T1 mm	ORDER NO. S=Ø12mm	ORDER NO. S=Ø12,7mm	Spare parts				
44,4	19÷25,4	955.506.11	855.506.11	822.013.11	822.014.11	791.011.00	791.005.00	990.020.00
Spare parts		541.515.00 0,1mm spacer	541.517.00 0,5mm spacer					
		541.516.00 0,3mm spacer	990.407.00 Shield					

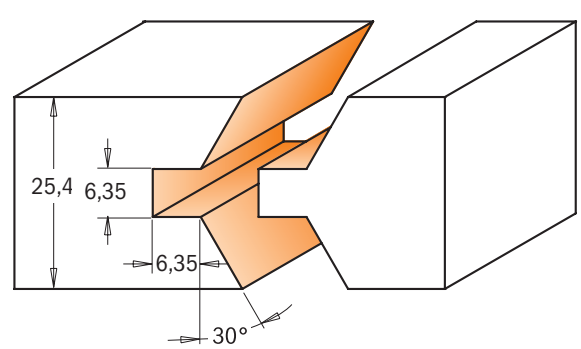
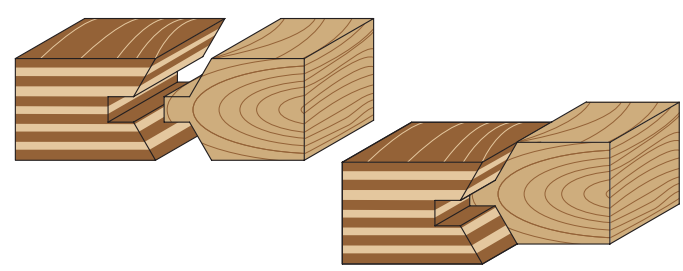
Edge Banding Bits Set



8/955.510



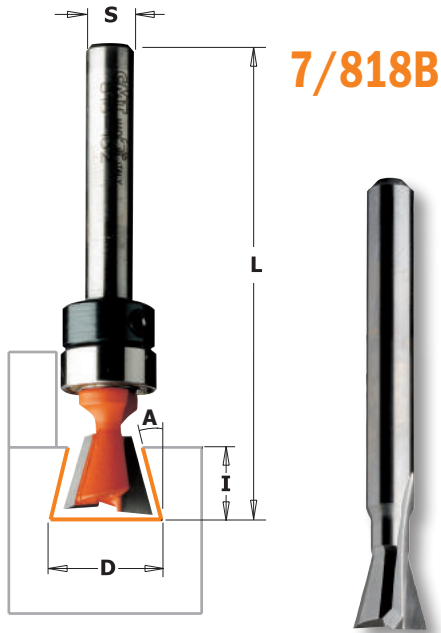
This is a great set to create cost-effective jet attractive and durable edge banding to your cabinet doors. Use 1/2" or 1" thick panels in plywood or MDF and create your own edge banding from the wood of your choice. Easy to use: just center each cutter on the stock and make the cut; glue together the two pieces and flush trim it after assembly if necessary. The set features a 60° tongue & groove for a large surface area for glue.



D mm	I mm	A	L mm	ORDER NO. S=Ø12mm	ORDER NO. S=Ø12,7mm	Spare parts			
40	25,4	30°	74,5	955.510.11	855.510.11	990.423.00	791.018.00	990.058.00	991.057.00

SAW BLADES
JIG SAW BLADES
SABRE SAW BLADES
TOOLS FOR MULTI-CUTTERS
TOOLS WITH BORE & KNIVES
ROUTER BITS & SETS
CNC ROUTER CUTTER & CHUCKS
INDUSTRIAL DOWEL DRILLS
BITS FOR HAND POWER TOOLS
HOLE SAW BLADE
POWER TOOLS & ACCESSORIES
DISPLAY CABINETS & SPARE PARTS

Dovetail Bits



7/818B



7/8/918

The beautifully crafted dovetail joint is a classic that appeals to both professionals and novices alike. Admired for its attractiveness in box and exposed joint projects, the dovetail is remarkably strong and functional.

CMT dovetail bits are available in 25 different sizes so you can stretch your creativity to the limit.

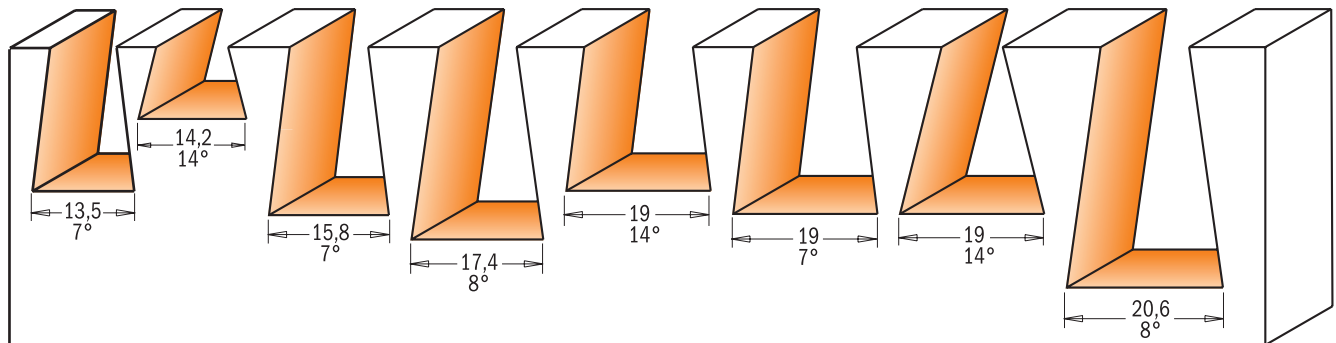
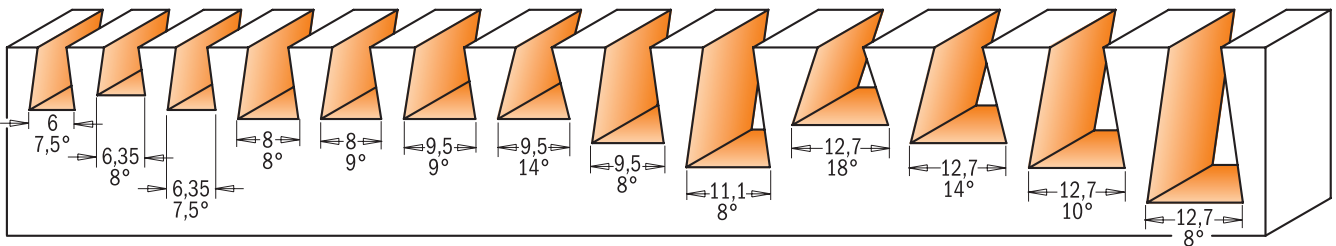
See the illustrations on the next page for dovetail joinery possibilities. CMT dovetail bits are designed to fit all popular jigs including Leigh, Keller, JoinTECH and Omnijig systems. You are sure to find the bit you are looking for in our vast selection of cutting sizes and angles.

Check the overall length of the bit before placing an order to be sure you get the size you need - CMT makes bits specifically to fit on jigs and routers that require a longer shank length.

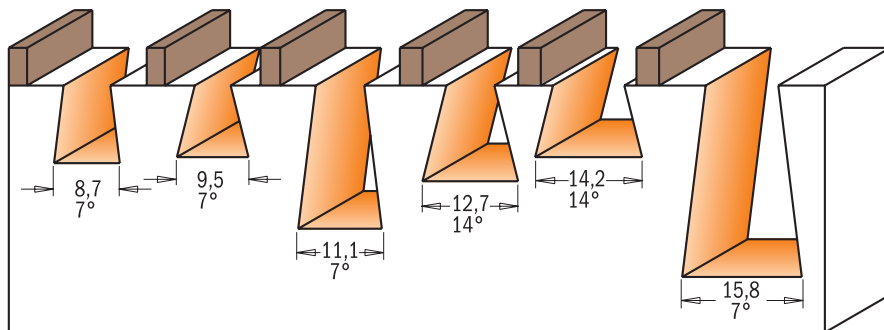
SHOP TIPS: two passes are recommended when routing dovetails with a template. Check that the dovetails have been cut through completely and smoothly before removing the workpiece.

For even easier routing and less stress on your dovetail bit, run the first pass with a straight bit. Use a dovetail on your router table equipped with a fence to achieve difficult chamfer angles.

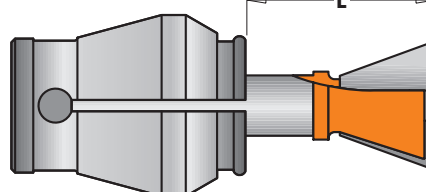
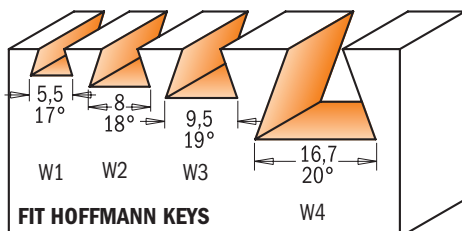
SAFETY TIPS: if a dovetail bit jams while working, adjust the position of the bit in the collet and make sure the cutting depth is correct. Do not lift the router out of the template.



Drawings are 1:1 scale



Drawings are 1:1 scale



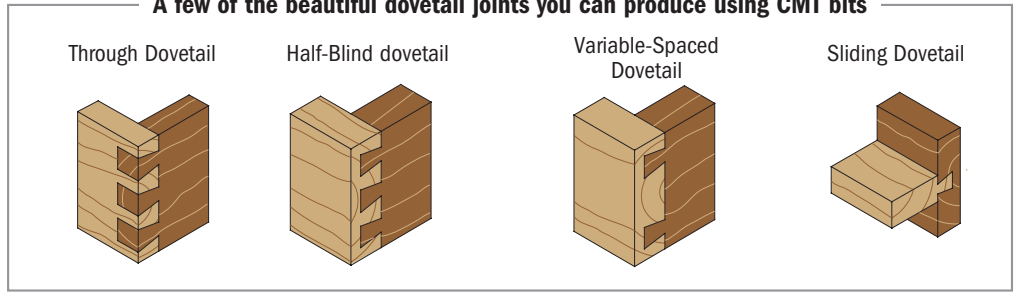
Fit Manufacturer/Model	ORDER NO.	
CMT-Enlock10	718.098.11B	818.098.11B
CMT-Enlock15	718.127.11B	818.128.11B
CMT300	718.127.11	818.128.11
	918.127.11	818.628.11

Manufacturer/Model	ORDER NO.	
FIT HOFFMANN KEYS		
W1 L=16mm	718.053.11	818.053.11
W2L=17,5mm	718.079.11	818.079.11
W3 L=19mm	718.093.11	818.093.11
W4 L=25mm	918.167.11	

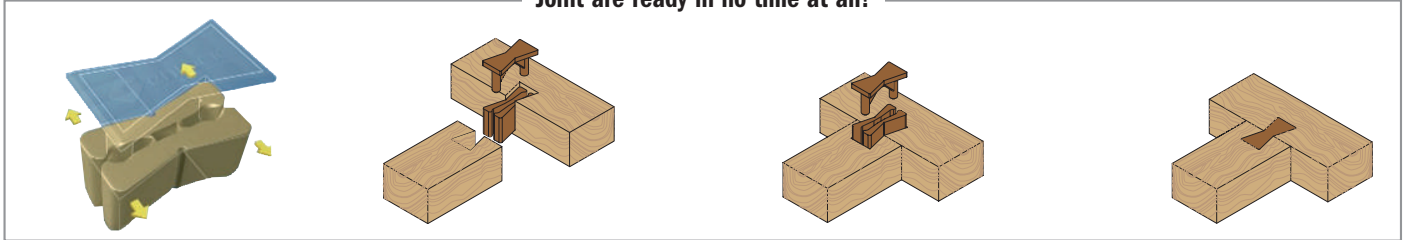
7/8/918 - 7/818B



A few of the beautiful dovetail joints you can produce using CMT bits



Joint are ready in no time at all!



D mm	I mm	L mm	A	ORDER NO. S=Ø6mm	ORDER NO. S=Ø6,35mm	ORDER NO. S=Ø8mm	ORDER NO. S=Ø12mm	ORDER NO. S=Ø12,7mm
•6	8,3	60	7,5°	718.060.11				
•6,35	6,35	50,8	8°		818.065.11			
•6,35	8,3	63,5	7,5°		818.064.11			818.564.11
•8	9,5	54	8°		818.081.11			
•8	9,5	52,5	9°		818.080.11			
•8	9,5	63,5	9°					818.580.11
9,5	9,5	52,5	9°	718.095.11	818.096.11	918.095.11		
9,5	9,5	63,5	9°					818.596.11
•9,5	9,5	60,3	14°		818.098.11			
•9,5	12,7	60,3	8°		818.097.11			
11,1	15,9	60,3	8°		818.111.11			
12,7	10,3	60,3	18°		818.132.11			
12,7	12,7	52,4	14°	718.127.11	818.128.11	918.127.11		
12,7	12,7	63,5	14°					818.628.11
12,7	12,7	62	14°		818.130.11			
12,7	16	60,3	10°		818.133.11			
12,7	20,6	69,8	8°		818.129.11	918.129.11		
13,5	19,05	61,5	7°					818.635.11
14,2	9,5	50,8	14°		818.142.11			
15,8	22	60,3	7°	718.158.11	818.158.11	918.158.11		
15,8	22	66,7	7°				918.658.11	818.658.11
17,4	25,4	77,6	8°					818.674.11
19	19	77,6	14°					818.691.11
19	22	60,3	7°	718.190.11	818.190.11	918.190.11		
19	22	66,7	7°				918.690.11	818.690.11
19	22	60,3	14°		818.191.11			
20,6	31,7	84,1	8°					818.706.11
With Top Bearing								
8,73	10,3	58	7°		818.087.11B			
•9,5	9,5	60,3	14°	718.098.11B	818.098.11B			
11,1	19	66,7	7°		818.113.11B			
12,7	12,7	52,4	14°	718.127.11B	818.128.11B			
14,2	9,5	50,8	14°		818.142.11B			
With Top Bearing (shank Ø9,5mm)								
15,8	25,4	68,3	7°			818.159.11B		
Fit Hoffmann Keys								
•5,5	4	43	17°	718.053.11	818.053.11			
•8	6	43	18°	718.079.11	818.079.11			
•9,5	7,3	43	19°	718.093.11	818.093.11			
16,7	12,5	49	20°			918.167.11		

7/8/918



Spare parts

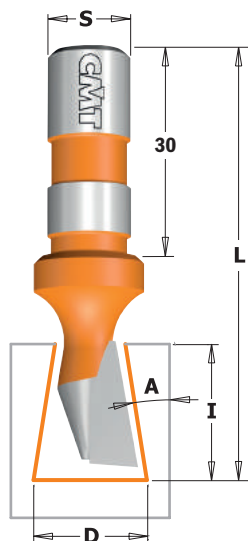
791.009.00	541.001.00
791.010.00	541.001.00
791.009.00	541.001.00
791.010.00	541.001.00
791.010.00	541.001.00
791.021.00	541.006.00

Spare parts 990.005.00 M3x3mm TSEI screw
991.056.00 1,5mm hex key

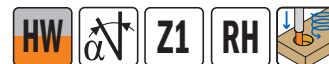
• HWM

SAW BLADES
JIG SAW BLADES
SABRE SAW BLADES
TOOLS FOR MULTI-CUTTERS
TOOLS WITH BORE & KNIVES
ROUTER BITS & SETS
CNC ROUTER CUTTER & CHUCKS
INDUSTRIAL DOWEL DRILLS
BITS FOR HAND POWER TOOLS
HOLE SAW BLADE
POWER TOOLS & ACCESSORIES
DISPLAY CABINETS & SPARE PARTS

9° Dovetail Cutters



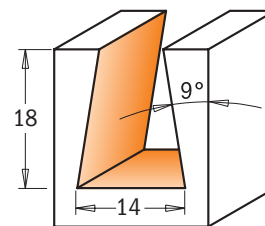
522




D mm	I mm	L mm	A	S mm	ORDER NO. Right-hand rotation
14	18	60	9°	12	522.140.11

TECHNICAL DETAILS:

- Super strength steel
- 1 HW precision ground cutting edge [Z1]



Drawing is 1:1 scale



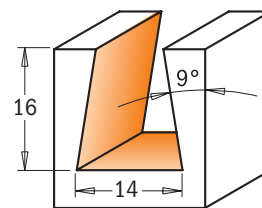
523



D mm	I mm	L mm	A	S mm	ORDER NO. Right-hand rotation
14	16	60	9°	10	523.140.11

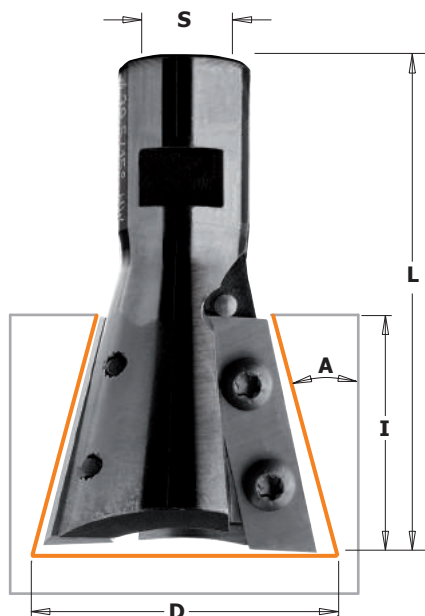
TECHNICAL DETAILS:

- Super strength steel
- 2 HW precision ground cutting edges [Z2]



Drawing is 1:1 scale

15° Dovetail Cutter with Insert Knives for Roof-Frames



664



D mm	I mm	L mm	A	S	ORDER NO. Right-hand rotation
39,5	31,5	65,5	15°	M12x1	664.395.11

TECHNICAL DETAILS:

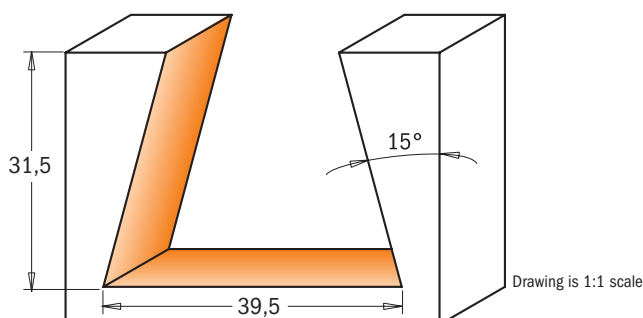
- Super strength steel
- 2 HWM precision insert knives [Z2]

APPLICATION:

This cutter allows you to assemble roof-frames by dovetailing.

Spare parts

790.315.00	990.078.00	991.061.00



Drawing is 1:1 scale

60° Lettering Bit

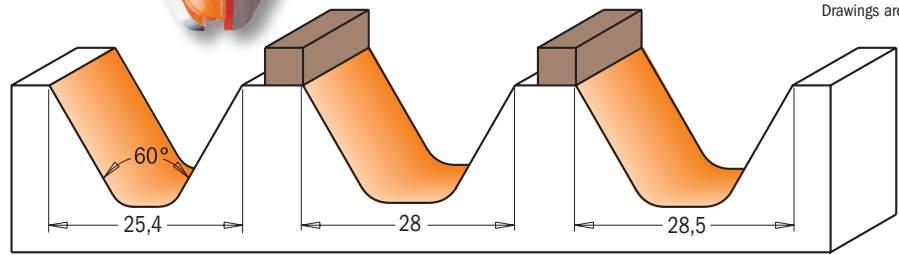


8/949B

7/8/949



The ideal bit for routing signs. CMT designed this bit with a 60° curved profile, a 3,2mm (1/8") radius and a flattened bottom to make relief letter-making easy and accurate. This exclusive design allows you to efficiently level off the area around the base of the letter and bevel the letter edges to eliminate aggravating splintering. Try our 60° lettering bit with top bearing guide to get even more precise decorative effects.




Drawings are 1:1 scale

D mm	I mm	A	L mm	ORDER NO. S=Ø6mm	ORDER NO. S=Ø6,35mm	ORDER NO. S=Ø12mm	ORDER NO. S=Ø12,7mm	Spare parts		
25,4	19	60°	50,8	749.001.11	849.001.11					
28	19	60°	63,5			949.502.11				
28,5	19	60°	63,5				849.501.11			
With Top Bearing										
28	19	60°	63,5			949.502.11B		791.026.00	541.005.00	991.056.00
28,5	19	60°	63,5				849.501.11B	791.027.00	541.002.00	991.056.00

Spare parts 990.005.00 M3x3mm STEI screw

Bowl & Tray Bits

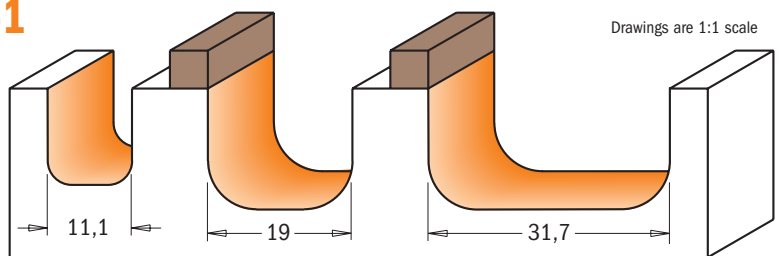


7/851B

7/8/951



This CMT bit is ideal for making bowls, trays, boxes, cutting boards or any other specialty or craft item. The round corner of the bit shapes the inner radius while the sides and bottom create the smooth flat surfaces. Makes pattern work quick and easy. For best results on jobs where accuracy is a priority, we recommend using our top bearing bowl and tray bits shown at the bottom of this page. Bowl and Tray bits with top bearings are great for pattern work. Use them to create raised sign lettering, trays and a variety of other items.



Drawings are 1:1 scale


D mm	I mm	R mm	L mm	ORDER NO. S=Ø6mm	ORDER NO. S=Ø6,35mm	ORDER NO. S=Ø8mm	ORDER NO. S=Ø12mm	ORDER NO. S=Ø12,7mm	Spare parts		
11,1	12,7	3,2	45,5		851.001.11						
19	16	6,4	54	751.002.11	851.002.11	951.002.11					
19	16	6,4	60,4				951.501.11	851.501.11			
31,7	16	6,4	60,4				951.502.11	851.502.11			
With Top Bearing											
19	16	6,4	54	751.002.11B					791.007.00	541.003.00	991.056.00
19	16	6,4	54		851.002.11B				791.004.00	541.001.00	991.056.00
19	16	6,4	60,4					851.501.11B	791.011.00	541.002.00	991.056.00
31,7	16	6,4	60,4				951.502.11B	851.502.11B	791.015.00	541.002.00	991.056.00

Spare parts 990.005.00 M3x3mm STEI screw

SAW BLADES
JIG SAW BLADES
SABRE SAW BLADES
TOOLS FOR MULTI-CUTTERS
TOOLS WITH BORE & KNIVES
ROUTER BITS & SETS
CNC ROUTER CUTTER & CHUCKS
INDUSTRIAL DOWEL DRILLS
BITS FOR HAND POWER TOOLS
HOLE SAW BLADE
POWER TOOLS & ACCESSORIES
DISPLAY CABINETS & SPARE PARTS

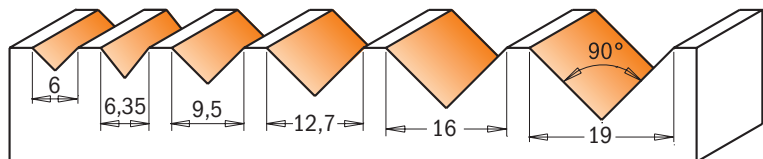
V-Grooving Bits (90°)

HW HWM Z2 RH

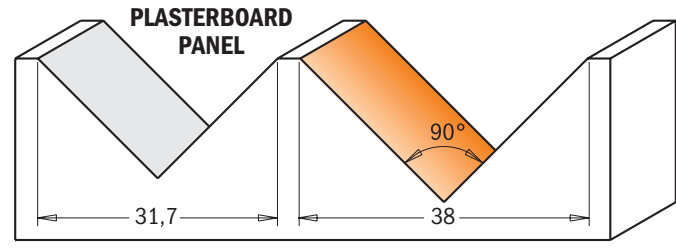


7/8/915

These double cutting edge CMT bits offer an almost endless range of woodworking possibilities. Make clean, perfect cuts in panels, drawer fronts or even plasterboard panels; chamfer edges or engrave beautiful lettering.



Drawings are 1:1 scale



• HWM

D mm	I mm	A	L mm	ORDER NO. S=Ø6mm	ORDER NO. S=Ø6,35mm	ORDER NO. S=Ø8mm	ORDER NO. S=Ø12mm	ORDER NO. S=Ø12,7mm
• 6	8	90°	38,1	715.060.11		915.060.11		
• 6,35	8	90°	38,1		815.064.11			
9,5	12,7	90°	44,5	715.095.11	815.095.11	915.095.11		
12,7	12,7	90°	44,5	715.127.11	815.127.11	915.127.11		
16	12,7	90°	52,8			915.160.11		
16	12,7	90°	63,5				915.660.11	815.660.11
19	16	90°	55,5	715.190.11				
19	16	90°	63,5				915.690.11	815.690.11
31,7	19	90°	63,5			915.317.11	915.817.11	815.817.11
38	28,5	90°	63,5			915.380.11		
38	28,5	90°	70					815.880.11

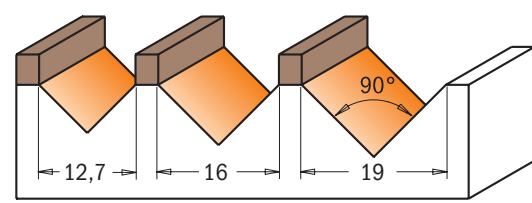


7/8/915B

HW Z2 RH

In addition, CMT has versatile top bearing bits that allow for several template options of your choice (see series 715B-815B-915B). Like all CMT bits, they are made of super strength Fatigue Proof® steel with carbide-tipped cutting edges and are coated with our trademark orange PTFE non-stick coating. These bits are ideal for routing signs, or almost any project that is suitable for accurate template routing.

TIPS: V-grooving bits can perfectly chamfer 45°. Two tools in one!



Drawings are 1:1 scale

D mm	I mm	L mm	A	ORDER NO. S=Ø6mm	ORDER NO. S=Ø6,35mm	ORDER NO. S=Ø8mm	ORDER NO. S=Ø12,7mm	Spare parts		
12,7	12,7	44,5	90°		815.127.11B			791.010.00	541.001.00	991.056.00
16	12,7	52,8	90°			915.160.11B		791.025.00	541.004.00	991.056.00
19	16	55,5	90°	715.190.11B				791.007.00	541.003.00	991.056.00
19	16	63,5	90°				815.690.11B	791.011.00	541.002.00	991.056.00

Spare parts 990.005.00 M3x3mm STEEL screw



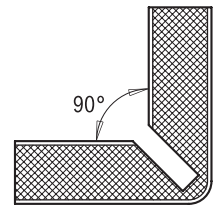
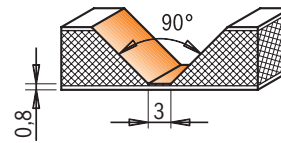
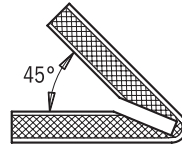
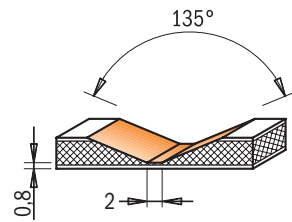
915

ALUCOBOND® plus composite panels can be shaped using a very simple processing method. The technique, called the routing and folding method, enables a fabricator to produce shapes of various kinds and sizes.

A V-shaped groove is routed on the reverse side of the ALUCOBOND® plus composite panel using a "V" groove router bit. A thin layer of the core material should be left at the base of the groove, i.e. on the inside of the outer cover sheet. The untouched outer cover sheet can now be bent manually, giving an exact and clean folding line which follows the routed groove. The outer radius of the folded edge depends on the shape of the groove and its depth.

We recommend that the routing be done using a CNC machining centre, a portable sheet milling machine or a hand router. The routing and folding method can be used for ALUCOBOND® plus composite panels with all available standard surface finishes. The advantages of this unique technique are:

- Low investment cost
- Simple fabrication technique
- Folding can be done on site, saving transportation costs
- Low-cost fabrication of shaped components, wall cladding, roof edgings, column cladding, flashings, etc.
- Flexibility in creating shapes
- Very cost effective
- Shapes are not limited by machine capacity.



Drawings are 1:1 scale

D mm	I mm	A	L mm	ORDER NO. S=Ø6mm	ORDER NO. S=Ø6,35mm	ORDER NO. S=Ø8mm
18	7,4	90°	60	715.001.11	815.001.11	915.001.11
18	3,3	135°	60	715.002.11	815.002.11	915.002.11

Laser Point Bit

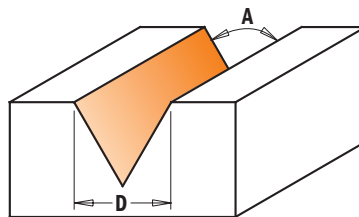


7/8/958




This new bit lets you make delicate grooves and incisions with laser precision. Make one of a kind effects with single run 30° bevel edges and this perfectly balanced bit allow you to work with superior accuracy with no risk of burning. Raise the whole 12,7mm diameter to render bold highlighted lettering. Super strong steel shank and micrograin carbide cutting edges guarantee long lasting performance.

7/858.002



Drawing is 1:1 scale

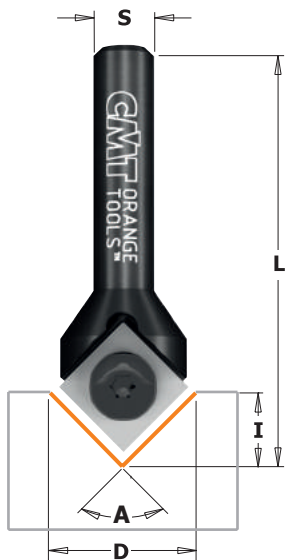


• HWM

D mm	I mm	A	Z	L mm	ORDER NO. S=Ø6mm	ORDER NO. S=Ø6,35mm	ORDER NO. S=Ø8mm	ORDER NO. S=Ø12,7mm
• 6	9	35°	1	50	758.002.11			
• 6,35	9,5	35°	1	50,8		858.002.11		
12,7	11	60°	3	57,2	758.001.11	858.001.11	958.001.11	
12,7	11	60°	3	60,3				858.501.11
12,7	10	60°	2	50,8		858.003.11	958.003.11	

V-Grooving & Signmaking Router Bits with indexable knives (90°)

INSERT CARBIDE **Z1** **RH** **4X**
LONGER LIFE


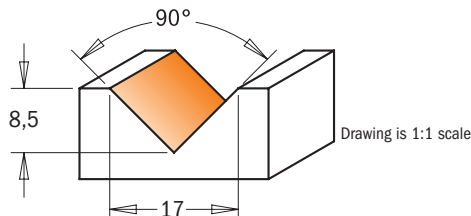





665

These bits have been designed for signmaking and lettering. When the insert shows signs of wear, you can simply rotate it to exploit the other cutting edges. A locking screw secures the insert tightly for safety and high cutting accuracy.

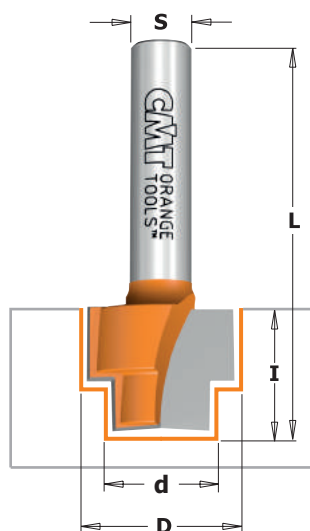
TECHNICAL DETAILS:

- Super strength steel.
- 1 HW precision insert knife [Z1].



A	D mm	I mm	L mm	ORDER NO. S=Ø6,35mm	ORDER NO. S=Ø8mm	Spare parts		
90°	17	8,5	53	665.171.11	665.170.11			
						790.120.00	990.075.00	991.061.00

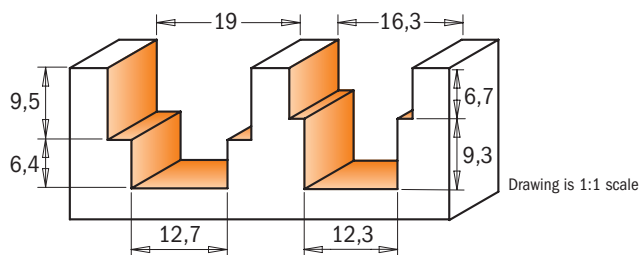
Stepped Rebate Router Bit



965

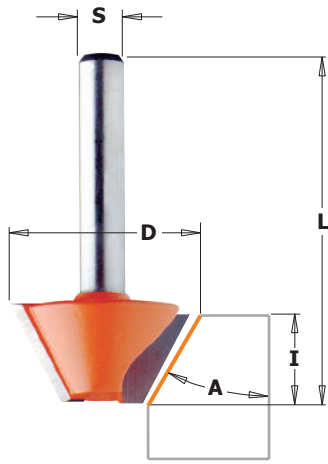
HW  **Z2** **RH**

Router bit featuring 2 carbide-tipped cutting edges for producing double rebates on wood and wood composites. Designed for accepting library/bookcase shelving strips or for accommodating hardware into your window slots.



d mm	D mm	I mm	L mm	ORDER NO. S=Ø8mm
12,3	16,3	16	80	965.122.11
12,7	19	15,9	50,8	965.121.11

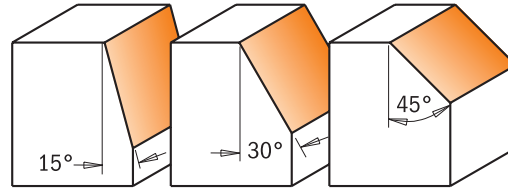
Chamfer Bits



703/4/5 - 903/4/5



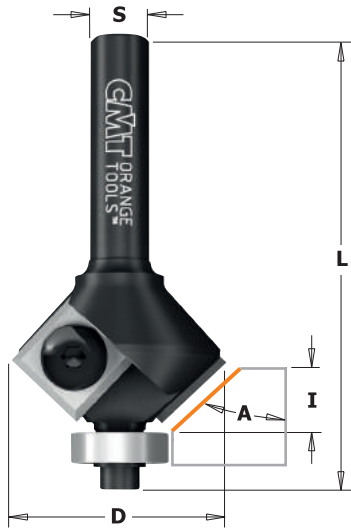
From a gently beveled edge to decorative chamfers in a variety of materials, CMT offers smooth results.



Drawings are 1:1 scale

A	D mm	I mm	L mm	ORDER NO. S=Ø6mm	ORDER NO. S=Ø8mm
15°	24	14	46	703.240.11	903.240.11
30°	26	12,7	44,5	704.240.11	904.240.11
45°	25	8	41	705.240.11	905.240.11

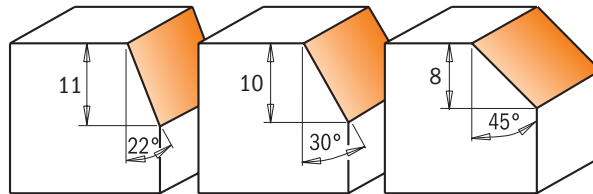
Chamfer Bits with Insert Knives



659



Bevel and Chamfer trim bits with two replaceable knives fixed by special Torx screws. The knives are sharpened on all 4-sided sharpened and provide three extra new edges. Guided bevel and chamfer trim bits type 659 are equipped with the ball bearing guides. Type 658 is unguided. For specialist applications requiring economy of replaceable tips. For precision work on laminates, MDF or for quick rounded edges in hard wood. For use on portable Routers or CNC machining centers.



Drawings are 1:1 scale



A	D mm	I mm	L mm	ORDER NO. S=Ø6mm	ORDER NO. S=Ø6,35mm	ORDER NO. S=Ø8mm	ORDER NO. S=Ø12,7mm	Spare parts		
45°	29	8	52	658.047.11		658.045.11				
22°	25	11	65	659.024.11	659.023.11	659.022.11		790.120.00	990.075.00	791.006.00
30°	28	10	66	659.032.11	659.031.11	659.030.11		790.120.00	990.075.00	791.006.00
45°	29	8	60	659.047.11	659.046.11	659.045.11		790.120.00	990.075.00	791.022.00
45°	29	8	68				659.646.11	790.120.00	990.075.00	791.022.00

Spare parts

990.400.00	Ø3.2/Ø7mm shield for M3 screw
990.051.00	M3x6mm TCEI screw
991.062.00	2,5mm hex key
991.061.00	T15 Torx key

SAW BLADES
SAW BLADES
SAW BLADES
MULT-CUTTERS
KNIVES & KNIVES
ROUTER BITS & SETS
CNC ROUTER CUTTER & CHUCKS
INDUSTRIAL DOWEL DRILLS
BITS FOR HAND POWER TOOLS
HOLE SAW BLADE
POWER TOOLS & ACCESSORIES
DISPLAY CABINETS & SPARE PARTS

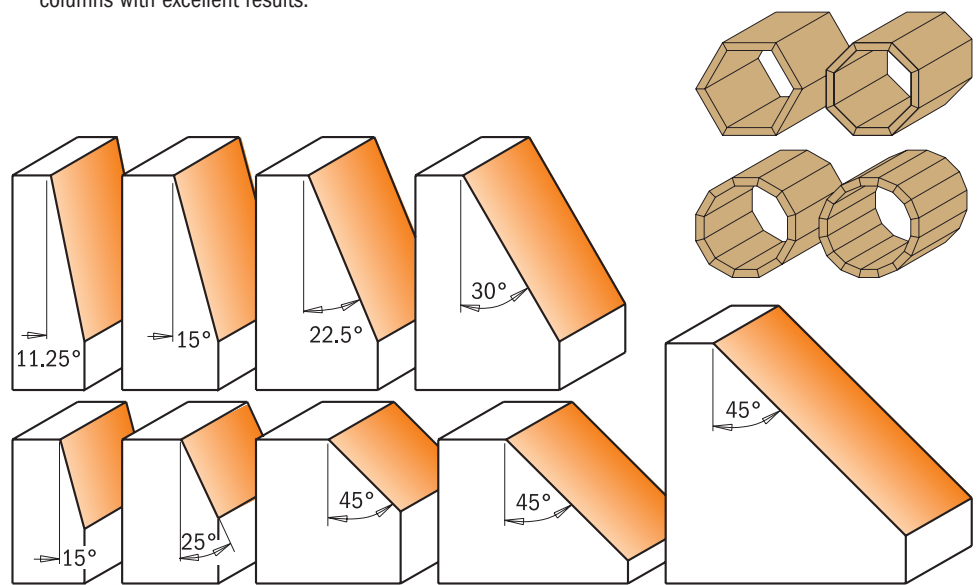
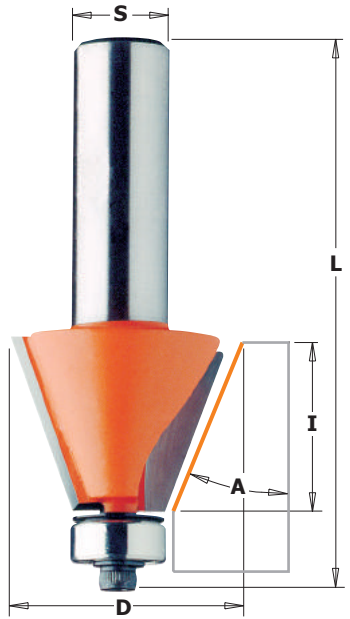
SAW BLADES
JIG SAW BLADES
SABRE SAW BLADES
TOOLS FOR MULTI-CUTTERS
TOOLS WITH BORE & KNIVES
ROUTER BITS & SETS
CNC ROUTER CUTTER & CHUCKS
INDUSTRIAL DOWEL DRILLS
BITS FOR HAND POWER TOOLS
HOLE SAW BLADE
POWER TOOLS & ACCESSORIES
DISPLAY CABINETS & SPARE PARTS

Chamfer Bits



7/8/936 - 8/957

CMT chamfer bits can cut clean, accurate bevels and chamfers and are great for edge work or for making perfectly aligned multi-sided containers, boxes and other decorative projects.
See illustration below for examples. Can be used for working larger scale projects such as beams and columns with excellent results.



Drawings are 1:1 scale

A	D mm	I mm	L mm	ORDER NO. S=Ø6mm	ORDER NO. S=Ø6,35mm	ORDER NO. S=Ø8mm	ORDER NO. S=Ø12mm	ORDER NO. S=Ø12,7mm
15°	19	11,5	54,9	736.130.11	836.130.11	936.130.11		
25°	22,2	10	54,9	736.190.11	836.190.11	936.190.11		
45°	31,7	9,5	53	736.280.11	836.280.11	936.280.11		
45°	45	18	60,2	736.420.11	836.420.11	936.420.11		
45°	45	18	66,5				936.920.11	836.920.11
45°	65	26	76,7				936.950.11	836.950.11
11,25°	21,5	22	71,1				957.504.11	857.504.11
15°	24,5	22	71,1				957.503.11	857.503.11
22,5°	31	22	71,1				957.502.11	857.502.11
30°	38,5	22	71,1				957.501.11	857.501.11

Spare parts

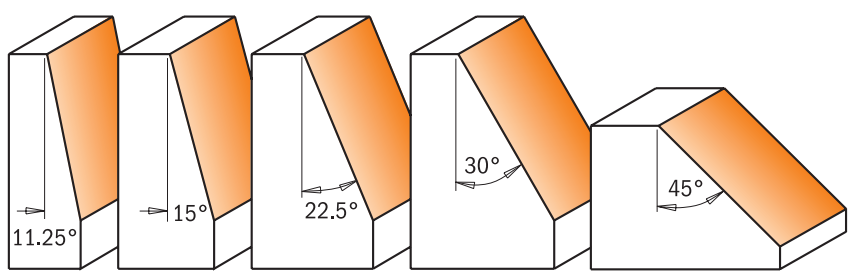
990.423.00	791.003.00	990.058.00	991.057.00
990.423.00	791.003.00	990.058.00	991.057.00
990.423.00	791.003.00	990.058.00	991.057.00
990.423.00	791.003.00	990.058.00	991.057.00
990.423.00	791.003.00	990.058.00	991.057.00
990.423.00	791.003.00	990.058.00	991.057.00
990.423.00	791.003.00	990.058.00	991.057.00
990.423.00	791.003.00	990.058.00	991.057.00
990.423.00	791.003.00	990.058.00	991.057.00
990.423.00	791.003.00	990.058.00	991.057.00

Chamfer Set

836




Build beautiful planters, boxes and other multi-sided pieces with this handy set. Why cut imperfect angles on your table saw when it's so much easier and accurate to use the CMT Chamfer set? Our solution to accurate polygon construction includes 5 anti-kickback, carbide tipped bits in the most popular angles - 11-1/4°, 15°, 22-1/2°, 30° and 45°. No polygon project is too difficult. Available with 12,7mm shank.



Drawings are 1:1 scale

DESCRIPTION	ORDER NO. S=Ø12,7mm
Chamfer Set	836.501.11

Round Nose Bits



7/8/914B

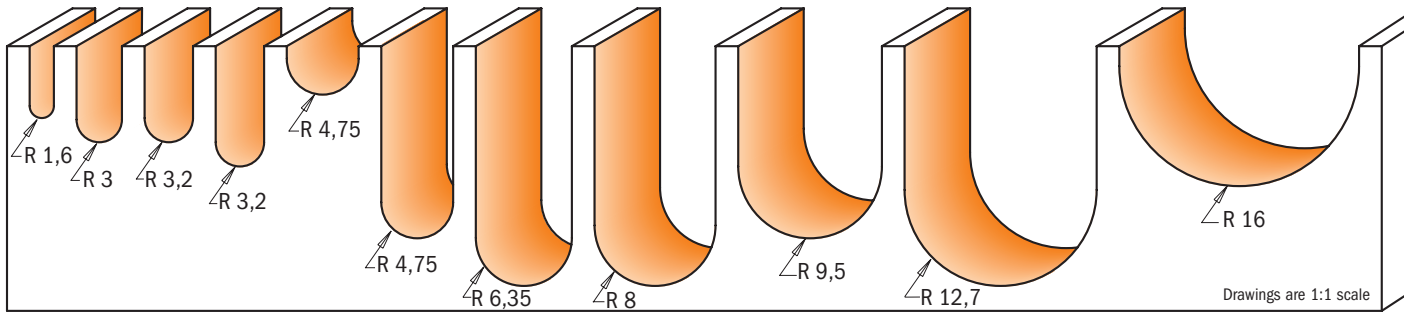
7/8/914



Personalize your doors, drawer fronts, panels or any surface you choose with your own signature motif. CMT round nose bits in solid carbide or with carbide tipped flutes let you create engraving in any wood or wood product. We offer a complete selection of diameters and cutting depths so you can achieve the effects you want. Mounted on your router table, you can work materials up to 31,7mm in depth. For even more elaborate decorations, we also offer top bearing bits - use your own template with one of these bits to produce truly unique doors and drawer fronts. A favourite item for professional sign makers, craft makers and hobbyists.

SHOP TIPS: more than one pass is recommended when making cove edges. To prevent splintering, begin with a shallow initial pass and deepen gradually.

R 19,05
R 25,4



Drawings are 1:1 scale

R	D	I	L	ORDER NO.	ORDER NO.	ORDER NO.	ORDER NO.	ORDER NO.
mm	mm	mm	mm	S=Ø6mm	S=Ø6,35mm	S=Ø8mm	S=Ø12mm	S=Ø12,7mm
• 1,6	3,2	9,5	50,8	714.032.11	814.032.11	914.032.11		
• 1,6	3,2	12,7	50,8		199.001.11			
• 3	6	12,7	50,8	714.060.11		914.060.11		
• 3	6	27	70	199.060.11				
• 3,2	6,4	12,7	50,8		814.064.11			
• 3,2	6,4	25,4	63,5		199.008.11			
• 3,2	6,4	15,9	63,5				814.564.11	
• 4	8	32	80			199.081.11		
4,75	9,5	6,4	50,8	714.095.11	814.095.11	914.095.11		
4,75	9,5	25,4	66,7				814.595.11	
• 6	12	35	80				199.120.11	
6,35	12,7	9,5	50,8	714.127.11	814.127.11	914.127.11		
6,35	12,7	31,7	73				914.627.11	814.627.11
• 6,35	12,7	31,7	76,2					199.505.11
8	15,8	9,5	50,8	714.160.11	814.160.11	914.160.11		
8	15,8	31,7	73					814.660.11
9,5	19	11,3	50,8	714.190.11	814.190.11	914.190.11		
9,5	19	25	63,5			914.191.11		
9,5	19	31,7	73				914.690.11	814.690.11
new 11	22	25,4	63,5			914.221.11		
12,7	25,4	16	73			914.254.11		
12,7	25,4	31,7	73				914.754.11	814.754.11
16	31,7	18,5	58,8				914.817.11	814.817.11
new 19,05	38,1	31,7	69,8				914.880.11	814.880.11
new 25,4	50,8	31,7	69,8				914.990.11	814.990.11

With Top Bearing

6,35	12,7	9,5	50,8		814.127.11B			
8	15,8	9,5	50,8		814.160.11B			
8	15,8	9,5	50,8			914.160.11B		
9,5	19	11,3	50,8	714.190.11B				
9,5	19	11,3	50,8		814.190.11B			
9,5	19	31,7	73				814.690.11B	

Spare parts 990.005.00 M3x3mm TSEI screw



199

Spare parts



791.010.00	541.001.00	991.056.00
791.009.00	541.001.00	991.056.00
791.025.00	541.004.00	991.056.00
791.007.00	541.003.00	991.056.00
791.004.00	541.001.00	991.056.00
791.011.00	541.002.00	991.056.00

• HWM

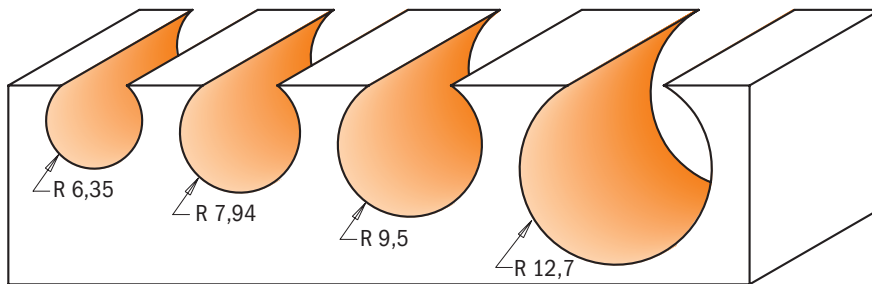
SAW BLADES
JIG SAW BLADES
SABRE SAW BLADES
TOOLS FOR MULTI-CUTTERS
TOOLS WITH BORE & KNIVES
ROUTER BITS & SETS
CNC ROUTER CUTTER & CHUCKS
INDUSTRIAL DOWEL DRILLS
BITS FOR HAND POWER TOOLS
HOLE SAW BLADE
POWER TOOLS & ACCESSORIES
DISPLAY CABINETS & SPARE PARTS

Ball Milling



8/968

Cut channels for pipes or cables in one single pass using CMT's ball end bits. Reduce the stress on the bits by cutting a first groove with a straight bit.



Drawings are 1:1 scale

R mm	D mm	I mm	L mm	ORDER NO. S=Ø8mm	ORDER NO. S=Ø12mm	ORDER NO. S=Ø12,7mm
6,35	12,7	11	57,15	968.127.11		868.627.11
7,94	15,88	14,2	60,3	968.158.11		868.658.11
9,52	19,05	17,4	63,5	968.190.11		868.690.11
12,7	25,4	23,5	70		968.754.11	868.754.11

Round Nose Set

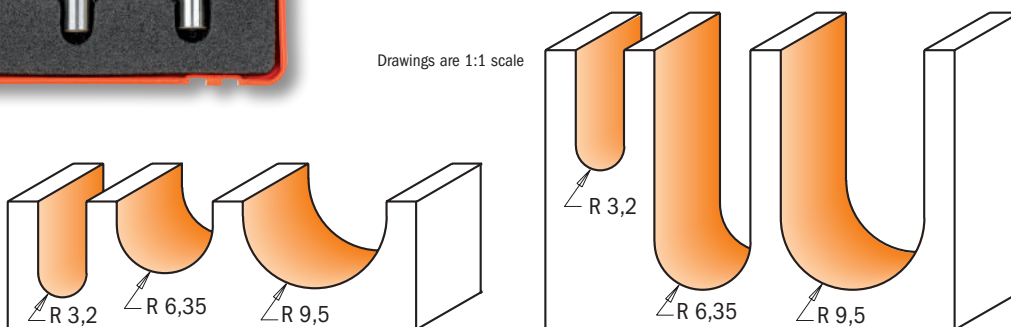


814

Each of these sets include 3 of the most widely used CMT Round Nose bits. These solid carbide or carbide tipped bits are perfect for sign making, engraving, or adding flutes and veins to doors or drawer fronts. Available in 6,35mm and 12,7mm shanks.



Drawings are 1:1 scale

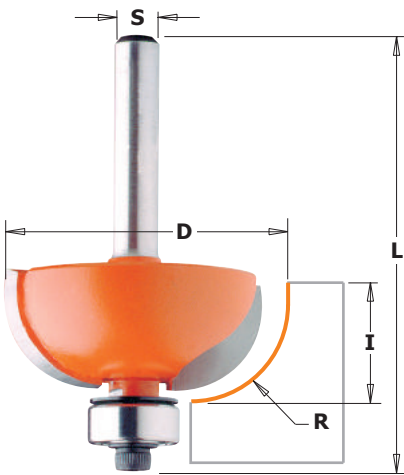


814.001.11

814.501.11

DESCRIPTION	ORDER NO. S=Ø6,35mm	ORDER NO. S=Ø12,7mm
Round Nose Set	814.001.11	814.501.11

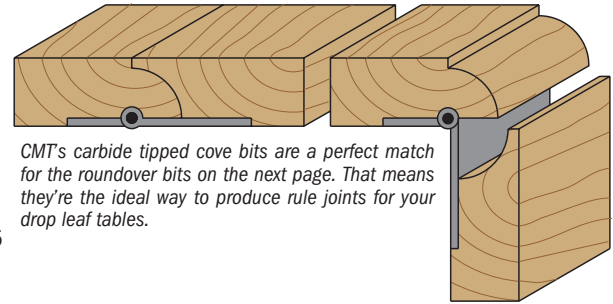
Cove Bits



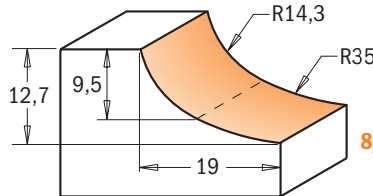
7/8/937



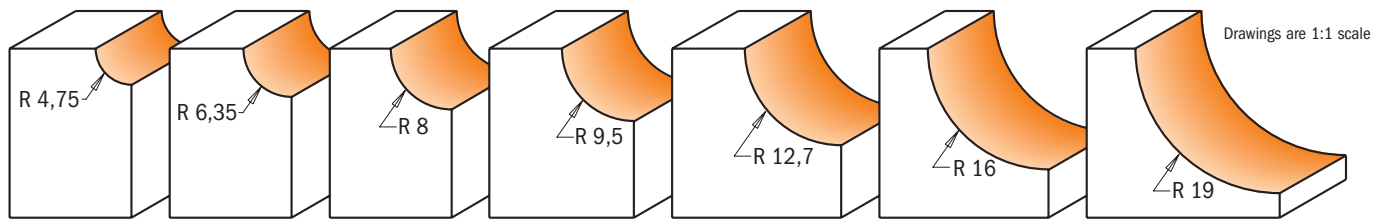
Make simple or elegant furniture, doors and drawer fronts by adding a final touch with CMT cove bits. Join them together with a CMT roundover bit and make perfectly fitting rule joints, ideal for drop leaf counter and table tops. These bits feature anti-kickback design, carbide-tipped cutting edges, Fatigue Proof® steel body and PTFE non-stick coating.



CMT's carbide tipped cove bits are a perfect match for the roundover bits on the next page. That means they're the ideal way to produce rule joints for your drop leaf tables.



8/937.955.11



R mm	D mm	I mm	L mm	ORDER NO. S=Ø6mm	ORDER NO. S=Ø6,35mm	ORDER NO. S=Ø8mm	ORDER NO. S=Ø12mm	ORDER NO. S=Ø12,7mm
4,75	22,2	12,7	54,9	737.190.11	837.190.11	937.190.11		
4,75	22,2	12,7	61,2				937.690.11	837.690.11
6,35	25,4	12,7	54,9	737.222.11	837.222.11	937.222.11		
6,35	25,4	12,7	61,2				937.722.11	837.722.11
8	28,7	12,7	54,2	737.254.11	837.254.11	937.254.11		
8	28,7	12,7	60,5				937.754.11	837.754.11
9,5	31,7	12,7	54,2	737.286.11	837.286.11	937.286.11		
9,5	31,7	12,7	60,5				937.786.11	837.786.11
12,7	38,1	15,5	57,7	737.350.11	837.350.11	937.350.11		
12,7	38,1	15,5	64				937.850.11	837.850.11
16	44,5	18,5	67				937.950.11	837.950.11
19	50,8	22,2	70,7				937.951.11	837.951.11
14,3-35	50,8	12,7	61,2				937.955.11	837.955.11

Spare parts



990.423.00	791.003.00	990.058.00	991.057.00
990.423.00	791.003.00	990.058.00	991.057.00
990.423.00	791.003.00	990.058.00	991.057.00
990.423.00	791.003.00	990.058.00	991.057.00
990.423.00	791.003.00	990.058.00	991.057.00
990.423.00	791.003.00	990.058.00	991.057.00
990.423.00	791.003.00	990.058.00	991.057.00
990.423.00	791.003.00	990.058.00	991.057.00
990.423.00	791.003.00	990.058.00	991.057.00
990.423.00	791.003.00	990.058.00	991.057.00
990.423.00	791.003.00	990.058.00	991.057.00
990.423.00	791.003.00	990.058.00	991.057.00
990.423.00	791.003.00	990.058.00	991.057.00
990.423.00	791.003.00	990.058.00	991.057.00
990.423.00	791.003.00	990.058.00	991.057.00

Cove Bit Set

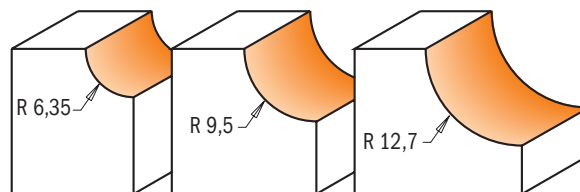


837



See simple furniture, doors and drawer fronts transform into elegant pieces by giving them a final touch with a CMT Cove Bit. Pair them up with CMT Roundover Bits and make beautiful rule joints to create drop leaf counter and table tops.

Anti-kickback design and thick carbide tips for long lasting performance. Available with a 12,7mm or 6,35mm shank. Cove radii are 6,35mm, 9,5mm and 12,7mm.

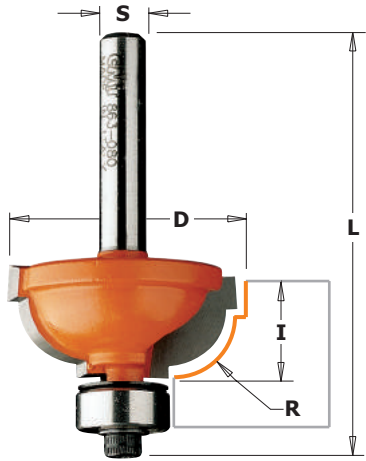


Drawings are 1:1 scale

DESCRIPTION	ORDER NO. S=Ø6,35mm	ORDER NO. S=Ø12,7mm
Cove Bit Set	837.001.11	837.501.11

SAW BLADES
JIG SAW BLADES
SABRE SAW BLADES
TOOLS FOR MULTI-CUTTERS
TOOLS WITH BORE & KNIVES
ROUTER BITS & SETS
CNC ROUTER CUTTER & CHUCKS
INDUSTRIAL DOWEL DRILLS
BITS FOR HAND POWER TOOLS
HOLE SAW BLADE
POWER TOOLS & ACCESSORIES
DISPLAY CABINETS & SPARE PARTS

Cavetto Edge Mould Bits

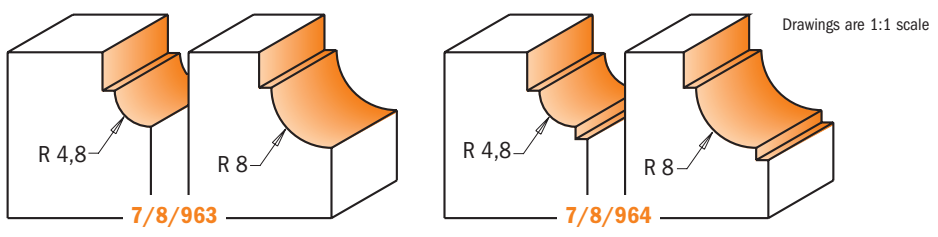


7/8/963 - 7/8/964



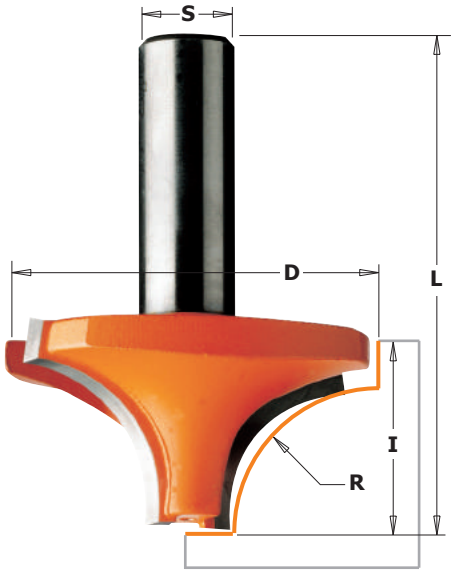
The cavetto bit cuts beautiful, traditional profiles, but you may also use just a portion of the bit to cut a more simple and cleaner cove edge. This bit adds a special touch to furniture pieces by making traditional cove profiles with top and bottom fillet grooves in any kind of wood and wood composites.

IMPORTANT: always assemble the black bearing heat shield with the raised side up when changing the bearing. Improper assembly will cause the screw to come loose and the bearing to fall off when routing.



R	D	I	L	ORDER NO.	ORDER NO.	ORDER NO.	ORDER NO.	ORDER NO.	Spare parts
mm	mm	mm	mm	S=Ø6mm	S=Ø6,35mm	S=Ø8mm	S=Ø12mm	S=Ø12,7mm	
4,8	25,4	11,5	54,6	763.048.11	863.048.11	963.048.11			990.423.00 791.003.00 990.058.00 991.057.00
4,8	25,4	11,5	60,9				963.548.11	863.548.11	990.423.00 791.003.00 990.058.00 991.057.00
8	31,7	14,3	56,9	763.080.11	863.080.11	963.080.11			990.423.00 791.003.00 990.058.00 991.057.00
8	31,7	14,3	63				963.580.11	863.580.11	990.423.00 791.003.00 990.058.00 991.057.00
4,8	25,4	11,5	52,8	764.048.11	864.048.11	964.048.11			990.422.00 791.002.00 990.058.00 991.057.00
4,8	25,4	11,5	59,1				964.548.11	864.548.11	990.422.00 791.002.00 990.058.00 991.057.00
8	31,7	14,3	55,1	764.080.11	864.080.11	964.080.11			990.422.00 791.002.00 990.058.00 991.057.00
8	31,7	14,3	61				964.580.11	864.580.11	990.422.00 791.002.00 990.058.00 991.057.00

Ovolo Bits

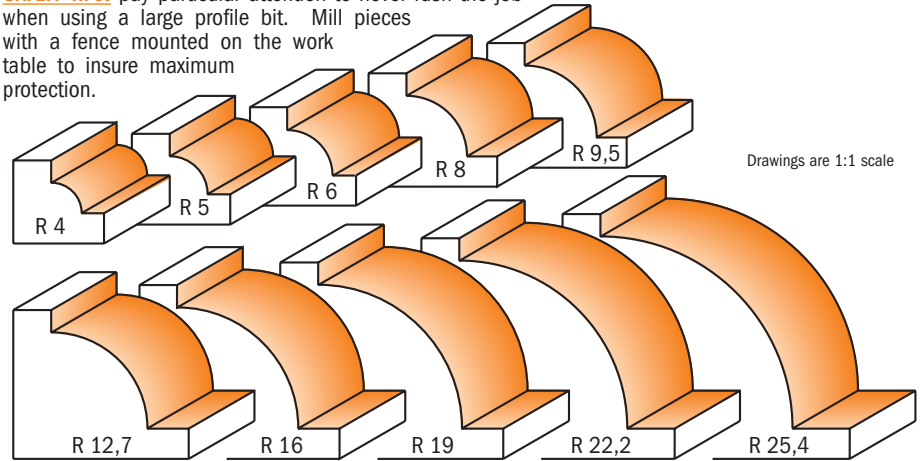


7/8/927



CMT put the work capacity of several different bits all into one. The perfect bit for furniture makers, the CMT ovolo allows you to make beautiful beadwork, edgework and veins. Use these bits on automated router systems or with a fence to produce a wide variety of single and double bead profiles and roundovers like those illustrated below by simply adjusting the height or depth of the cut.

SAFETY TIPS: pay particular attention to never rush the job when using a large profile bit. Mill pieces with a fence mounted on the work table to insure maximum protection.

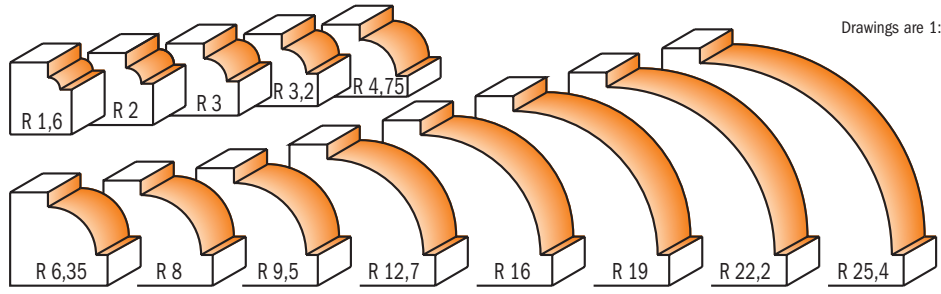
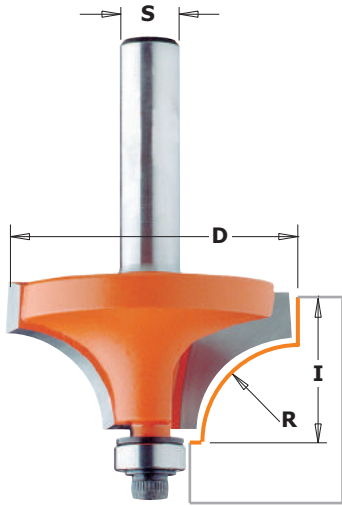


R	D	I	L	ORDER NO.	ORDER NO.	ORDER NO.	ORDER NO.	ORDER NO.
mm	mm	mm	mm	S=Ø6mm	S=Ø6,35mm	S=Ø8mm	S=Ø12mm	S=Ø12,7mm
4	19	12	43,8	727.040.11		927.040.11		
5	21	12	43,8	727.050.11	827.050.11	927.050.11		
6	23	12	43,8	727.060.11	827.060.11	927.060.11		
6	23	12	50,1					827.560.11
8	28,6	12,7	44,5	727.080.11		927.080.11		
9,5	31,7	15,8	47,6	727.095.11	827.095.11	927.095.11		
9,5	31,7	15,8	54				927.595.11	827.595.11
12,7	38,1	19	50,8		827.127.11			
12,7	38,1	19	57,1				927.627.11	827.627.11
16	44,5	22,2	60,3				927.660.11	827.660.11
19	50,8	25,4	63,5				927.690.11	827.690.11
22,2	57,1	28,5	66,6				927.722.11	827.722.11
25,4	63,5	33,3	71,4				927.754.11	827.754.11

7/8/939



Beading bits are similar to the roundover profile, but a smaller bearing produces a delicate inset at the base of the cut, giving you an extra decorative option. For a beading profile (code 7/8/939) simply change the bearing (791.002.00) on your roundover bits (code 7/8/938).



Drawings are 1:1 scale

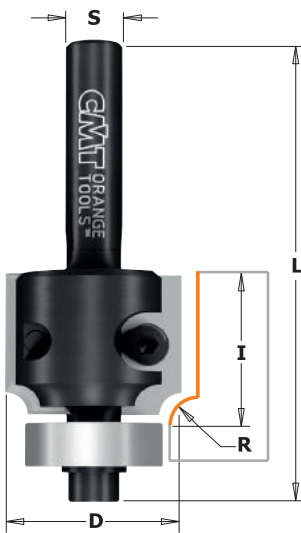
*Use only on router table

R mm	D mm	I mm	ORDER NO. S=Ø6mm	ORDER NO. S=Ø6,35mm	ORDER NO. S=Ø8mm	ORDER NO. S=Ø12mm	ORDER NO. S=Ø12,7mm
1,6	15,9	12,7	739.160.11	839.160.11	939.160.11		
2	16,7	12,7			939.167.11		
3	18,7	12,7			939.187.11		
3,2	19,1	12,7	739.190.11	839.190.11	939.190.11		
4,75	22,2	12,7	739.222.11	839.222.11	939.222.11		
6,35	25,4	12,7	739.254.11	839.254.11	939.254.11	939.754.11	839.754.11
8	28,6	12,7	739.285.11	839.285.11	939.285.11		
9,5	31,7	16	739.317.11	839.317.11	939.317.11	939.817.11	839.817.11
12,7	38,1	19	739.380.11	839.380.11	939.380.11	939.880.11	839.880.11
16	44,5	22		839.445.11	939.445.11	939.945.11	839.945.11
19	50,8	25,4				939.990.11	839.990.11
22,2	57,1	28,5				939.991.11	839.991.11
25,4	63,5	33,3				939.992.11*	839.992.11*

Spare parts



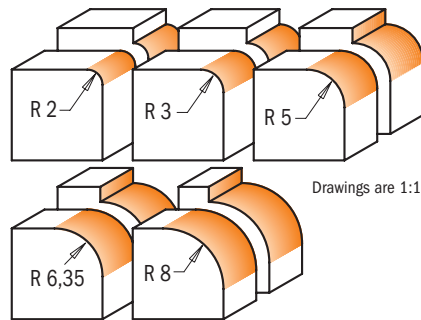
990.422.00	791.002.00	990.058.00	991.057.00
990.422.00	791.002.00	990.058.00	991.057.00
990.422.00	791.002.00	990.058.00	991.057.00
990.422.00	791.002.00	990.058.00	991.057.00
990.422.00	791.002.00	990.058.00	991.057.00
990.422.00	791.002.00	990.058.00	991.057.00
990.422.00	791.002.00	990.058.00	991.057.00
990.422.00	791.002.00	990.058.00	991.057.00
990.422.00	791.002.00	990.058.00	991.057.00
990.422.00	791.002.00	990.058.00	991.057.00
990.422.00	791.002.00	990.058.00	991.057.00
990.422.00	791.002.00	990.058.00	991.057.00
990.422.00	791.002.00	990.058.00	991.057.00
990.422.00	791.002.00	990.058.00	991.057.00



Roundover Bits with Insert Knives

661.11

Roundover bits with two replaceable knives fixed by special Torx screws. The blades are profiled on 2 sided and give increase efficiency of your work with laminates. Roundover bits type are equipped with ball bearing guides. For precision work on laminates. Radius R2 or R3 is for rounded 2mm or 3mm ABS edges. Radius R5 is for quick rounded edges in hard wood or MDF. For use on portable Routers.



Drawings are 1:1 scale



Optional	
R=1mm	790.010.04
R=1,5mm	790.015.04
R=2mm	790.020.04
R=3mm	790.030.04

661.41

R mm	D mm	I mm	L mm	ORDER NO. S=Ø6,35mm	ORDER NO. S=Ø8mm	ORDER NO. S=Ø12,7mm
2	22,8	19,5	64	661.021.11	661.020.11	
2	27		57,5	661.021.41	661.020.41	
3	27		57,5	661.031.41	661.030.41	
3	24,8	19,5	64	661.031.11	661.030.11	
5	28,8	19,5	64	661.051.11	661.050.11	
6,35	28,5	24	67	661.064.11	661.063.11	
8	31,8	24	67		661.080.11	
8	31,8	24	77			661.581.11

Spare parts



790.020.00	990.076.00	991.061.00	791.007.00
790.020.04	990.078.00	991.061.00	791.003.00
790.030.04	990.078.00	991.061.00	791.003.00
790.030.00	990.076.00	991.061.00	791.007.00
790.050.00	990.076.00	991.061.00	791.007.00
790.064.00	990.075.00	991.061.00	791.006.00
790.080.00	990.075.00	991.061.00	791.006.00
790.080.00	990.075.00	991.061.00	791.006.00

Spare parts

990.400.00	M3 shield	990.410.00	M4 shield	990.423.00	Shield for 12,7mm bearing
990.051.00	M3x6mm TCEI screw	990.052.00	M4x6mm TCEI screw	990.058.00	1/8"x3/8"x1/2" TCEI screw
991.062.00	2,5mm hex key	991.067.00	3mm hex key	991.057.00	3/32" hex key

Roundover Bits



7/8/938

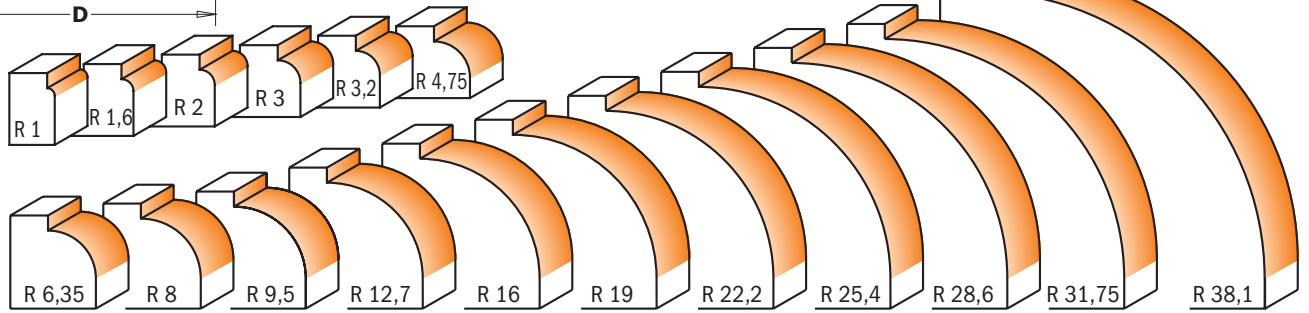
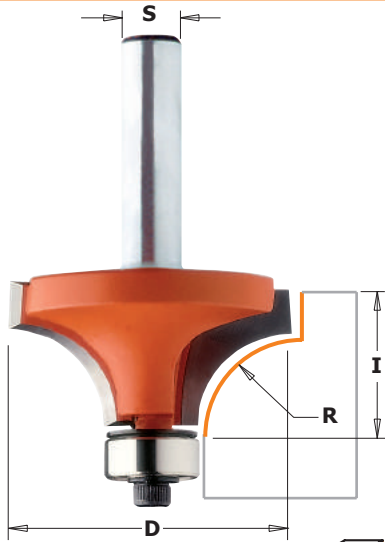
The smaller bearing on the CMT Beading bits makes a delicate inset at the base of the cut, giving you the advantage of an extra decorative option.

BE SURE to keep the black bearing washer right side up to correspond with the bearing rotation when reassembling the bearing. Improper reassembly can cause the bit to unscrew. All CMT roundover bits have a 12,7mm bearing diameter with the exception of the radius 28,6mm and 31,7mm bits which have a 19mm bearing diameter. You have 13 different radii to choose from, the majority having 5 shank diameter options. All bits are made of Fatigue Proof™ steel and have carbide-tipped cutting edges.

SHOP TIPS: the CMT 1.6mm radius roundover bit is excellent for finishing laminates. Virtually eliminates the filing required when using conventional trim bits.

SAFETY TIPS: use caution when working with large diameter bits and make more than one pass to gradually remove stock. Pay particular attention when routing small pieces; and always rout on a router table equipped with a fence.

***Use only on router table**



Drawings are 1:1 scale

R mm	D mm	I mm	ORDER NO.	ORDER NO.	ORDER NO.	ORDER NO.	ORDER NO.	Spare parts
			S=Ø6mm	S=Ø6,35mm	S=Ø8mm	S=Ø12mm	S=Ø12,7mm	
1	14,7	10		838.147.11	938.147.11			990.422.00 791.044.00 990.058.00 991.057.00
1,6	15,9	12,7	738.160.11	838.160.11	938.160.11			990.423.00 791.003.00 990.058.00 991.057.00
2	16,7	12,7	738.167.11°		938.167.11°			990.422.00 791.044.00 990.058.00 991.057.00
3	18,7	12,7	738.187.11°		938.187.11°			990.422.00 791.044.00 990.058.00 991.057.00
3,2	19,1	12,7	738.190.11	838.190.11	938.190.11			990.423.00 791.003.00 990.058.00 991.057.00
4,75	22,2	12,7	738.222.11	838.222.11	938.222.11			990.423.00 791.003.00 990.058.00 991.057.00
6,35	25,4	12,7	738.254.11	838.254.11	938.254.11	938.754.11	838.754.11	990.423.00 791.003.00 990.058.00 991.057.00
8	28,6	12,7	738.285.11	838.285.11	938.285.11			990.423.00 791.003.00 990.058.00 991.057.00
9,5	31,7	16	738.317.11	838.317.11	938.317.11	938.817.11	838.817.11	990.423.00 791.003.00 990.058.00 991.057.00
12,7	38,1	19	738.380.11	838.380.11	938.380.11	938.880.11	838.880.11	990.423.00 791.003.00 990.058.00 991.057.00
16	44,5	22		838.445.11	938.445.11	938.945.11	838.945.11	990.423.00 791.003.00 990.058.00 991.057.00
19	50,8	25,4				938.990.11	838.990.11	990.423.00 791.003.00 990.058.00 991.057.00
22,2	57,1	28,5				938.991.11	838.991.11	990.423.00 791.003.00 990.058.00 991.057.00
25,4	63,5	33,3				938.992.11*	838.992.11*	990.423.00 791.003.00 990.058.00 991.057.00
28,6	76,2	38,1				938.993.11*	838.993.11*	541.550.00 791.004.00 990.058.00 991.057.00
31,75	82,5	44,4				938.994.11*	838.994.11*	541.550.00 791.004.00 990.058.00 991.057.00
38,1	88,9	44,4				938.996.11*	838.996.11*	990.423.00 791.003.00 990.058.00 991.057.00

*791.044.00 Delrin® Bearing

Roundover Set

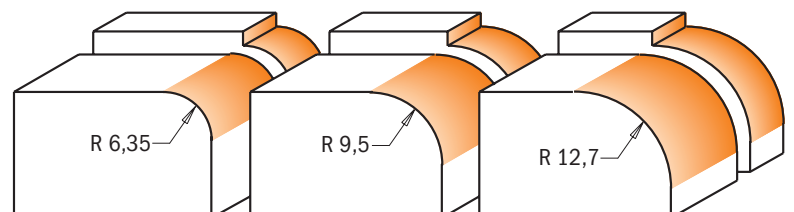
838



CMT's roundover sets give you the maximum flexibility for all of your projects by putting the most requested diameters in one package. Available in 12,7mm and 6,35mm shanks. Roundover radii are 6,35mm, 9,5mm and 12,7mm.

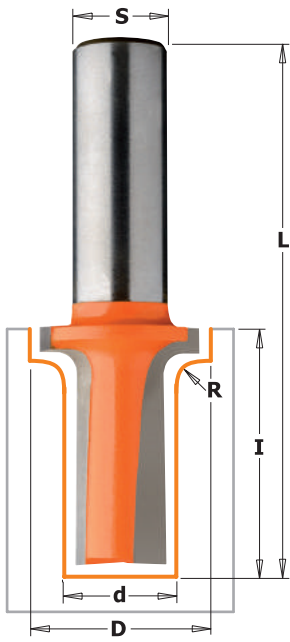
These versatile bits are always in demand - the simple clean lines of a smooth roundover edge can be used in a wide variety of applications from picture frames to table and counter tops.

Drawings are 1:1 scale



DESCRIPTION	ORDER NO. S=Ø6,35mm	ORDER NO. S=Ø12,7mm
Roundover set	838.001.11	838.501.11

Decorative Ogee Bits



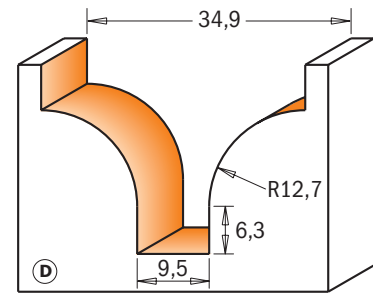
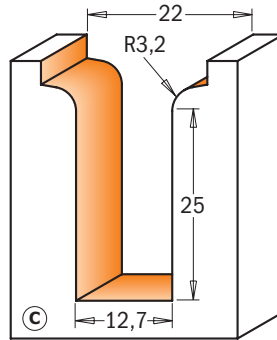
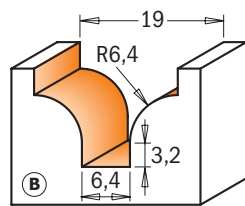
8/965.905



8/965.903
8/965.904

8/965

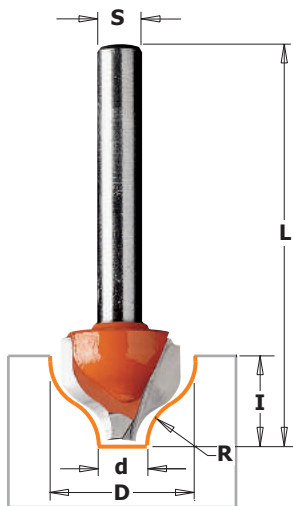
Enhance your doors and drawer fronts and leave your visitors amazed! The cutting edges on these ogee bits are carbide-tipped for effective, smooth and eye-catching work.



Drawings are 1:1 scale

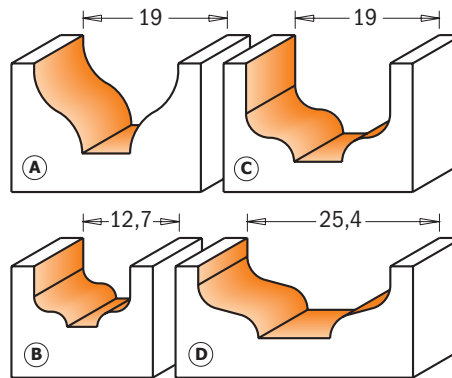
D mm	d mm	R mm	I mm	L mm	Profile	ORDER NO. S=Ø12mm	ORDER NO. S=Ø12,7mm
19	6,4	6,4	13	51	B	965.903.11	865.903.11
22	12,7	3,2	31,7	69,8	C	965.905.11	865.905.11
34,9	9,5	12,7	25	65,5	D	965.904.11	865.904.11

Decorative Ogee Bits



7/8/965

This new CMT bit produces a classic single or double-edged bead. Ideal for creating a marked decorative effect on panel, door and drawer work.



Drawings are 1:1 scale

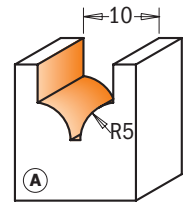

D mm	d mm	R mm	I mm	L mm	Profile	ORDER NO. S=Ø6mm	ORDER NO. S=Ø6,35mm	ORDER NO. S=Ø8mm	ORDER NO. S=Ø12mm	ORDER NO. S=Ø12,7mm
19	6,35	6,4	11	50,8	A	765.001.11	865.001.11	965.001.11	965.501.11	865.501.11
12,7	4	2	8	51	B		865.002.11	965.002.11		
19	6,35	3,2	13	68	C				965.503.11	865.503.11
25,4	9,5	3,2	9,5	49	D				965.504.11	865.504.11



Decorative Beading Bits

7/8/965

Make subtle decorative edges with this bit! Perfect for enhancing doors and drawer fronts, it will deliver smooth and flawless results. Carbide-tipped to ensure a clean, sharp and precise cut.



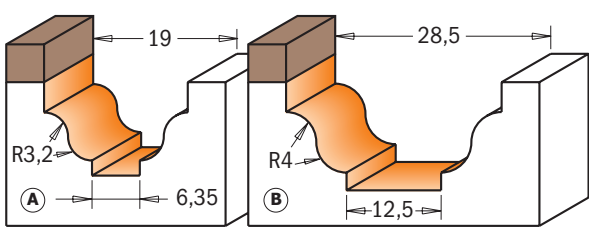

Drawing is 1:1 scale

D mm	d mm	R mm	I mm	L mm	Profile	ORDER NO. S=Ø6mm	ORDER NO. S=Ø6,35mm	ORDER NO. S=Ø8mm
10	1,3	5	10	50	A	765.402.11	865.402.11	965.402.11

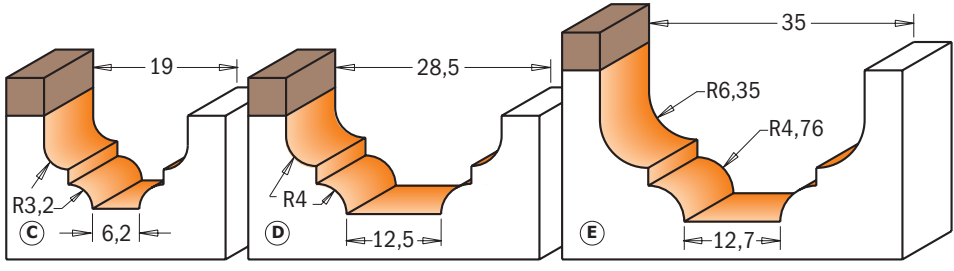
Classical Bead Bits

7/8/965B

This bit gives you even more decorative possibilities for panel and edge work. The bit design offers a wide flat bottom cut and a longer shank allows for a greater depth in the detail of the profile.



Drawings are 1:1 scale



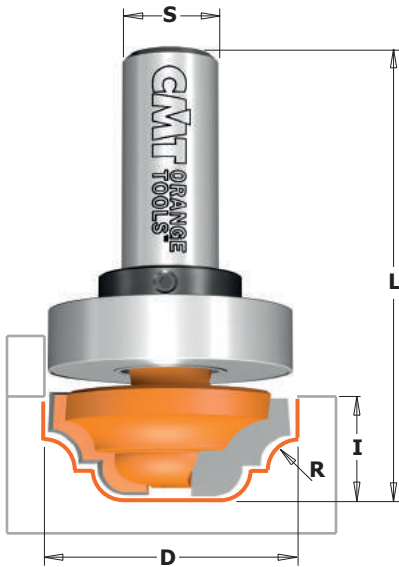
D mm	R mm	I mm	L mm	Profile	ORDER NO. S=Ø6mm	ORDER NO. S=Ø6,35mm	ORDER NO. S=Ø8mm	ORDER NO. S=Ø12mm	ORDER NO. S=Ø12,7mm
19	3,2	12,3	54	A	765.201.11B				
19	3,2	12,3	54	A		865.201.11B			
28,6	4	14,3	58,8	B			965.202.11B		
28,6	4	14,3	58,8	B				965.702.11B	
28,6	4	14,3	58,8	B					865.702.11B
19	3,2	12,3	54	C	765.301.11B				
19	3,2	12,3	54	C		865.301.11B			
28,6	4	13,3	58	D			965.302.11B		865.802.11B
28,6	4	13,3	58	D				965.802.11B	
34,9	4,76 - 6,35	18,5	66,1	E			965.303.11B		
34,9	4,76 - 6,35	18,5	66,1	E					865.803.11B

Spare parts



791.007.00	541.003.00	991.056.00
791.004.00	541.001.00	991.056.00
791.027.00	541.002.00	991.056.00
791.027.00	541.005.00	991.056.00
791.027.00	541.002.00	991.056.00
791.007.00	541.003.00	991.056.00
791.004.00	541.001.00	991.056.00
791.027.00	541.002.00	991.056.00
791.027.00	541.005.00	991.056.00
791.031.00	541.004.00	991.056.00
791.029.00	541.002.00	991.056.00

Spare parts 990.005.00 M3x3mm TSEI screw

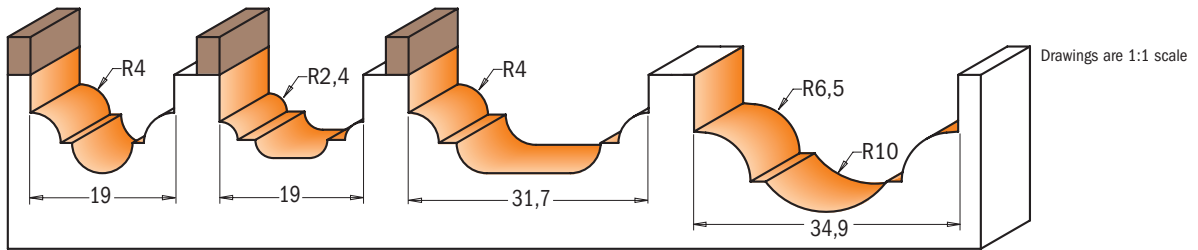


7/8/948 - 7/8/948B

You will never run out of ideas with this creative bit. Add a classic touch to any edge or highlight door fronts and panels with decorative layered effects.


For even more options, try the CMT plunge ogee with bearing guide for pattern following.

For more CMT ogee profile options, choose among plunge ogee bits equipped with a top bearing. Excellent for achieving accurate decorative work and guaranteed for long-lasting performance.



D mm	R mm	I mm	L mm	ORDER NO. S=Ø6mm	ORDER NO. S=Ø6,35mm	ORDER NO. S=Ø8mm	ORDER NO. S=Ø12mm	ORDER NO. S=Ø12,7mm	Spare parts		
19	4	13	51,1	748.190.11	848.190.11	948.190.11					
19	2,4	12	53	748.191.11	848.191.11	948.191.11					
31,7	4	13	58			948.317.11	948.817.11	848.817.11			
34,9	6,5-10	18	68				948.850.11	848.850.11			
With Top Bearing											
19	4	13	51,1	748.190.11B					791.007.00	541.003.00	991.056.00
19	4	13	51,1		848.190.11B				791.004.00	541.001.00	991.056.00
19	2,4	12	53	748.191.11B					791.007.00	541.003.00	991.056.00
19	2,4	12	53		848.191.11B				791.004.00	541.001.00	991.056.00
31,7	4	13	58			948.317.11B			791.015.00	541.002.00	991.056.00
31,7	4	13	58				948.817.11B		791.015.00	541.005.00	991.056.00
31,7	4	13	58					848.817.11B	791.015.00	541.002.00	991.056.00

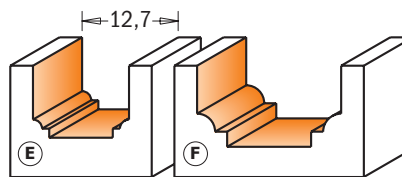
Spare parts 990.005.00 M3x3mm TSEI screw



Decorative Ogee Bits

7/8/965


This new CMT bit produces a classic single or double edged bead. Ideal for creating a marked decorative effect on panel, door and drawer work.



Drawings are 1:1 scale

D mm	d mm	R mm	I mm	L mm	Profile	ORDER NO. S=Ø6mm	ORDER NO. S=Ø6,35mm	ORDER NO. S=Ø8mm
12,7	8,4	1,2	12,7	50,8	E	765.101.11	865.101.11	965.101.11
19	11,1	2,4	11	50,8	F	765.102.11	865.102.11	965.102.11

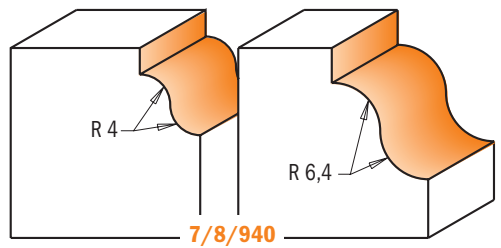
Roman Ogee Bits



7/8/940

The roman ogee may be the most popular edge treatment in woodworking, and it is certainly one of the most beautiful. This bit includes all CMT bit features and produces a perfect rendition of classic design.

SHOP TIPS: for best results, multiple passes are recommended.



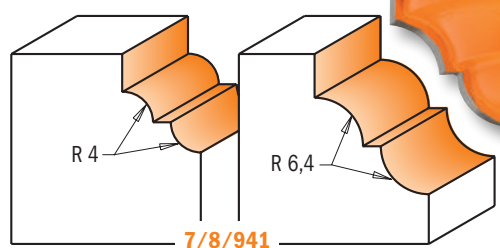
7/8/940

Drawings are 1:1 scale

This bit takes the Roman Ogee a step further. The horizontal bead adds style and elegance to the traditional shape contour.

SHOP TIPS: for best results, multiple passes are recommended.

7/8/941



7/8/941




R mm	D mm	I mm	ORDER NO. S=Ø6mm	ORDER NO. S=Ø6,35mm	ORDER NO. S=Ø8mm	ORDER NO. S=Ø12mm	ORDER NO. S=Ø12,7mm
4	28,7	11,5	740.270.11	840.270.11	940.270.11	940.770.11	840.770.11
6,4	38,1	17,3	740.350.11	840.350.11	940.350.11	940.850.11	840.850.11
4	33,4	13	741.285.11	841.285.11	941.285.11	941.785.11	841.785.11
6,4	42,8	18,5	741.380.11	841.380.11	941.380.11	941.880.11	841.880.11

Spare parts

990.423.00	791.003.00	990.058.00	991.057.00
990.423.00	791.003.00	990.058.00	991.057.00
990.423.00	791.003.00	990.058.00	991.057.00
990.423.00	791.003.00	990.058.00	991.057.00

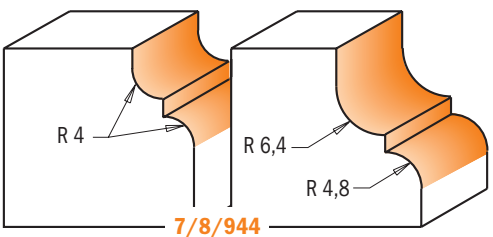
Classical Ogee Bits



7/8/944

CMT's classical ogee bits feature an inverted ogee profile, with the concave edge adjacent to the upper surface of the workpiece. A vertical bead was added to separate the curves and creates an eye-catching shape.

SHOP TIPS: for best results, multiple passes are recommended.



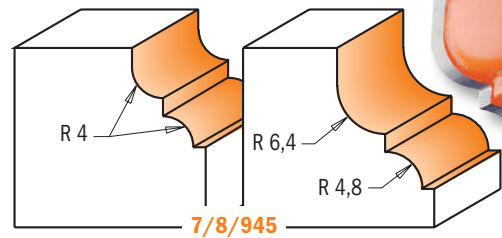
7/8/944

Drawings are 1:1 scale


This profile includes a horizontal bead along the bottom of the profile adding a decorative detail to the traditional ogee design.

SHOP TIPS: for best results, multiple passes are recommended.

7/8/945



7/8/945

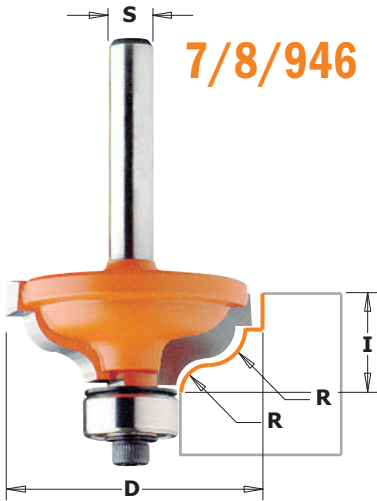


R mm	D mm	I mm	ORDER NO. S=Ø6mm	ORDER NO. S=Ø6,35mm	ORDER NO. S=Ø8mm	ORDER NO. S=Ø12mm	ORDER NO. S=Ø12,7mm
4	28,7	13	744.287.11	844.287.11	944.287.11	944.787.11	844.787.11
6,4-4,8	35	18,5	744.350.11	844.350.11	944.350.11	944.850.11	844.850.11
4	28,7	13	745.287.11	845.287.11	945.287.11	945.787.11	845.787.11
6,4-4,8	35	18,5	745.350.11	845.350.11	945.350.11	945.850.11	845.850.11

Spare parts

990.423.00	791.003.00	990.058.00	991.057.00
990.423.00	791.003.00	990.058.00	991.057.00
990.422.00	791.002.00	990.058.00	991.057.00
990.422.00	791.002.00	990.058.00	991.057.00

Ogee with Fillet Bits



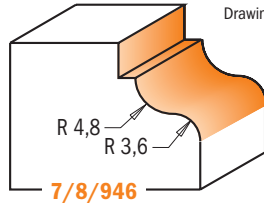
7/8/946

Take a complete assortment of CMT ogee bits into your shop. These bits feature micrograin carbide edges, high strength steel and the trademarked orange non-stick PTFE coating.

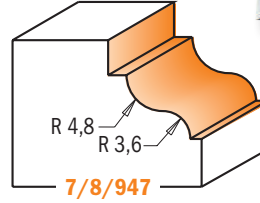
SHOP TIPS: for best results, multiple passes are recommended.

For a more-detailed profile, this bit adds an inset bead along the lower edge of the cut.

SHOP TIPS: for best results, multiple passes are recommended.



7/8/946



7/8/947




7/8/947

R mm	D mm	I mm	ORDER NO. S=Ø6mm	ORDER NO. S=Ø6,35mm	ORDER NO. S=Ø8mm	ORDER NO. S=Ø12mm	ORDER NO. S=Ø12,7mm
4,8-3,6	34,2	13	746.325.11	846.325.11	946.325.11	946.825.11	846.825.11
4,8-3,6	34,2	13	747.325.11	847.325.11	947.325.11	947.825.11	847.825.11

Spare parts

990.423.00	791.003.00	990.058.00	991.057.00
990.422.00	791.002.00	990.058.00	991.057.00

Ogee Bits



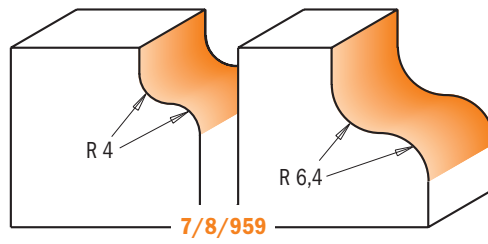
7/8/959

These profiles are the mirror image of the traditional roman ogee. They add sharp defining details to the edges of cabinets and furniture, before rolling into a smooth convex shape.

SHOP TIPS: for best results, multiple passes are recommended.

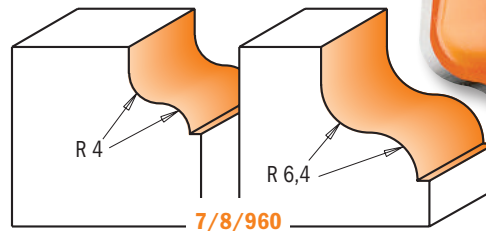
These bits are identical to the 7/8/959 series with the addition of an inset bead along the lower edge.

SHOP TIPS: for best results, multiple passes are recommended.



7/8/959

Drawings are 1:1 scale



7/8/960



7/8/960

R mm	D mm	I mm	ORDER NO. S=Ø6mm	ORDER NO. S=Ø6,35mm	ORDER NO. S=Ø8mm	ORDER NO. S=Ø12mm	ORDER NO. S=Ø12,7mm
4	28,7	13	759.040.11	859.040.11	959.040.11	959.540.11	859.540.11
6,4	38,1	18	759.064.11	859.064.11	959.064.11	959.564.11	859.564.11
4	28,7	13	760.040.11	860.040.11	960.040.11	960.540.11	860.540.11
6,4	38,1	18	760.064.11	860.064.11	960.064.11	960.564.11	860.564.11

Spare parts

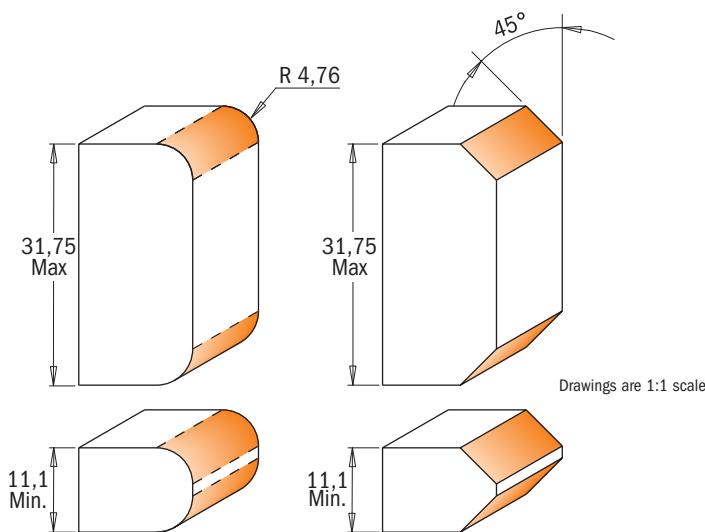
990.423.00	791.003.00	990.058.00	991.057.00
990.423.00	791.003.00	990.058.00	991.057.00
990.422.00	791.002.00	990.058.00	991.057.00
990.422.00	791.002.00	990.058.00	991.057.00

Adjustable Roundover & Bevel Router Bits



8/900.623

These new CMT bits are ideal for making new awesome creations! Create a double 4,76mm (3/16") roundover profile, a double 45° bevel or even a mixed profile on your wood panels easily and in a cost-effective way! Interchangeable shims are included to allow for different stock thicknesses according to the board. To be used on table-mounted routers. Do not use these bits with hand-held power tools.



Drawings are 1:1 scale

D mm	T ₁ mm	R mm	A	L mm	ORDER NO. S=Ø12mm	ORDER NO. S=Ø12,7mm
38,1	11,1 - 31,75	4,76	45°	100	900.623.11	
38,1	11,1 - 31,75	4,76	45°	100		800.623.11

Spare parts

924.137.00	791.037.00	822.029.11	822.030.11	990.020.11	
824.137.00	791.037.00	822.029.11	822.030.11	990.020.11	

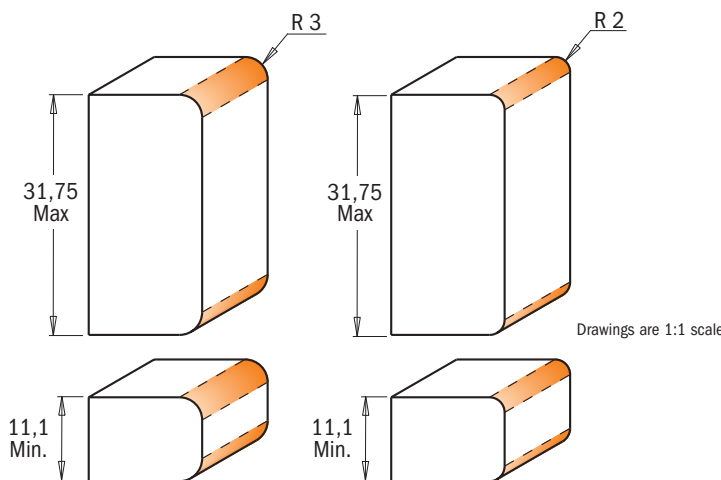

Spare parts	541.500.00	3mm spacer	541.518.00	1mm spacer
	541.515.00	0,1mm spacer	541.519.00	5,8mm spacer
	541.517.00	0,5mm spacer		

Adjustable Double Roundover Router Bits



8/900.622

Create awesome furnishing decorations with these new CMT bits! They provide a double 2mm (5/64") and 3mm (1/8") roundover profile on your wood panels easily and in a cost-effective way! Interchangeable shims are included to allow for different stock thicknesses according to the board. To be used on table-mounted routers. Do not use these bits with hand-held power tools.



Drawings are 1:1 scale

D mm	T ₁ mm	R mm	L mm	ORDER NO. S=Ø12mm	ORDER NO. S=Ø12,7mm
34	11,1 - 31,75	3 - 2	100	900.622.11	
34	11,1 - 31,75	3 - 2	100		800.622.11

Spare parts

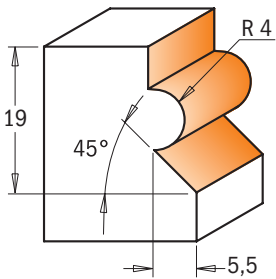
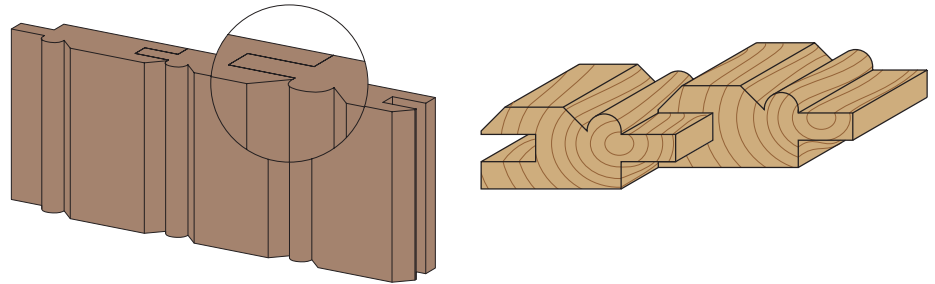
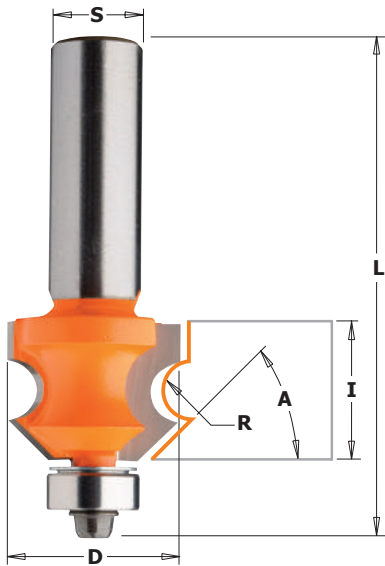
924.137.00	791.037.00	822.031.11	822.032.11	990.020.11	
824.137.00	791.037.00	822.031.11	822.032.11	990.020.11	

Spare parts	541.500.00	3mm spacer	541.516.00	0,3mm spacer
	541.501.00	4mm spacer	541.518.00	1mm spacer
	541.515.00	0,1mm spacer	541.519.00	5,8mm spacer

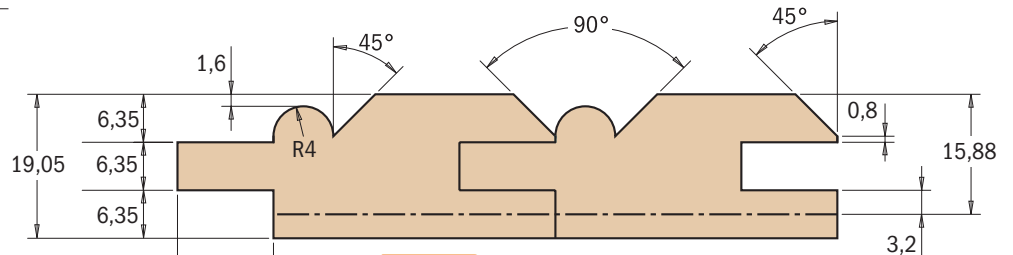


8/961.6

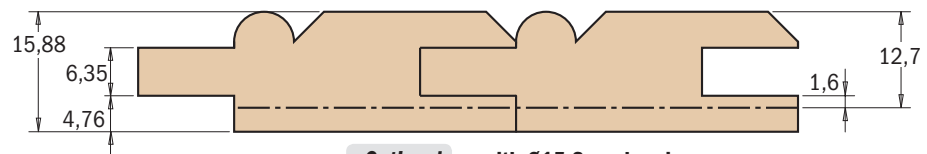
This new router bit designed for 19mm (3/4") thick stock is perfect for creating wainscots and panels on your walls. Simply create a 6,35mm (1/4") tongue-and-groove interlock with a CMT 8/900.626.11, then, with two passes mill an attractive traditional beadboard profile with this new bit. Perfect for cabinets, bookcase backings, ceiling and wall paneling.



Drawing is 1:1 scale

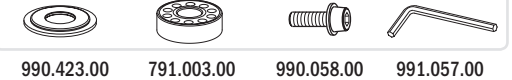


Standard with bearing Ø12,7mm (791.003.00)



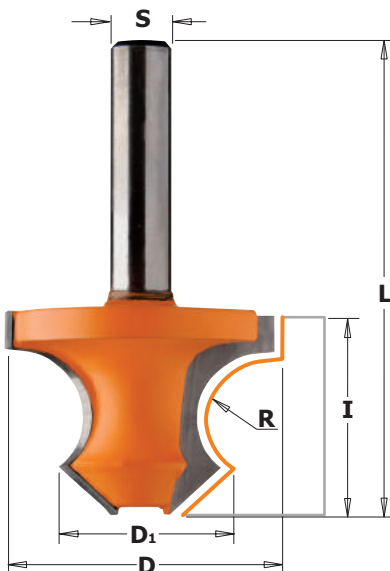
Optional with Ø15,8mm bearing (791.018.00)

Spare parts



D mm	I mm	R mm	A	L mm	ORDER NO. S=Ø12mm	ORDER NO. S=Ø12,7mm
23,8	19,05	4	45°	67,7	961.601.11	861.601.11

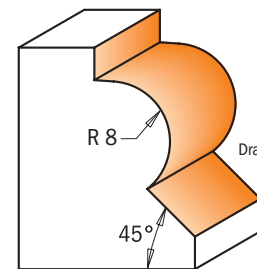
Corner Beading Bit with 45° Chamfer



954

An innovative bit to create beautiful edges and corner beads.

SAFETY TIPS: to be used only on CNC machines or router tables equipped with a fence.



Drawing is 1:1 scale

D mm	D1 mm	I mm	R mm	L mm	ORDER NO. S=Ø8mm
36	22	25	8	60	954.080.11

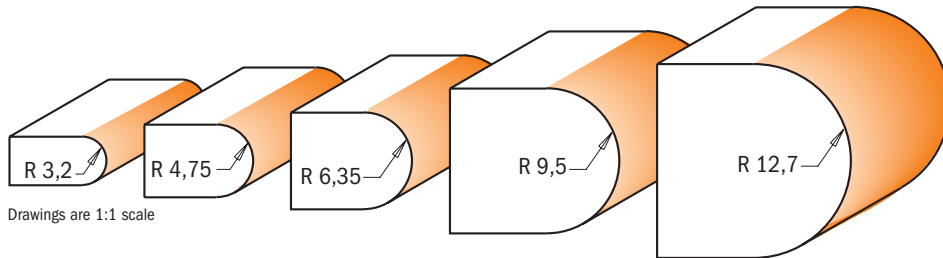
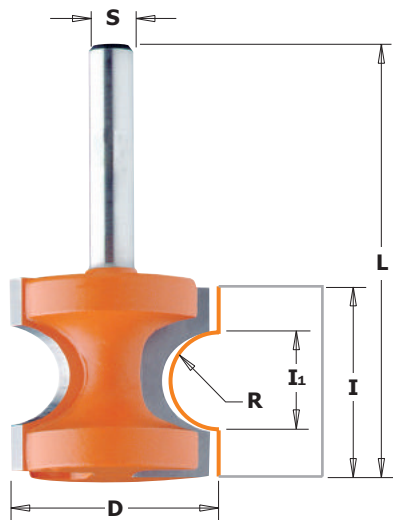
Bead & Bull Nose Bits



7/8/954

CMT bull nose bits create beautifully finished edges on stair treads, window sills and shelves in a pass. Ad a final touch by using a cutter with a bead diameter wider than the stock thickness. CMT bull nose bits have bead diameters from 6,35mm (1/4") to 25,4mm (1") and each bit features carbide-tipped cutting edges, anti-kickback design and the orange PTFE non-stick coating trademark.

SAFETY TIPS: to be used only on router tables equipped with a fence. Do not remove the workpiece while the bit is routing.



Drawings are 1:1 scale

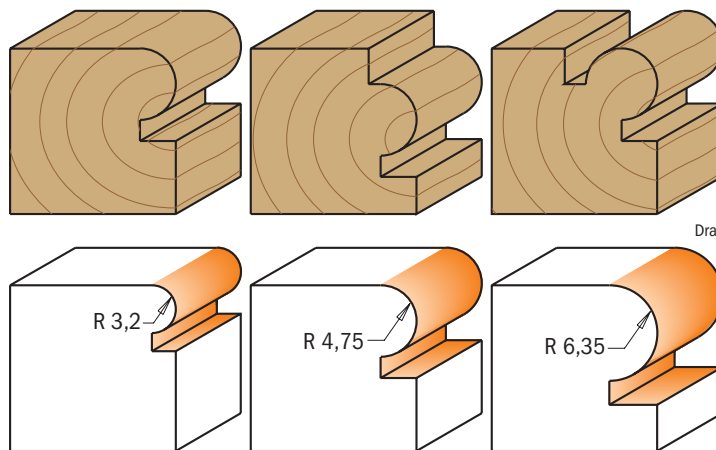
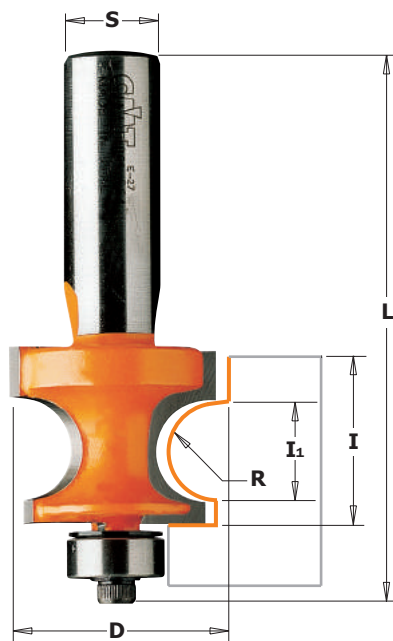
R	D	I ₁	I	L	ORDER NO. S=Ø6mm	ORDER NO. S=Ø6,35mm	ORDER NO. S=Ø8mm	ORDER NO. S=Ø12mm	ORDER NO. S=Ø12,7mm
3,2	22,2	6,56	19	50,8	754.002.11	854.002.11	954.002.11		
3,2	22,2	6,56	19	57,2				954.502.11	854.502.11
4,75	25,4	9,85	22	54	754.003.11	854.003.11	954.003.11		
4,75	25,4	9,85	22	60,4				954.503.11	854.503.11
6,35	28,6	13,15	25,5	57,2	754.004.11	854.004.11	954.004.11		
6,35	28,6	13,15	25,5	63,5				954.504.11	854.504.11
9,5	34,9	19,71	35	73				954.507.11	854.507.11
12,7	44,5	26,3	41	79,4				954.509.11	854.509.11

Corner Beading Bits



7/8/961

Make beautiful traditional beads and edge beads or turn old beads into new moldings with the new CMT corner beading bits with bearing. Featuring carbide-tipped cutting edges and orange PTFE non-stick coating, these bits provide excellent results on corner beads. Run the bead twice to form a complete corner bead.




Drawings are 1:1 scale

R	D	I ₁	I	L	ORDER NO. S=Ø6mm	ORDER NO. S=Ø6,35mm	ORDER NO. S=Ø8mm	ORDER NO. S=Ø12mm	ORDER NO. S=Ø12,7mm	Spare parts		
3,2	22,2	6,50	15	57,7	761.032.11	861.032.11	961.032.11					
3,2	22,2	6,50	15	64				961.532.11	861.532.11	990.423.00	791.003.00	990.058.00
4,75	25,4	9,68	18,6	61,2	761.048.11	861.048.11	961.048.11			990.423.00	791.003.00	990.058.00
4,75	25,4	9,68	18,6	67,6				961.548.11	861.548.11	990.423.00	791.003.00	990.058.00
6,35	28,6	12,86	22,2	64,8	761.064.11	861.064.11	961.064.11			990.423.00	791.003.00	990.058.00
6,35	28,6	12,86	22,2	71,7				961.564.11	861.564.11	990.423.00	791.003.00	990.058.00

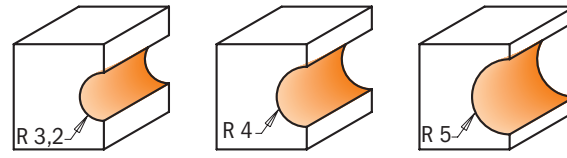
Spare parts 991.057.00 3/32" hex key

Edge-Fluting Bits



7/862

The edge-fluting bearing guided bits are quick to set up and can be used for curved screens, small radius grooves, doors etc. No side fence is required. Use in a handheld or table-mounted router.



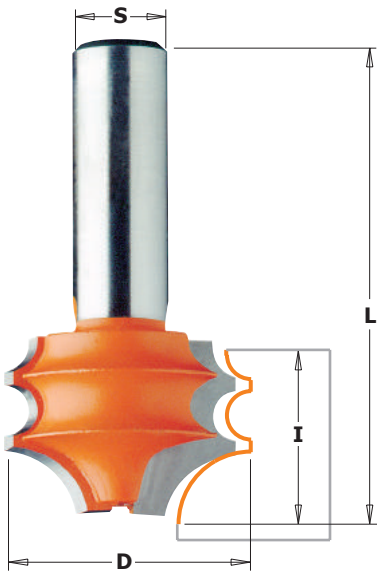
Drawings are 1:1 scale



For Top bearing version: use bearing 791.010.00 and stop collar 541.001.00 (optional)

R mm	D mm	I mm	L mm	ORDER NO. S=Ø6mm	ORDER NO. S=Ø6,35mm	Spare parts				
3,2	19,05	6,4	57	762.032.11	862.032.11					
4	20,7	8	57	762.040.11	862.040.11	990.423.00	791.003.00	990.058.00	991.057.00	
5	22,7	10	57	762.050.11	862.050.11	990.423.00	791.003.00	990.058.00	991.057.00	

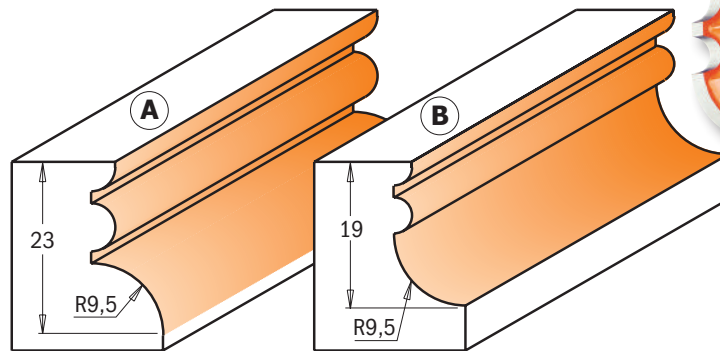
CMT Moulding System



8/956.852

If the standard selection of molding and mill work you find in today's lumber shops isn't satisfactory to your woodworking tastes, then look to CMT's molding system instead. With these bits, you can make dozens of elaborate profiles by combining two or more passes. Avoid the average and create your own mouldings. Some initial suggestions are illustrated below.

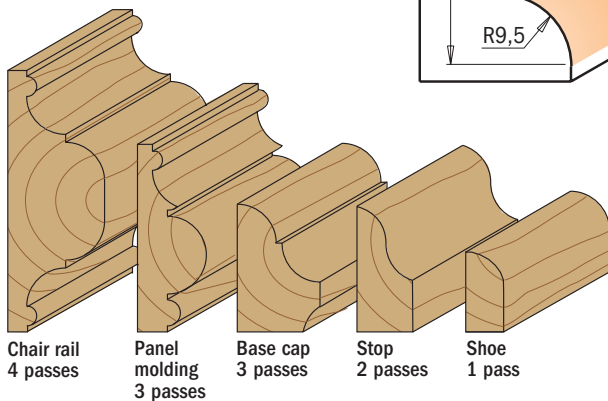
SAFETY TIPS: use these bits with a fence. The profiles shown below are milled from heavy stock then refined to the desired shape.



Drawings are 1:1 scale



8/956.851



Profile	D mm	I mm	L mm	ORDER NO. S=Ø12mm	ORDER NO. S=Ø12,7mm
A	31,7	23	61,1	956.852.11	856.852.11
B	31,7	19	57,2	956.851.11	856.851.11

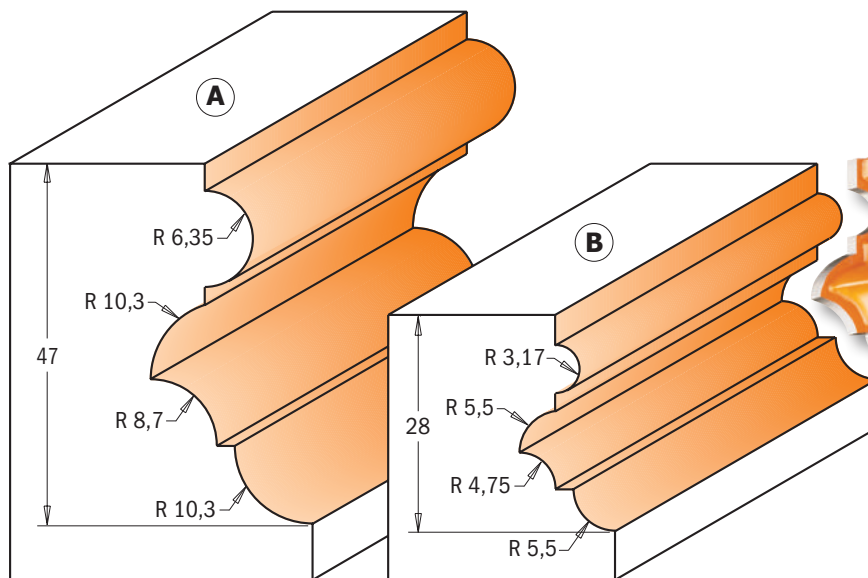
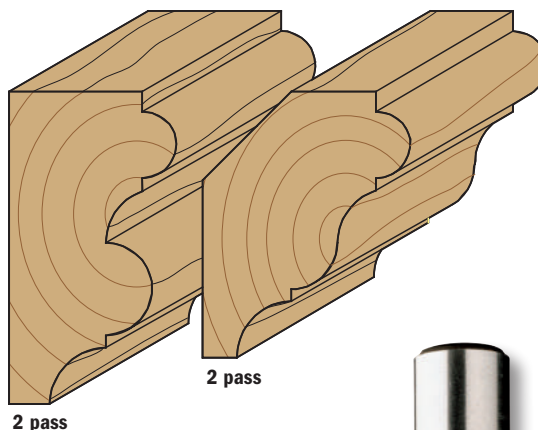
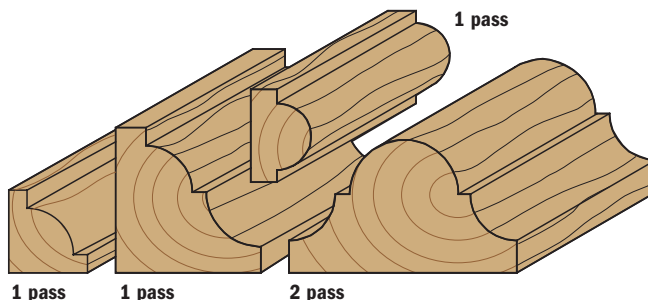

Multiprofile Bits

8/956.8



Create endless profiles with CMT multiprofile bits. Simply adjust the height of the bit to create classic profiles in one single pass, or make more complex decorative effects in multiple passes. The bits super-strength steel body can withstand long-lasting cutting operations, and the micrograin carbide tips remain sharp longer for superior performance. In addition these bits feature non-stick PTFE coating and anti-kickback design. To be used on tables equipped with a fence.

SAFETY TIPS: to make small moulding as shown below, cut the profile from very wide stock. Remove the excess material and work on the bigger piece to give you easier control. Keep hands far from the bit when working.



Drawings are 1:1 scale



Profile	D mm	I mm	L mm	ORDER NO.		Spare parts			
				S=Ø12mm	S=Ø12,7mm				
A	55,6	47	96,4	956.802.11	856.802.11	990.423.00	791.003.00	990.058.00	991.057.00
B	38,1	28	77,5	956.801.11	856.801.11	990.423.00	791.003.00	990.058.00	991.057.00

Moulding Bits

Why waste time searching for a particular style of frame moulding when you can just as quickly and easily make your own. With the wide range of decorative possibilities offered by CMT moulding bits, you can always create the edge profile you want, anywhere you want and any time you want. These CMT bits are made to last a lifetime - carbide-tipped cutters and solid bar stock steel shanks can withstand serious use and the baked-on non-stick PTFE coating makes sure you continuously get clean, smooth-running cuts. Our anti-kickback feature helps guarantee you work more safely when using these wide profile bits.

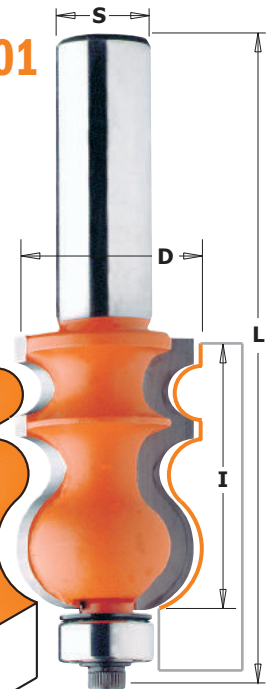
SHOP TIPS: multiple pass operations require advance planning. To avoid making a mistake that could render it impossible to finish the job, carefully consider the entire cutting sequence before you begin.

SAFETY TIPS: all large diameter bits such as these should be used with caution and on router tables equipped with a fence. For best results, 1,7 KW (2-1/4 HP) routers are recommended. Routers as low-powered as 1,1 KW (1-1/2 HP) can be used if limited to shorter, shallower runs. When possible, reduce the RPMs of the router for operations requiring the use of these bits.

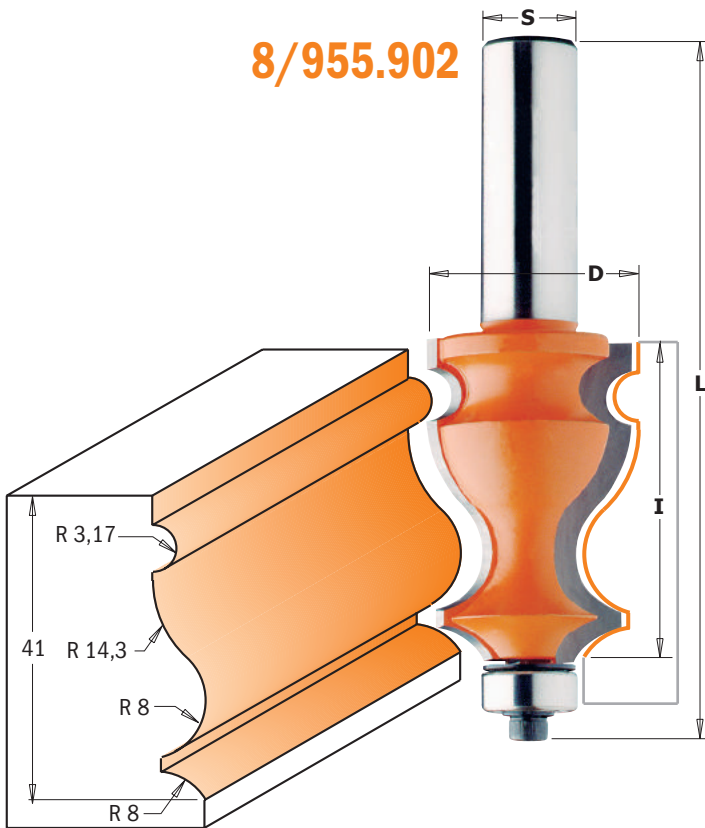
Drawings are 1:1 scale



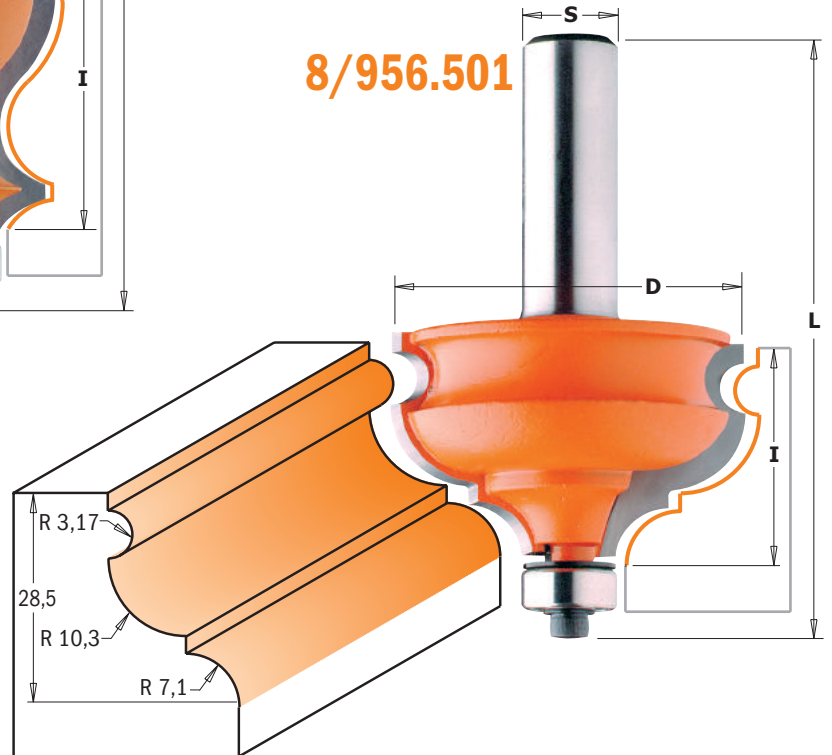
8/955.901



8/955.902




8/956.501



D mm	I mm	L mm	ORDER NO. S=Ø12mm	ORDER NO. S=Ø12,7mm	Spare parts			
23,8	35	83,8	955.901.11	855.901.11				
27	41	90,2	955.902.11	855.902.11	990.423.00	791.003.00	990.058.00	991.057.00
47,5	28,5	77,4	956.501.11	856.501.11	990.423.00	791.003.00	990.058.00	991.057.00

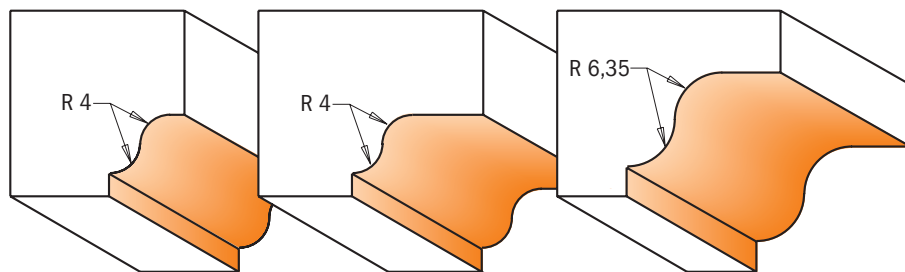
Moulding Bits



8/967.5B




CMT's new moulding bits allow you to shape elegant moldings with your table saw and router. Unlike any commercially available crown moldings, moldings made with these bits are easy to install and create a finished appearance. After shaping the cove, you can use special router bits with inverted profiles to create different edges and complete the molding.



R mm	D mm	I mm	L mm	ORDER NO. S=Ø8mm	ORDER NO. S=Ø12mm	ORDER NO. S=Ø12,7mm	Spare parts			
4	39,05	11,5	57	967.001.11B	967.501.11B	867.501.11B				
4	54	11,5	65,9		967.502.11B	867.502.11B	791.011.00	541.002.00	990.005.00	991.056.00
6,35	60,5	17,3	71,7		967.503.11B	867.503.11B	791.011.00	541.002.00	990.005.00	991.056.00

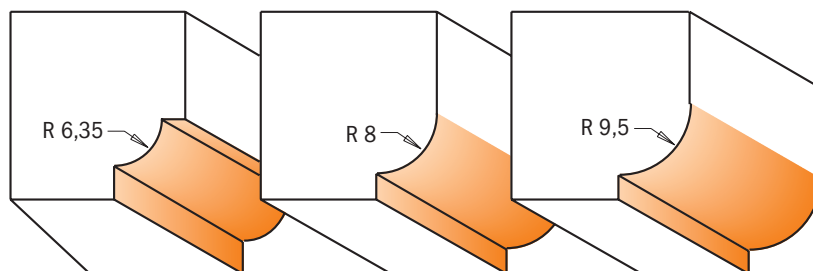
Moulding Bits



8/967.6B

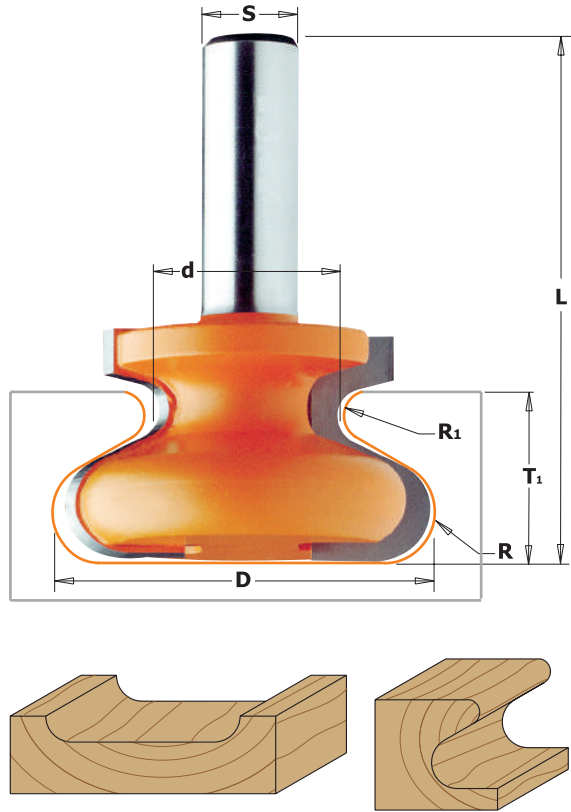


CMT's moulding bits allow you to shape elegant mouldings with your table saw and router. Unlike any commercially available crown mouldings, mouldings made with these bits are easy to install and create a finished appearance. After shaping the cove, you can use special router bits with inverted profiles to create different edges and complete the molding.



R mm	D mm	I mm	L mm	ORDER NO. S=Ø8mm	ORDER NO. S=Ø12mm	ORDER NO. S=Ø12,7mm	Spare parts			
6,35	38	12,5	57	967.101.11B	967.601.11B	867.601.11B				
8	35	13,2	57,7	967.102.11B	967.602.11B	867.602.11B	791.011.00	541.002.00	990.005.00	991.056.00
9,5	38	14,5	59	967.103.11B	967.603.11B	867.603.11B	791.011.00	541.002.00	990.005.00	991.056.00

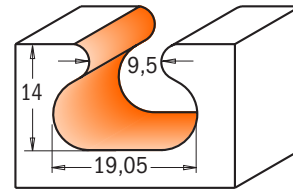
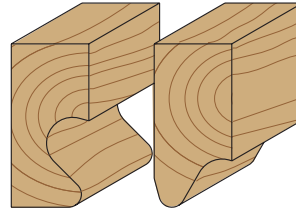
Finger Pull Bit



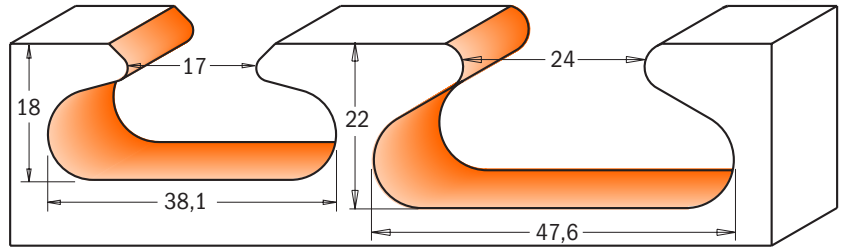
855/955



Why interrupt the subtle linearity of an all-wood drawer front or cabinet door with a metal knob or handle? Use a CMT finger pull bit and make a harmonious wooden handle. Choose your preference - a template profile made directly in the wood or a European-style hardwood pull as illustrated below.




Drawings are 1:1 scale



D mm	d mm	T ₁ mm	I mm	R mm	R ₁ mm	L mm	ORDER NO. S=Ø8mm	ORDER NO. S=Ø12mm	ORDER NO. S=Ø12,7mm
19,05	9,5	14	19,05	4,76	2,4	57,2	955.102.11		855.602.11
38,1	17	18	20,7	6	1,8	55,5	955.103.11		
38,1	17	18	20,7	6	1,8	61,8			855.603.11
47,6	24	22	28,5	6,35	3,2	66,6		955.601.11	855.601.11

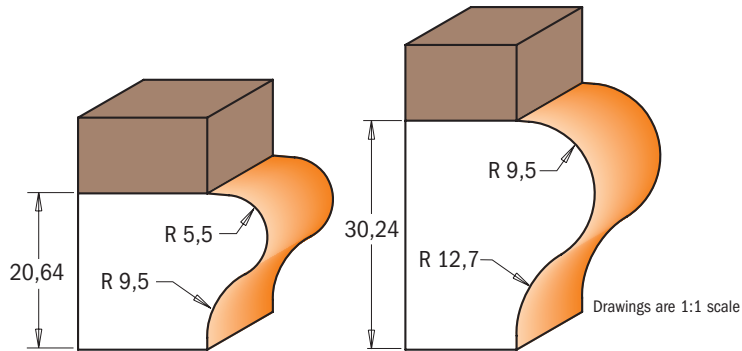
Window Sill & Finger Bits



8/955.804/805 - 8/955.804B/805B



These profiles were originally intended for shaping the edges of window sills. Now these bits are also used for creating finger pulls on the edges of doors and drawers. These bits are available with top bearings for curved template work or without bearings for straight cuts against a fence. Recommended for router table use only.



Drawings are 1:1 scale

R ₁ mm	R mm	D mm	I mm	L mm	ORDER NO. S=Ø12mm	ORDER NO. S=Ø12,7mm
5,5	9,5	31,7	25,4	73	955.804.11	855.804.11
9,5	12,7	38,1	35	85,8	955.805.11	855.805.11

With Top Bearing

5,5	9,5	31,7	25,4	73	955.804.11B	
5,5	9,5	31,7	25,4	73		855.804.11B
9,5	12,7	38,1	35	85,8	955.805.11B	
9,5	12,7	38,1	35	85,8		855.805.11B

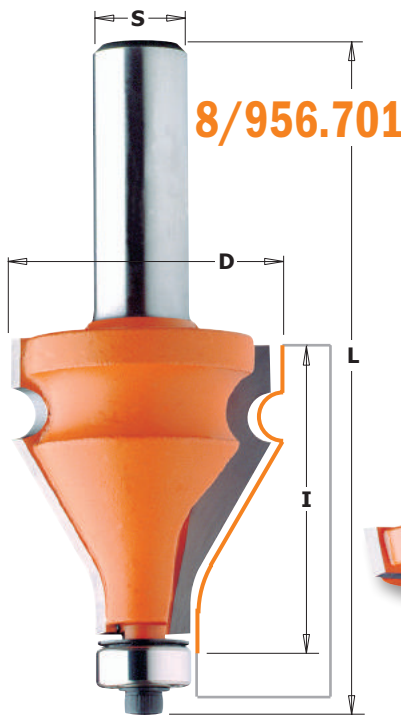
Spare parts



791.015.00	541.005.00	990.005.00	991.056.00
791.015.00	541.002.00	990.005.00	991.056.00
791.020.00	541.005.00	990.005.00	991.056.00
791.020.00	541.002.00	990.005.00	991.056.00

SAW BLADES
JIG SAW BLADES
SABRE SAW BLADES
TOOLS FOR MULTI-CUTTERS
TOOLS WITH BORE & KNIVES
ROUTER BITS & SETS
CNC ROUTER CUTTER & CHUCKS
INDUSTRIAL DOWEL DRILLS
BITS FOR HAND POWER TOOLS
HOLE SAW BLADE
POWER TOOLS & ACCESSORIES
DISPLAY CABINETS & SPARE PARTS

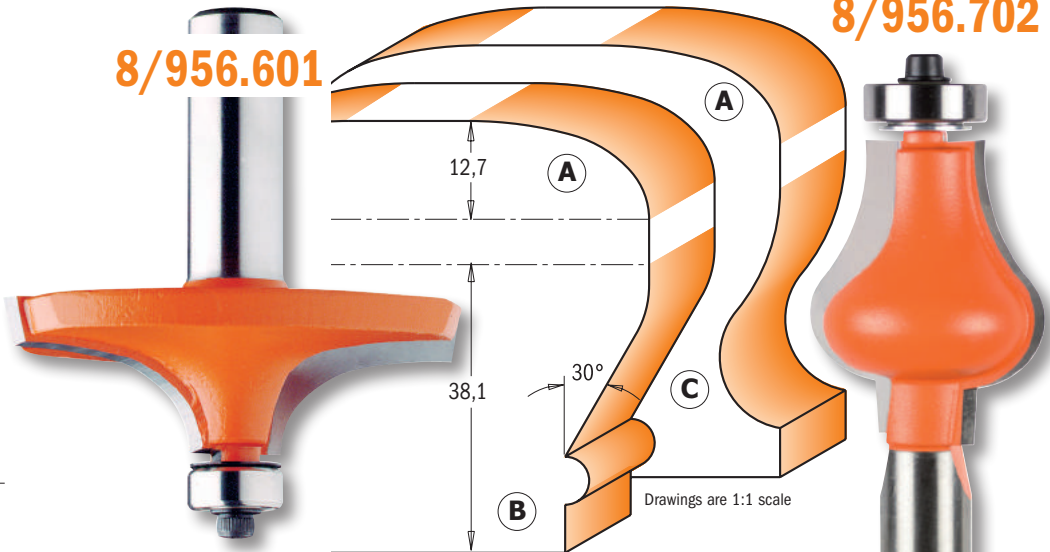
Table Edge & Hand Rail Bits



8/956.701

Turn a small investment into a big return with these CMT bits! They give you well-proportioned smooth curves for elegant eye-catching work on your tables. CMT hand rail bits feature 30° bevel edge and 3,2mm bead that allow you to make beautiful and functional hand rails. Add a touch of class to your architectural settings!

SAFETY TIPS: these profile bits remove large amounts of stock and make consistent quantities of dust. We recommend using a vacuum to keep the work area safe.

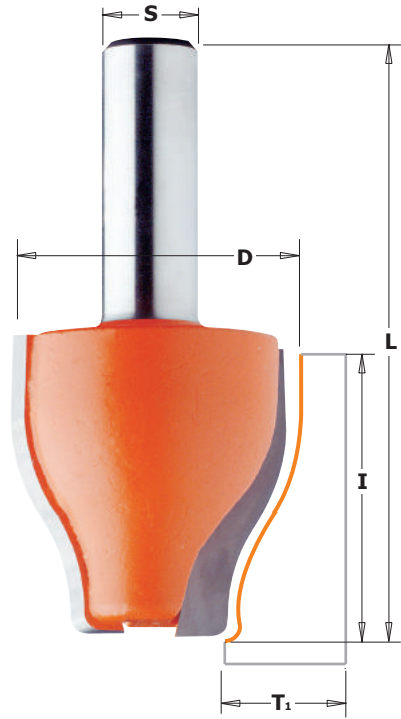


8/956.601

8/956.702

Profile	D mm	I mm	L mm	ORDER NO.	ORDER NO.	Spare parts			
				S=Ø12mm	S=Ø12,7mm	Flange	Washer	Pin	Hex Key
A	63,5	19	67,9	956.601.11	856.601.11	990.423.00	791.003.00	990.058.00	991.057.00
B	35	38	87	956.701.11	856.701.11	990.423.00	791.003.00	990.058.00	991.057.00
C	31,7	38,1	87	956.702.11	856.702.11	990.423.00	791.018.00	990.058.00	991.057.00

Vertical Raised Panel Bits



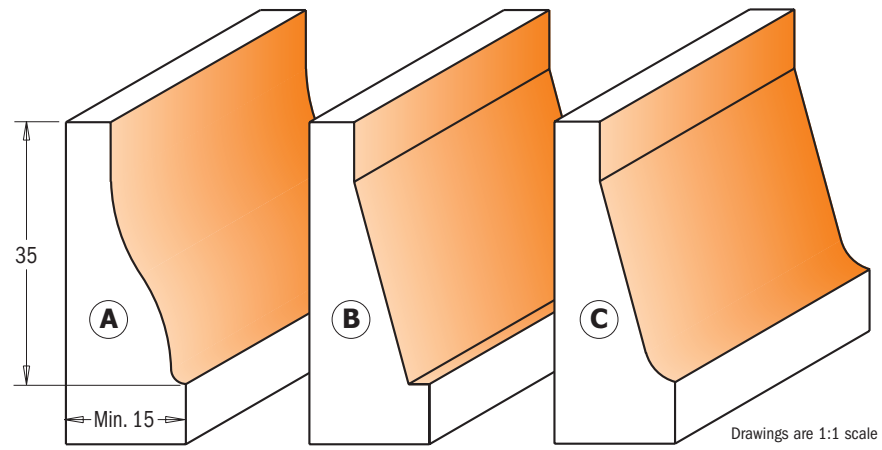
8/990.6



Mill raised panel doors and drawer fronts easily and economically just by putting a CMT vertical raised panel bit in your router* and a sturdy 90° fence on your router table. Meticulously studied, designed and crafted using the highest technology available, these bits are perfected down to the smallest detail. And just like any true craftsman, we are as proud of our work as you are of yours. Choose any of the three vertical profile designs for the style you want.

* Recommended for use on routers with a minimum speed of 1,7 KW (2-1/4 HP). Routers as low-powered as 1,1 KW (1-1/2 HP) can be used but we suggest limiting their use to shorter, shallower runs.

SAFETY TIPS: the template must be at least 150mm and clamps should be used whenever possible. Three to five passes are recommended to safely and accurately obtain the profile you desire.



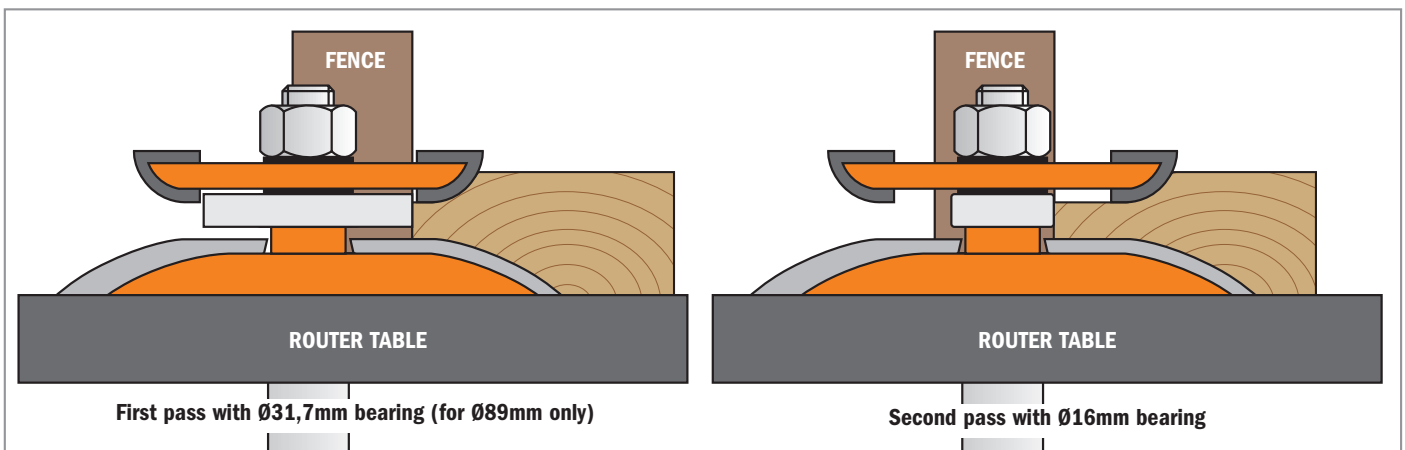
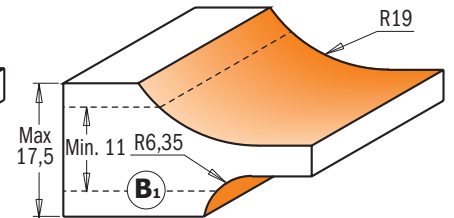
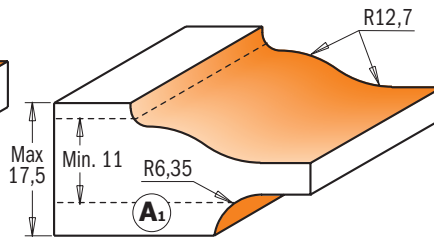
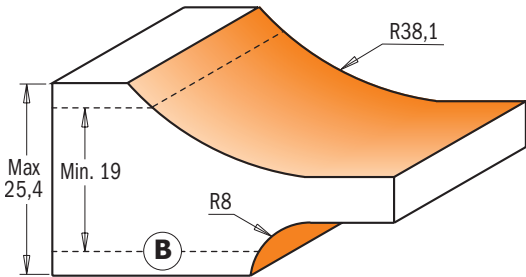
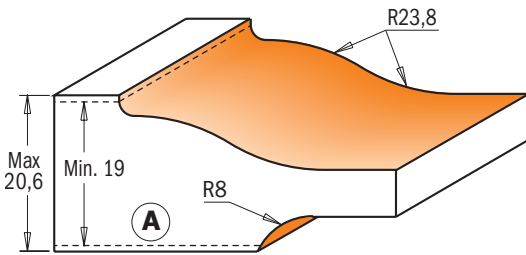

Profile	D mm	I mm	T ₁ mm	L mm	ORDER NO.	ORDER NO.
					S=Ø12mm	S=Ø12,7mm
A	38	38	15 ÷ 18	76,2	990.601.11	890.601.11
B	38	38	15 ÷ 18	76,2	990.602.11	890.602.11
C	38	38	15 ÷ 18	76,2	990.603.11	890.603.11

Raised Panel Bit with Back Cutter

8/990



These bits have a back-cutter which allows milling of both the front and back of the panel in the same cut. An additional 31,7mm diameter bearing promotes safety by allowing you to take two shallow passes (only for Ø89mm).



Profile	D mm	T ₁ mm	L mm	ORDER NO. S=Ø12mm	ORDER NO. S=Ø12,7mm
A	89	19 - 20,6	78,1	990.524.11	890.524.11
B	89	19 - 25,4	78,1	990.527.11	890.527.11
A ₁	63,5	11,1 - 17,5	70	990.534.11	890.534.11
B ₁	63,5	11,1 - 17,5	70	990.537.11	890.537.11

Spare parts



822.007.11	791.025.00	791.033.00	990.020.00
822.007.11	791.025.00	791.033.00	990.020.00
822.010.11	791.025.00		990.020.00
822.010.11	791.025.00		990.020.00

Spare parts	541.515.00	0,1mm spacer	541.518.00	1,0mm spacer
	541.516.00	0,3mm spacer	990.407.00	Shield conical

Raised Panel Bits



8/990.5

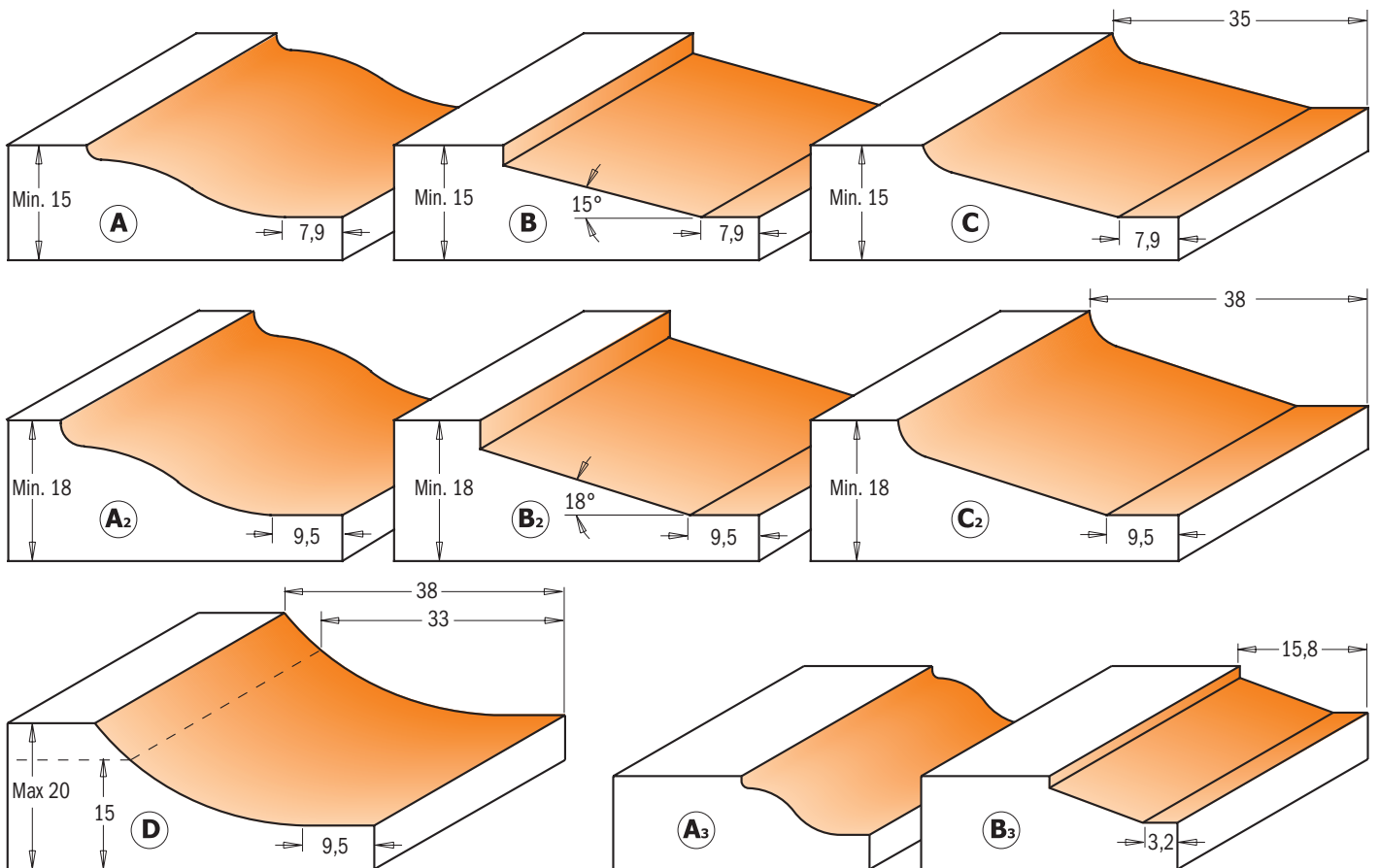
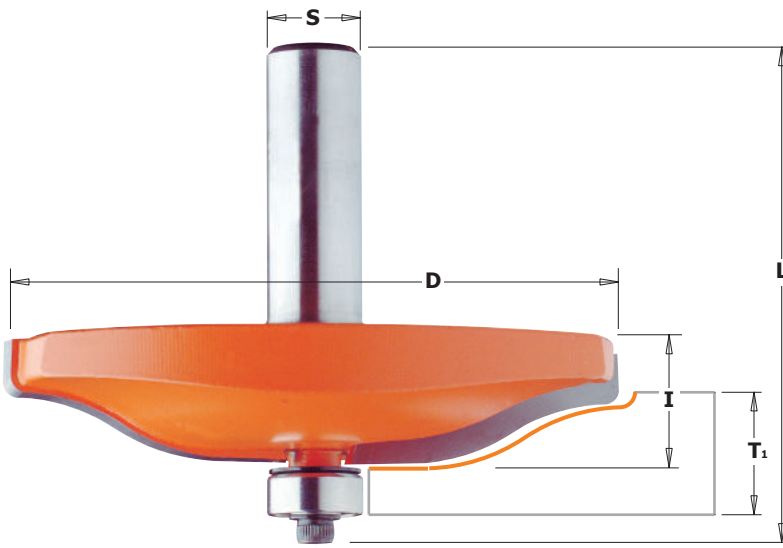
We offer you the traditional approach to panel construction with the CMT raised panel bit. Make classic raised panel doors as shown in the profiles below.

These raised panel bits have carbide-faced cutting edges and are equipped with our anti-kickback design and orange non-stick coating to further increase your safety when working with larger diameter bits.

SAFETY TIPS: Horizontally employed bits should be used at a lower speed, between 10,000 and 12,000 RPMs.

Three to five passes are recommended to safely and accurately obtain the profile you desire.


To be used on jigs with at least 1,7 KW (2-1/4 HP).



Drawings are 1:1 scale

Profile	D mm	I mm	L mm	T ₁ mm	ORDER NO.	ORDER NO.	ORDER NO.	Spare parts			
					S=Ø8mm	S=Ø12mm	S=Ø12,7mm				
A	82,5	15	63,8	15 ÷ 18		990.501.11	890.501.11	990.423.00	791.003.00	990.058.00	991.057.00
B	82,5	15	63,8	15 ÷ 18		990.502.11	890.502.11	990.423.00	791.003.00	990.058.00	991.057.00
C	82,5	15	64,6	15 ÷ 18		990.503.11	890.503.11	990.423.00	791.003.00	990.058.00	991.057.00
A ₂	89	15	64,6	18 ÷ 20		990.504.11	890.504.11	990.423.00	791.003.00	990.058.00	991.057.00
B ₂	89	15	64,6	18 ÷ 20		990.505.11	890.505.11	990.423.00	791.003.00	990.058.00	991.057.00
C ₂	89	15	64,6	18 ÷ 20		990.506.11	890.506.11	990.423.00	791.003.00	990.058.00	991.057.00
D	89	15	64,6	15 ÷ 20		990.507.11	890.507.11	990.423.00	791.003.00	990.058.00	991.057.00
A ₃	47,6	9,5	58,1	12,7 ÷ 15	990.011.11			990.423.00	791.003.00	990.058.00	991.057.00
B ₃	47,6	9,5	58,1	12,7 ÷ 15	990.012.11		890.512.11	990.423.00	791.003.00	990.058.00	991.057.00

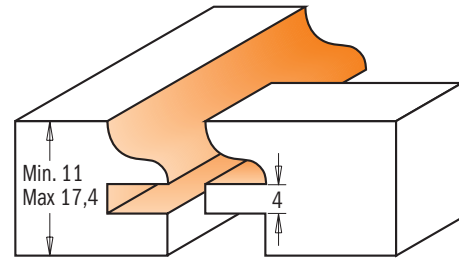
Junior Ogee Rail & Stile Set







8/991.517



These bits are designed for those special projects that require a smaller panel door. Use these bits with stock from 11,1mm to 17,4mm thick, and build doors as small as 70mm.




Drawing is 1:1 scale

D mm	T ₁ mm	L mm	ORDER NO. S=Ø12mm	ORDER NO. S=Ø12,7mm	Spare parts			
31,75	11 ÷ 17,4	67	991.517.11	891.517.11	 4mm	 6mm		
					822.008.11	822.009.11	791.025.00	990.020.00

Spare parts

541.515.00	0,1mm spacer
541.516.00	0,3mm spacer
541.518.00	1,0mm spacer

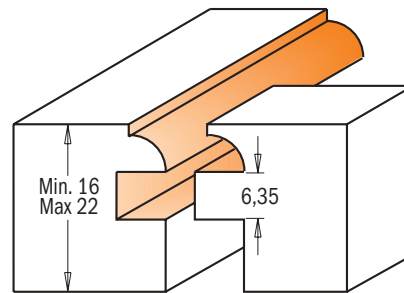
Rail & Stile Set







8/991.512



Designed for fine furniture construction, these bits mill a delicate 4,75mm thumbnail profile in stock from 15,8mm to 20,6mm.



Drawing is 1:1 scale

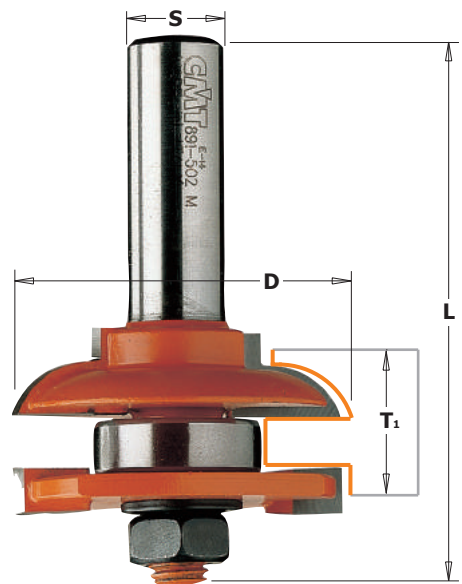
D mm	T ₁ mm	R mm	L mm	ORDER NO. S=Ø8mm	ORDER NO. S=Ø12,7mm	Spare parts			
28,7	16 ÷ 22	4,8	79,2	991.012.11	891.512.11	 6,35mm	 10,8mm		
						822.011.11	822.012.11	791.025.00	990.020.00

Spare parts

541.515.00	0,1mm spacer
541.516.00	0,3mm spacer
541.518.00	1,0mm spacer

SAW BLADES
 JIG SAW BLADES
 SABRE SAW BLADES
 TOOLS FOR MULTI-CUTTERS
 TOOLS WITH BORE & KNIVES
 ROUTER BITS & SETS
 CNC ROUTER CUTTER & CHUCKS
 INDUSTRIAL DOWEL DRILLS
 BITS FOR HAND POWER TOOLS
 HOLE SAW BLADE
 POWER TOOLS & ACCESSORIES
 DISPLAY CABINETS & SPARE PARTS

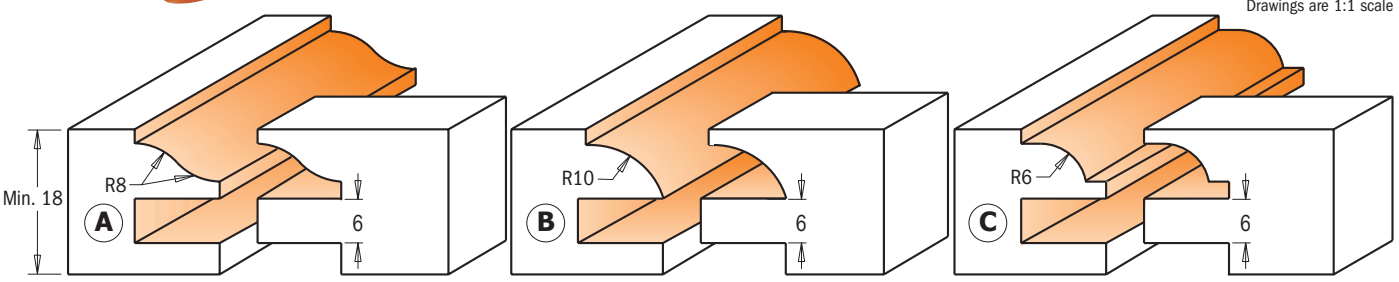
Rail & Stile Sets



8/991.5




A well-constructed door will bear the mark of a perfect joint-clean, exact and well-crafted for strength. For this project, the CMT male-female rail and stile sets are the perfect pair. Made to our specifications they match exactly; not simply approximated like standard reversible cutters. Choose the style of CMT rail and stile set that best suits your needs and create smooth, perfect joints in hard and soft woods with accuracy and speed. Perfect for working in stock from 18mm to 22mm. See chart and illustrations below for profile options available.



Drawings are 1:1 scale

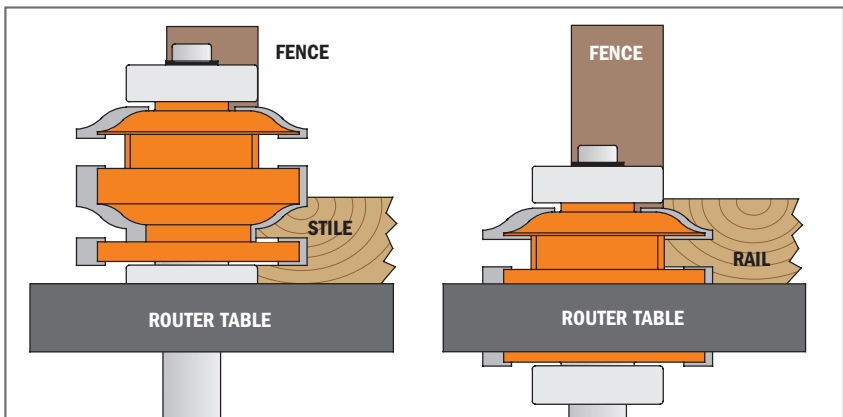
Profile	D mm	L mm	T ₁ mm	ORDER NO.	ORDER NO.	ORDER NO.	Spare parts										
				S=Ø8mm	S=Ø12mm	S=Ø12,7mm	822.003.11	791.012.00	541.515.00	514.516.00	990.407.00	990.020.00					
A	44,4	71	18 ÷ 22	991.001.11	991.501.11	891.501.11	822.003.11	791.012.00	541.515.00	514.516.00	990.407.00	990.020.00					
B	44,4	71	18 ÷ 22		991.502.11	891.502.11	822.003.11	791.012.00	541.515.00	541.516.00	990.407.00	990.020.00					
C	44,4	71	18 ÷ 22		991.503.11	891.503.11	822.003.11	791.012.00	541.515.00	541.516.00	990.407.00	990.020.00					



8/991.521



The most innovative bit for the construction of furniture doors and drawers. The new CMT One-Piece Rail and Stile Bit represents the union of two cutters in one bit. By simply adjusting the height of the bit, you can cut two perfectly joining profiles with no wasted time or effort moving the fence or changing the bit. Save time money by investing in a single CMT bit. For working in stock from 18mm to 22,2mm.



Profile	D mm	L mm	T ₁ mm	ORDER NO.	ORDER NO.	Spare parts											
				S=Ø12mm	S=Ø12,7mm	791.027.00	541.002.00	990.005.00	991.056.00	541.551.00	990.010.00	991.064.00					
A	50,87	96	18 ÷ 22		891.521.11	791.027.00	541.002.00	990.005.00	991.056.00	541.551.00	990.010.00	991.064.00					
A	50,87	96	18 ÷ 22	991.521.11		791.027.00	541.005.00	990.005.00	991.056.00	541.551.00	990.010.00	991.064.00					

In our step-by-step example of panel door construction, we used the following:

- CMT Rail & Stile set (item #891.502.11)
- CMT Reverse Glue Joint (item #855.501.11)
- pre-cut to length stiles - 19mm thick x 57mm wide
- pre-cut to length rails - 19mm thick x 57mm wide
- panel - 16mm thick
- scrap stock

The CMT Rail & Stile set was designed ideally for the construction of panel doors from 19mm thick stock, however any variation of size up to 22mm thick can be used. Remember to adjust your measurements and cutting depths according to the wood thickness you use.

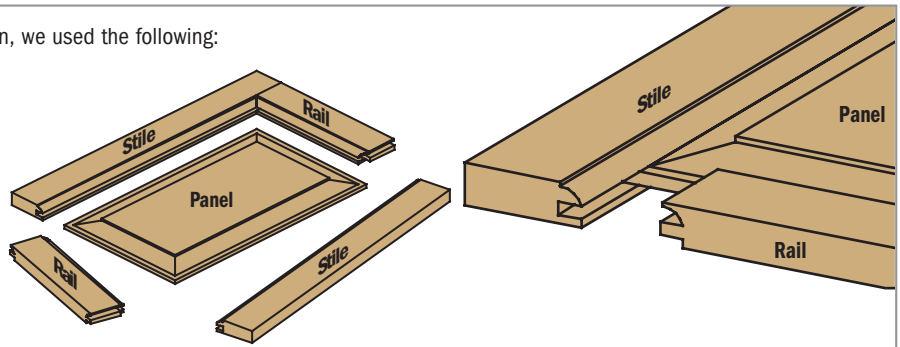


ILLUSTRATION A

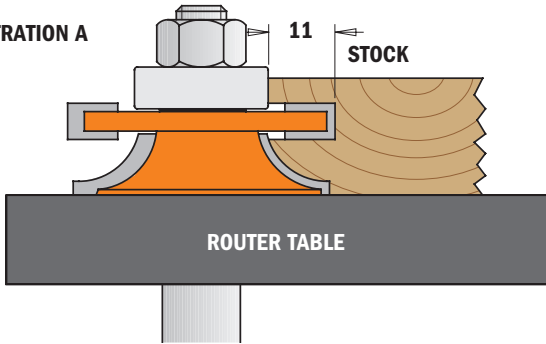
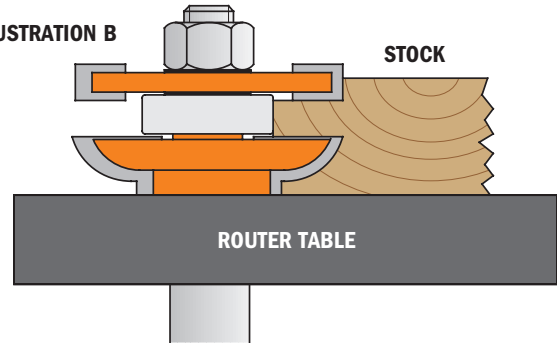


ILLUSTRATION B



MILLING THE RAILS AND STILES

First make trial cuts of the cope profile (rail) and the stick profile (stile) in scrap stock and check the accuracy of the joint. This is extremely important when working at maximum thickness (22mm). Make sure your stock is flat and cut straight with square edges. Using the CMT Stile Bit shown in illustration A, place the stock front face-down on the router table and mill the stick profile in the stile and rail pieces. To mill the rails, use the CMT Rail Bit shown in illustration A, position the rails face-down on the router table and mill the cope profile on the ends. If you are milling cope and stick profiles before cutting the rails and stiles to length, be sure to make the proper calculations before cutting the rails. The stiles are the same length as the door. The rails must be calculated by the following equation (CMT standard tenon length is 22mm):

(total door width - sum of stile widths) + sum of 2 tenons = total rail length
 therefore, using our example measurements listed above, for a 300mm cabinet door:
 $300\text{mm} - 114\text{mm} + 22\text{mm} = 208\text{mm}$

GLUEING UP PANELS

If the panel requires a width greater than the width of your stock, you will need to edge glue stock for the central floating panel. This is accomplished by simply using the CMT Reverse Glue Joint bit. For making a two panel glue joint, place the first panel front face-down on the router table and accurately centre the wood to the bit. Adjust the bit according to the thickness of the wood you are cutting by lining up the cut edge of the wood to the centre point of the bit as illustrated in illustration B and mill the cut edge of the wood. Place the second panel front face up and repeat the milling process. This assures you will have the best side of your stock as a front face. If a third panel is required, mill one cut edge of the piece as instructed above, turn the piece over and run the other edge. Assemble the reverse cut pairs together for beautiful, strong joints that match up perfectly.

MILLING THE FLOATING PANEL

Make trial cuts in scrap stock to create a tongue that fits snugly into the groove in the stile without forcing it. To cut your panel to size be sure to make the proper calculations, taking into account the length of the tongue. The CMT Raised Panel Bit in our example has a standard tongue length of 8mm (The New CMT Raised Panel Bit profile has a 9,5mm tongue).

Use the following equation:
 (Total door length - Sum of Stile widths) + Sum of 2 Tongues = Overall Panel Length

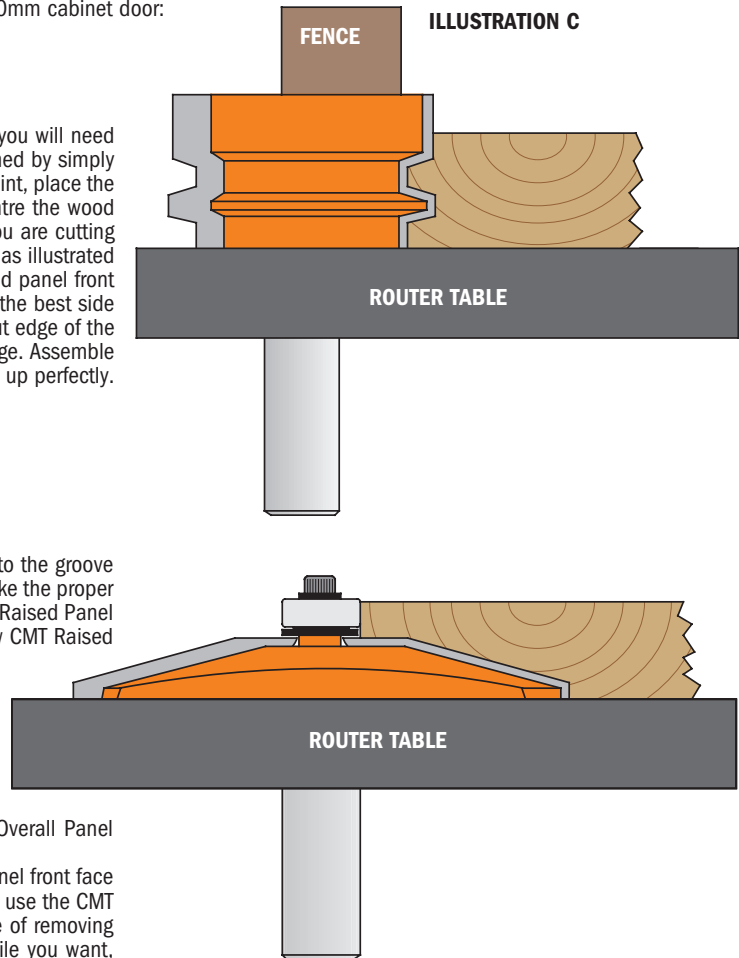
Therefore, using our example, measurements listed above for a 600mm long cabinet door: $(600 - 114) + 16\text{mm} = 502\text{mm}$

And accordingly:

(Total door width - Sum of Stile widths) + Sum of 2 Tongues = Overall Panel Width.

Once the panel has been cut to proper dimensions, position the panel front face side down on the router table tongue as shown in illustration C and use the CMT Raised Panel Bit to mill the tongue. ATTENTION: this bit is capable of removing large amounts of stock. To safely and effectively produce the profile you want, we suggest making several shallow passes. It can be dangerous to try to mill the entire profile in a single run.

ILLUSTRATION C



Stile & Panel Router Bits

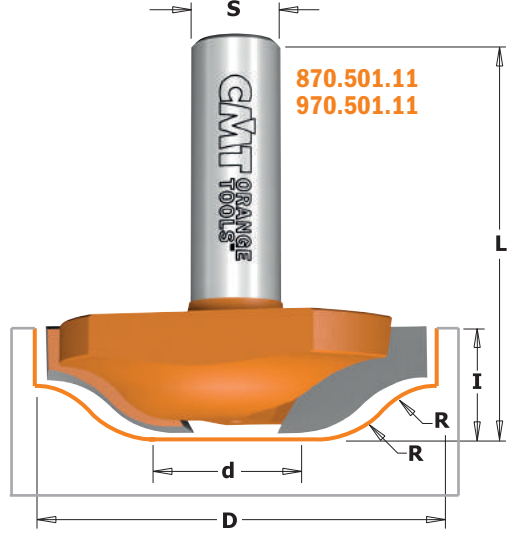


8/970

These bits can be used for decorative work on solid wood panels and MDF materials. Use them in one pass or in combination with CMT's MDF panel bits for complex and intricate profiles. A simple approach for an elegant appearance.

Featuring large cutting diameters and available in the most popular profiles, these panel bits guarantee excellent performance.

PANEL BITS



870.501.11
970.501.11



870.502.11
970.502.11



870.503.11
970.503.11

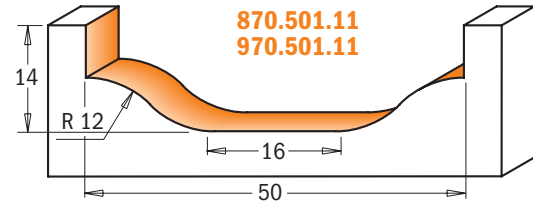
STILE BITS



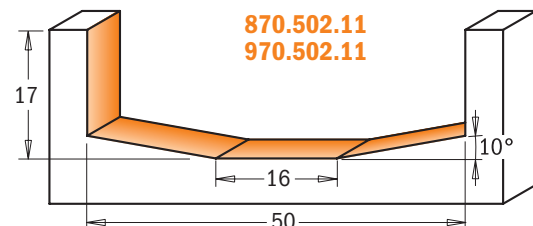
870.101.11
970.101.11



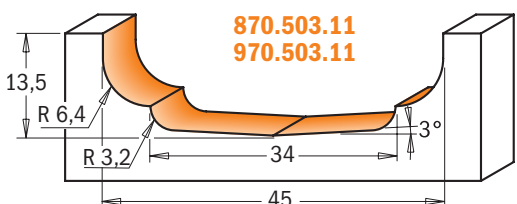
870.504.11
970.504.11



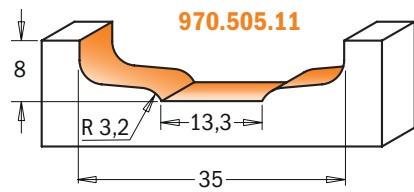
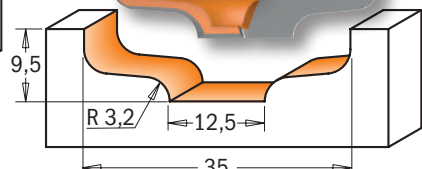
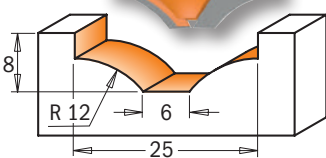
870.501.11
970.501.11



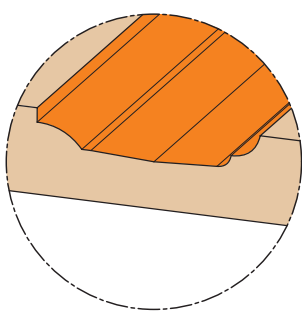
870.502.11
970.502.11



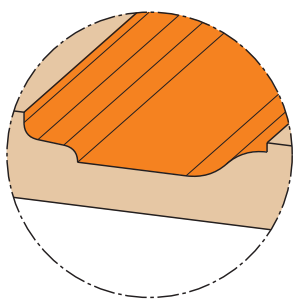
870.503.11
970.503.11



970.505.11



8/970.503.11
+
8/970.101.11

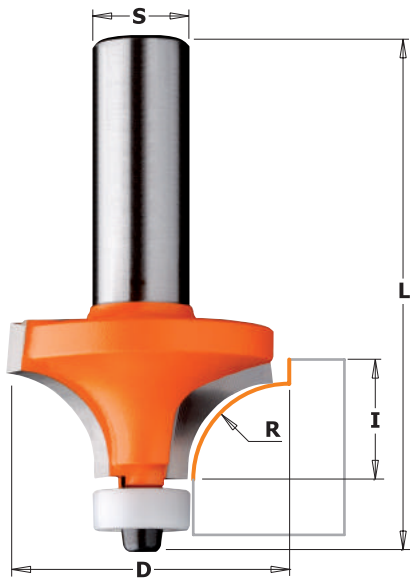


8/970.501.11
+
8/970.504.11

D	d	I	R	A	L	ORDER NO.	ORDER NO.	ORDER NO.
mm	mm	mm	mm		mm	S=Ø8mm	S=Ø12mm	S=Ø12,7mm
25	6	8	12		39,8	970.101.11		870.101.11
50	16	14	12		52,1		970.501.11	870.501.11
50	16	17		10°	55,1		970.502.11	870.502.11
45	34	13,5	3,2 - 6,4	3°	51,6		970.503.11	870.503.11
35	12,5	9,5	3,2		47,6		970.504.11	870.504.11
35	13,3	8	3,2		46		970.505.11	

NEW

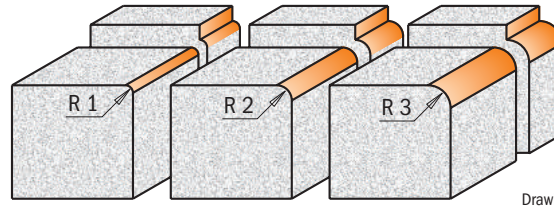
Solid Surface Rounding Over Bits



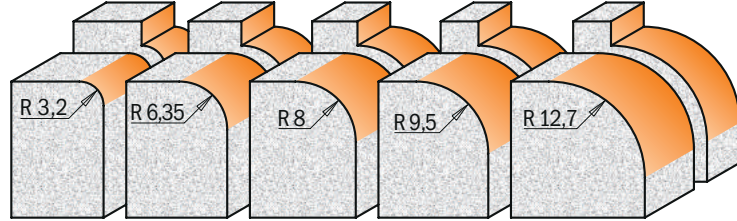
7/8/938 - 8/980.5



Use these bits to create a traditional roundover edge on solid surface countertops. Equipped with a non-marring Delrin® bearing to protect the finished edges. For use on hand-held portable routers.



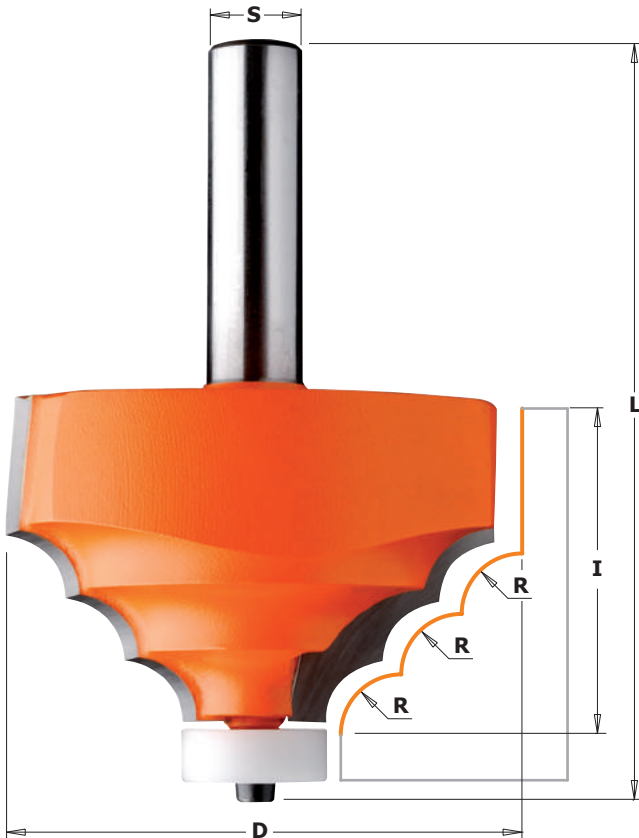
Drawings are 1:1 scale



R mm	D mm	I mm	L mm	ORDER NO.	ORDER NO.	ORDER NO.	ORDER NO.	ORDER NO.	Spare parts		
				S=∅6mm	S=∅6,35mm	S=∅8mm	S=∅12mm	S=∅12,7mm			
1	14,7	10	51		838.147.11	938.147.11			990.422.00	791.044.00	990.058.00
2	16,7	12,7	52,5	738.167.11		938.167.11			990.422.00	791.044.00	990.058.00
3	18,7	12,7	54	738.187.11		938.187.11			990.422.00	791.044.00	990.058.00
3,2	19,05	12,7	59,5				980.501.11	880.501.11	990.422.00	791.044.00	990.058.00
6,35	25,4	12,7	59,5				980.502.11	880.502.11	990.422.00	791.044.00	990.058.00
8	28,7	15	62,5				980.505.11	880.505.11	990.422.00	791.044.00	990.058.00
9,5	31,75	14	61				980.503.11	880.503.11	990.422.00	791.044.00	990.058.00
12,7	38,1	19,05	66				980.504.11	880.504.11	990.422.00	791.044.00	990.058.00

Spare parts 991.057.00 3/32" hex key

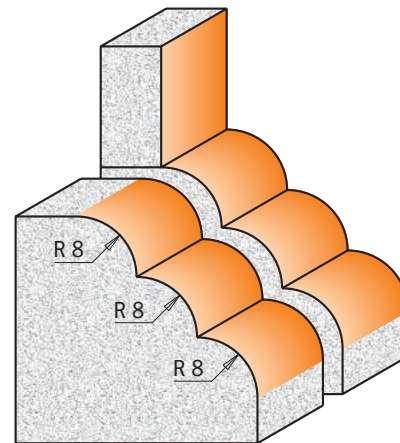
Solid Surface Decorative Edge Profile Bits



8/980.521



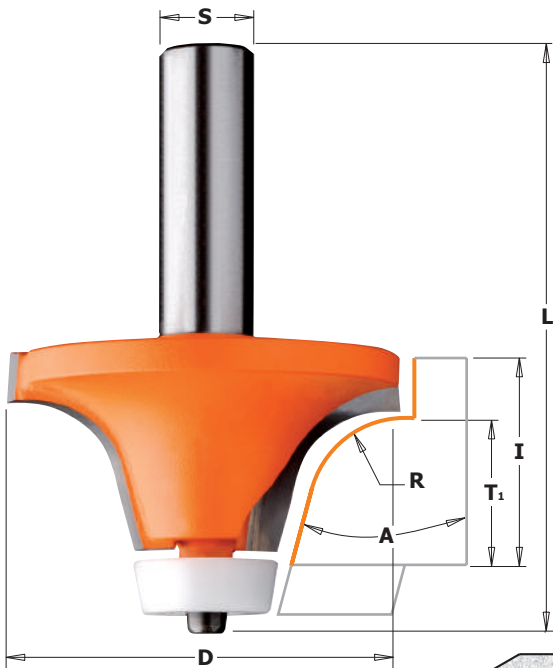
Create elegant countertops with flawless results. Features a non-marring Delrin® bearing to protect the finished edges. For use on hand-held portable routers.



Drawings are 1:1 scale

D mm	I mm	R mm	L mm	ORDER NO.	ORDER NO.	Spare parts		
				S=∅12mm	S=∅12,7mm			
66,7	41,3	8	89,8	980.521.11	880.521.11	791.046.00	990.058.00	991.057.00

Solid Surface Rounding Over Bowl Bits



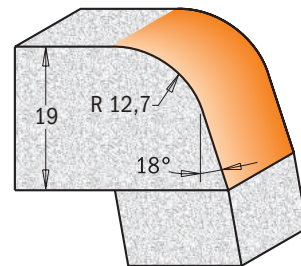
8/966.601/602
8/980.541



These bits roundover and trim the countertop edges after the bowl is mounted. Can be used with the CMT 880.551.11 bevel cutter for a flush cut-out between the countertop and installed undermount bowl. For use on hand-held portable routers. Features a non-marring Delrin® bearing to protect the finished edges.

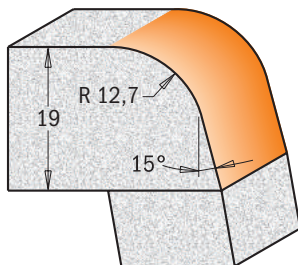
The special angled Delrin® sleeve on the bearing of the CMT bevel cutter lets you work without leaving marks on the workpiece. Trims and shapes all wood and wood materials. Perfect for kitchen and bathroom countertop work.

880.541.11
980.541.11

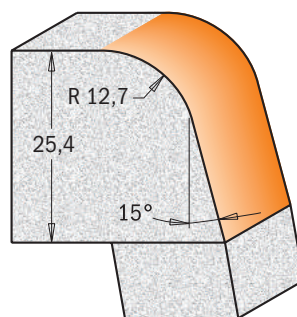


Drawings are 1:1 scale

966.601.11
866.601.11



966.602.11
866.602.11

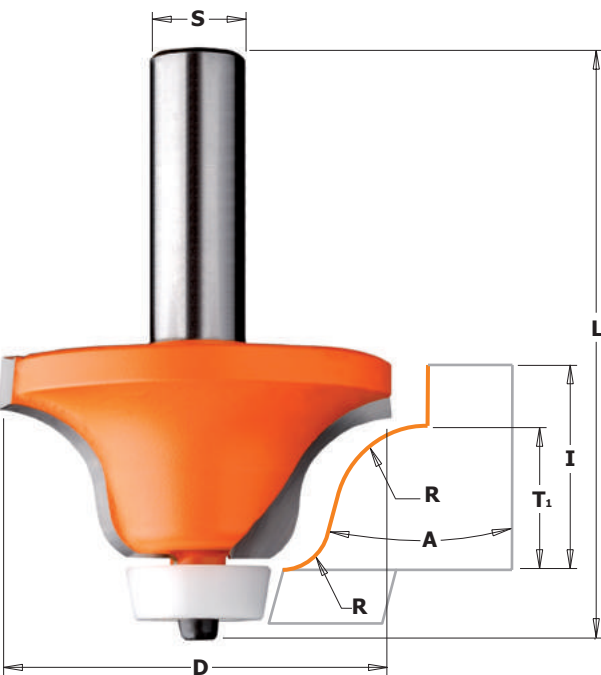


A	D mm	T ₁ mm	I mm	R mm	L mm	ORDER NO. S=Ø12mm	ORDER NO. S=Ø12,7mm
15°	50,8	19	25,4	12,7	74,9	966.601.11	866.601.11
15°	50,8	25,4	31,75	12,7	81,3	966.602.11	866.602.11
18°	54	19	25,4	12,7	78,1	980.541.11	880.541.11

Spare parts

791.041.00	990.058.00	991.057.00
791.041.00	990.058.00	991.057.00
791.041.00	990.058.00	991.057.00

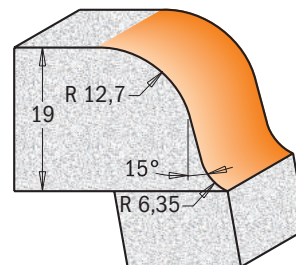
Solid Surface Rounding Over Bowl Bit (ogee profile)



8/980.542



These bits roundover and trim the countertop edges after the bowl is mounted. Can be used with the CMT 880.551.11 bevel cutter for a flush cut-out between the countertop and installed undermount bowl. For use on hand-held portable routers. Features a non-marring Delrin® bearing to protect the finished edges.



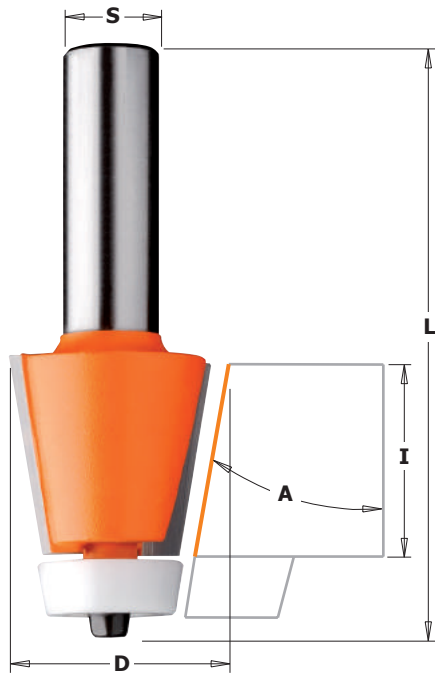
Drawing is 1:1 scale

A	D mm	T ₁ mm	I mm	R mm	L mm	ORDER NO. S=Ø12mm	ORDER NO. S=Ø12,7mm
15°	54	19	25,4	6,35-12,7	77,6	980.542.11	880.542.11

Spare parts

791.041.00	990.058.00	991.057.00

Solid Surface Bevel Bowl Bits

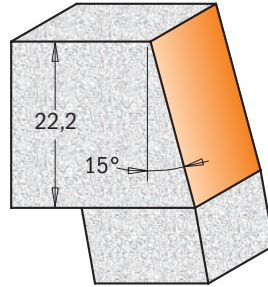


8/966.501 - 8/980.551

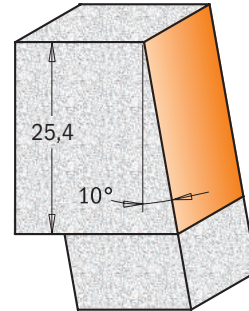


These bits are designed for undermount applications joining the countertops and sink bowls with a 10 (degree) beveled edge. Can be used with the 880.541.11 and 880.542.11 for complete undermount applications. For use on hand-held routers. Features a non-marring Delrin® bearing to protect the finished edges.

Special angled Delrin® sleeve on the bearing of the CMT bevel cutter lets you work without leaving marks on the workpiece. Trims and shapes all wood and wood materials. Perfect for kitchen and bathroom counter top work.



866.501.11
966.501.11




880.551.11
980.551.11

Drawings are 1:1 scale

A	D mm	I mm	L mm	ORDER NO. S=Ø12mm	ORDER NO. S=Ø12,7mm	Spare parts		
15°	31,7	22,2	72	966.501.11	866.501.11			
10°	28,5	25,4	77	980.551.11	880.551.11	791.041.00	990.058.00	991.057.00

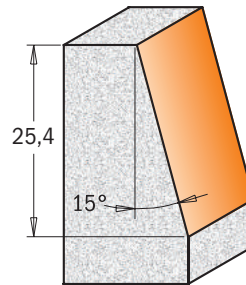
Solid Surface Bevel Bit



8/981.521



Edge profile bit designed to create a 15° bevel on solid surface countertops. Can also be used for European type topmount installation with sinks and bowls. For use on hand-held portable routers.



Drawings are 1:1 scale

D mm	d mm	I mm	A	L mm	ORDER NO. S=Ø12mm	ORDER NO. S=Ø12,7mm
23	9,52	25,4	15°	63,5	981.521.11	881.521.11

SAW BLADES
JIG SAW BLADES
SABRE SAW BLADES
TOOLS FOR MULTI-CUTTERS
TOOLS WITH BORE & KNIVES
ROUTER BITS & SETS
CNC ROUTER CUTTER & CHUCKS
INDUSTRIAL DOWEL DRILLS
BITS FOR HAND POWER TOOLS
HOLE SAW BLADE
POWER TOOLS & ACCESSORIES
DISPLAY CABINETS & SPARE PARTS

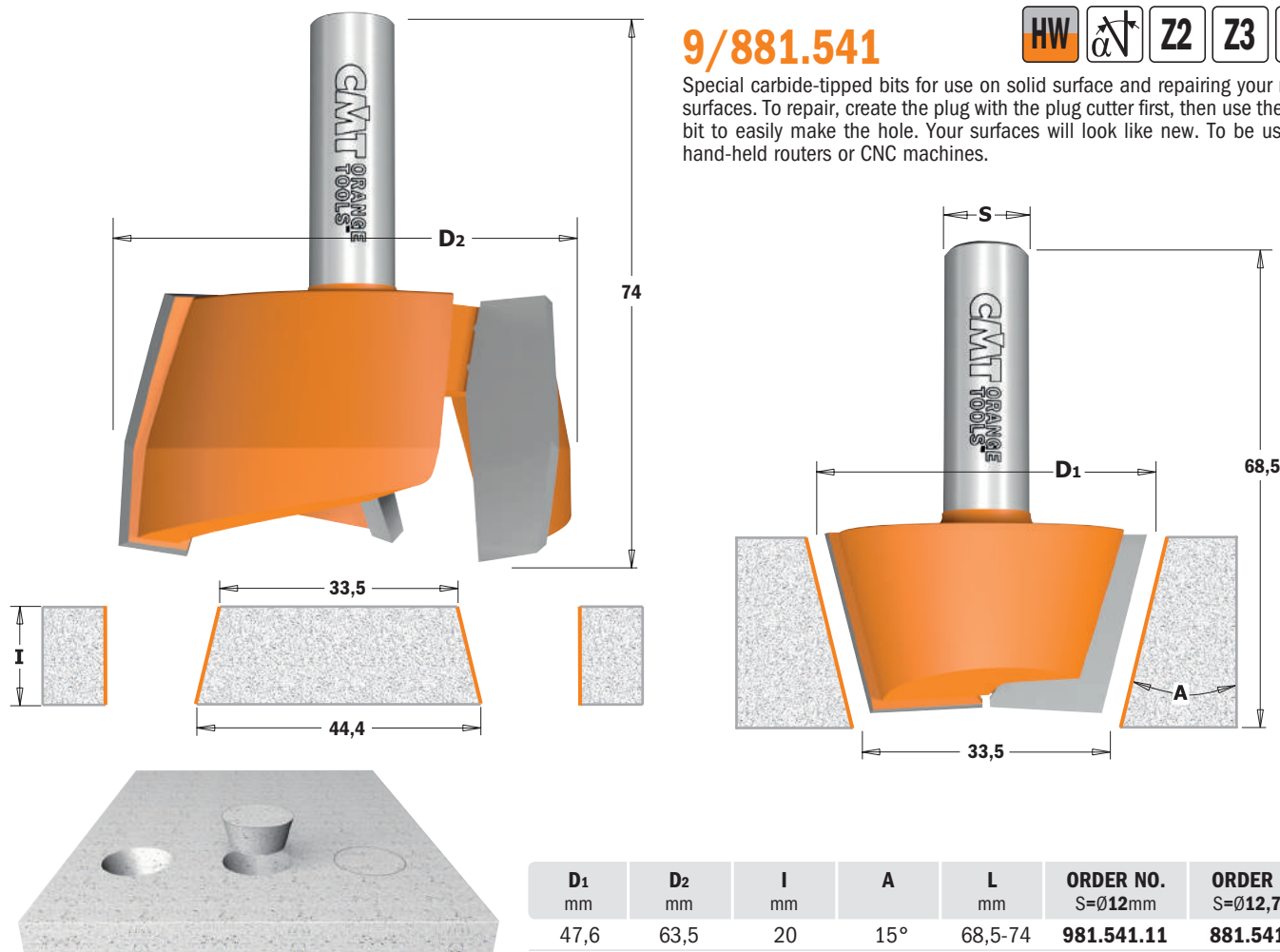
SAW BLADES
JIG SAW BLADES
SAW BLADES
SAW BLADES
TOOLS FOR MULTI-CUTTERS
TOOLS WITH BORE & KNIVES
ROUTER BITS & SETS
CNC ROUTER CUTTER & CHUCKS
INDUSTRIAL DOWEL DRILLS
BITS FOR HAND POWER TOOLS
HOLE SAW BLADE
POWER TOOLS & ACCESSORIES
DISPLAY CABINETS & SPARE PARTS

Solid Surface Cut & Plug Repair Set

9/881.541

HW α Z2 Z3 RH

Special carbide-tipped bits for use on solid surface and repairing your ruined surfaces. To repair, create the plug with the plug cutter first, then use the other bit to easily make the hole. Your surfaces will look like new. To be used on hand-held routers or CNC machines.



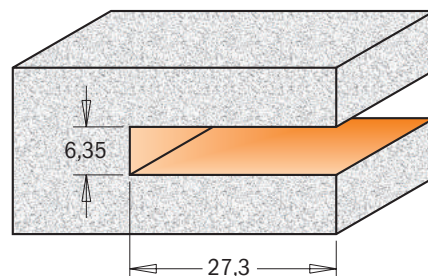
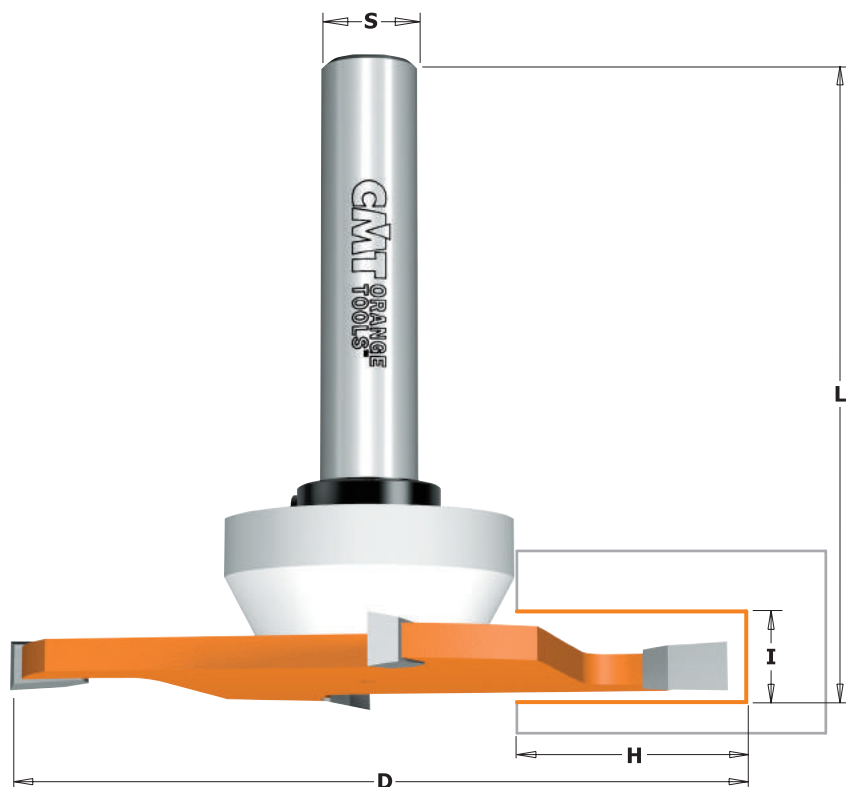
D ₁ mm	D ₂ mm	I mm	A	L mm	ORDER NO. S=∅12mm	ORDER NO. S=∅12,7mm
47,6	63,5	20	15°	68,5-74	981.541.11	881.541.11

4-Wing Cut Out Slot Cutters for Solid Surfaces

8/922.033B

HW Z4 RH

Tools featuring specially formulated carbide-tipped cutting edges for cutting your solid surface undermount bowls. For use on hand-held portable routers. Bits feature a non-marring Delrin® bearing to protect your surfaces.



Drawing is 1:1 scale

D mm	I mm	H mm	L mm	ORDER NO. S=∅12mm	ORDER NO. S=∅12,7mm
92	6,35	27,3	82,5	922.033.11B	822.033.11B

Spare parts



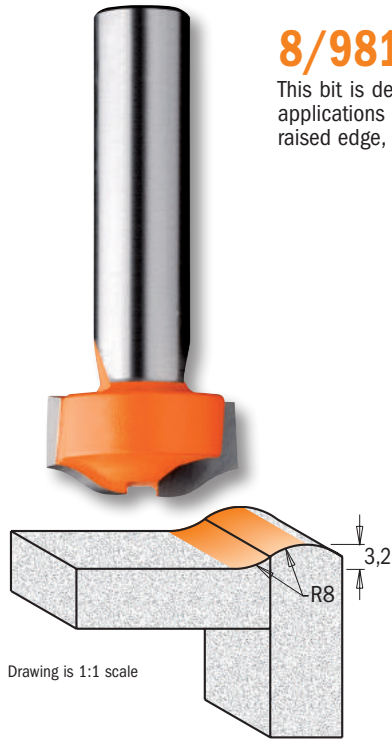
541.553.00 791.047.00 541.002.00 991.056.00

Solid Surface No-Drip Bit

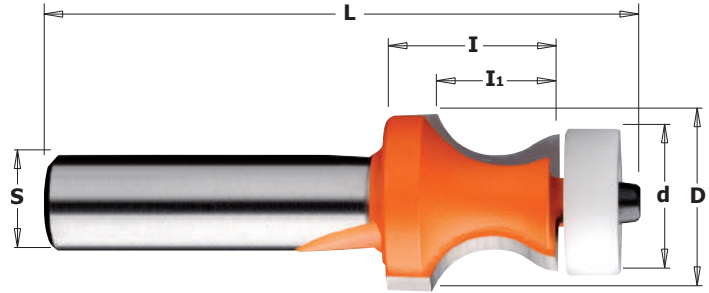


8/981.501

This bit is designed to create "no-drip" edges on kitchen and vanity countertops. Designed for hand-held portable routers on applications where a guide bearing cannot be used. This one bit will cut both the outer and inner profiles creating a slightly raised edge, controlling spilled liquids.

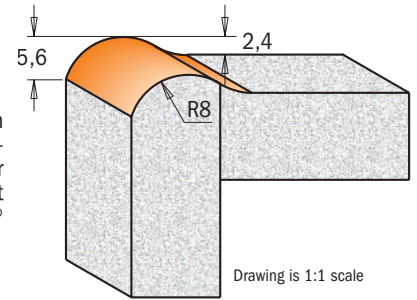


Drawing is 1:1 scale



8/980.531

This bit is designed to create "no-drip" edges on kitchen and vanity countertops in a single pass. For use on hand-held portable routers. This one bit will cut both the outer and inner profiles creating a slightly raised edge that controls spilled liquids. Features a non-marring Delrin® bearing to protect the finished edges.



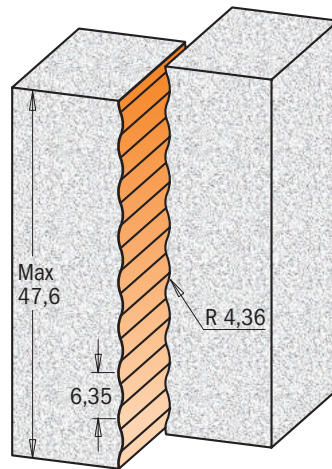

Drawing is 1:1 scale

D mm	d mm	I mm	I ₁ mm	R mm	L mm	ORDER NO. S=∅12mm	ORDER NO. S=∅12,7mm	Spare parts		
25,4		12,7	3,2	8	63,5	981.501.11	881.501.11			
25,4	19	22,2	15,87	8	77	980.531.11	880.531.11	791.046.00	990.058.00	991.057.00

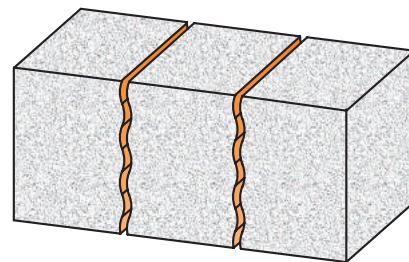
Solid Surface Wavy Joint Bit

8/981.531

These bits are ideal for making strong joints on any solid surface, thanks to a wider area for glue.



Drawings are 1:1 scale

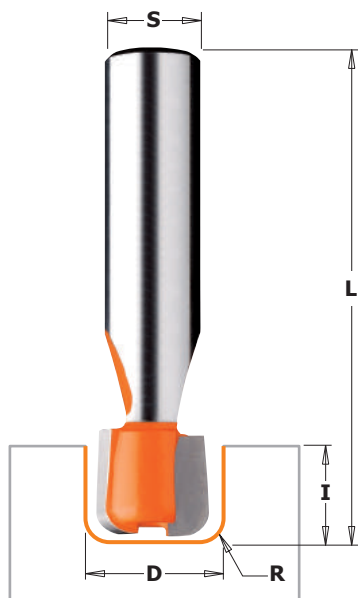


D mm	I mm	R mm	L mm	ORDER NO. S=∅12mm	ORDER NO. S=∅12,7mm
15,87	51,5	4,36	89	981.531.11	881.531.11

SAW BLADES
 JIG
 SAW BLADES
 SABRE
 SAW BLADES
 TOOLS FOR
 MULTI-CUTTERS
 TOOLS WITH BORE
 & KNIVES
 ROUTER BITS
 & SETS
 CNC ROUTER
 CUTTER & CHUCKS
 INDUSTRIAL
 DOWEL DRILLS
 BITS FOR HAND
 POWER TOOLS
 HOLE
 SAW BLADE
 POWER TOOLS
 & ACCESSORIES
 DISPLAY CABINETS
 & SPARE PARTS

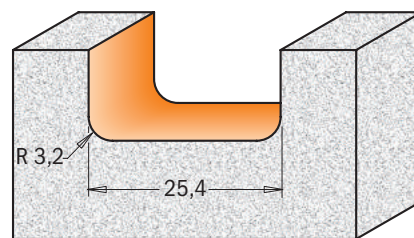
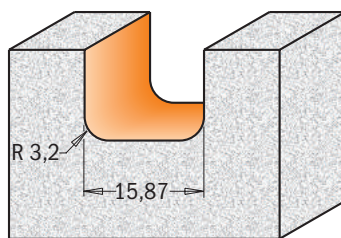
SAW BLADES
JIG SAW BLADES
SABRE SAW BLADES
TOOLS FOR MULTI-CUTTERS
TOOLS WITH BORE & KNIVES
ROUTER BITS & SETS
CNC ROUTER CUTTER & CHUCKS
INDUSTRIAL DOWEL DRILLS
BITS FOR HAND POWER TOOLS
HOLE SAW BLADE
POWER TOOLS & ACCESSORIES
DISPLAY CABINETS & SPARE PARTS

Solid Surface Drainboard Bits



8/981.511-512


This bit is ideal for creating custom drainboard patterns in solid surface countertops. For use on hand-held portable routers.



Drawings are 1:1 scale

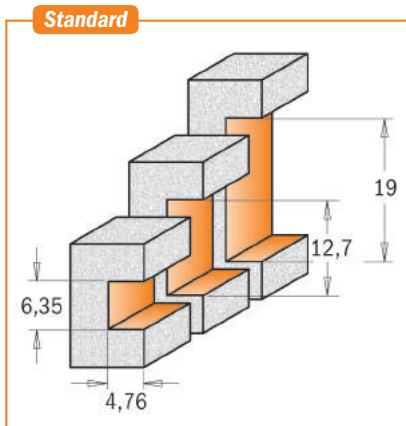
D mm	I mm	R mm	L mm	ORDER NO. S=Ø12mm	ORDER NO. S=Ø12,7mm
15,87	12,7	3,2	63,5	981.511.11	881.511.11
25,4	12,7	3,2	69,8	981.512.11	881.512.11

Solid Surface - Inlay Bits

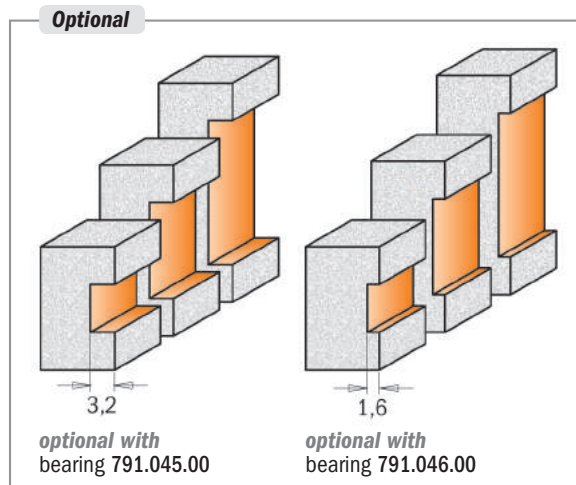


8/980.511-512-513

Add a decorative wood, plastic or metal inlay to solid surface countertops. Equipped with a non-marring Delrin® bearing to protect the finished edges. For use on hand-held portable routers.



Drawings are 1:1 scale




D mm	I mm	H mm	L mm	ORDER NO. S=Ø12mm	ORDER NO. S=Ø12,7mm	Spare parts		
22,2	6,35	4,76	77	980.511.11	880.511.11			
22,2	12,7	4,76	90	980.512.11	880.512.11	791.044.00	990.058.00	991.057.00
22,2	19,05	4,76	90	980.513.11	880.513.11	791.044.00	990.058.00	991.057.00

Solid Surface Sink & Trim Bits with Delrin® Bearing

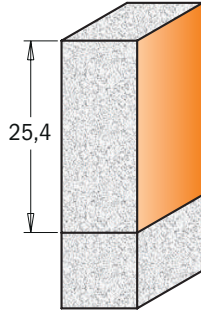
new

CMT ORANGE TOOLS™



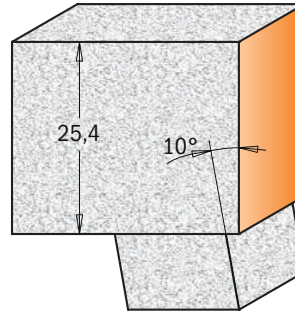
8/980.57

Trim a sink cutout flush with the bowl in stages using these “over-hang” and flush trim bits in tandem. These “over-hang” bits are equipped with Delrin® bearings that are tapered to match the slope of the bowl’s side. A first pass with the appropriate overhang bit cleans the cutout edge, leaving a very slight overhang at the underside of the counter. A pass with the flush-trim bit completes the operation. Equipped with special super micrograin carbide for longer life.



880.571.11
980.571.11

Drawings are 1:1 scale



880.572.11
980.572.11



D	I	A	L	ORDER NO.	ORDER NO.	Spare parts		
mm	mm		mm	S=Ø12mm	S=Ø12,7mm			
19,05	25,4		78	980.571.11	880.571.11	791.046.00	990.058.00	991.057.00
22	25,4	10°	78	980.572.11	880.572.11	791.048.00	990.058.00	991.057.00

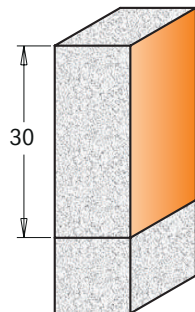
Solid Surface Sink & Trim Bits with Insert Knives & Delrin® Bearing

new



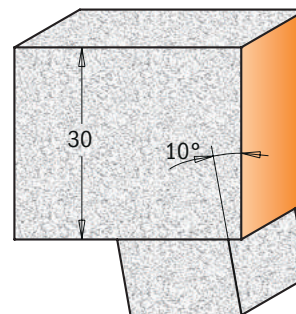
8/980.56

Trim a sink cutout flush with the bowl in stages using these “over-hang” and flush trim bits in tandem. These “over-hang” bits are equipped with Delrin® bearings that are tapered to match the slope of the bowl’s side. A first pass with the appropriate overhang bit cleans the cutout edge, leaving a very slight overhang at the underside of the counter. A pass with the flush-trim bit completes the operation. Equipped with special super micrograin carbide insert knives for longer life. The blades are 2 sided sharpened and can give extra new edges.



880.561.11
980.561.11

Drawings are 1:1 scale



880.562.11
980.562.11



D	I	A	L	ORDER NO.	ORDER NO.	Spare parts					
mm	mm		mm	S=Ø12mm	S=Ø12,7mm						
19,05	30		83	980.561.11	880.561.11	790.300.03	990.075.00	991.061.00	791.046.00	990.058.00	991.057.00
22	30	10°	83	980.562.11	880.562.11	790.300.03	990.075.00	991.061.00	791.048.00	990.058.00	991.057.00

SAW BLADES
JIG SAW BLADES
SAW BLADES
TOOLS FOR MULTI-CUTTERS
TOOLS WITH BORE & KNIVES
ROUTER BITS & SETS
CNC ROUTER CUTTER & CHUCKS
INDUSTRIAL DOWEL DRILLS
BITS FOR HAND POWER TOOLS
HOLE SAW BLADE
POWER TOOLS & ACCESSORIES
DISPLAY CABINETS & SPARE PARTS

SAW BLADES
 JIG SAW BLADES
 SABRE SAW BLADES
 TOOLS FOR MULTI-CUTTERS
 TOOLS WITH BORE & KNIVES
 ROUTER BITS & SETS
 CNC ROUTER CUTTER & CHUCKS
 INDUSTRIAL DOWEL DRILLS
 BITS FOR HAND POWER TOOLS
 HOLE SAW BLADE
 POWER TOOLS & ACCESSORIES
 DISPLAY CABINETS & SPARE PARTS

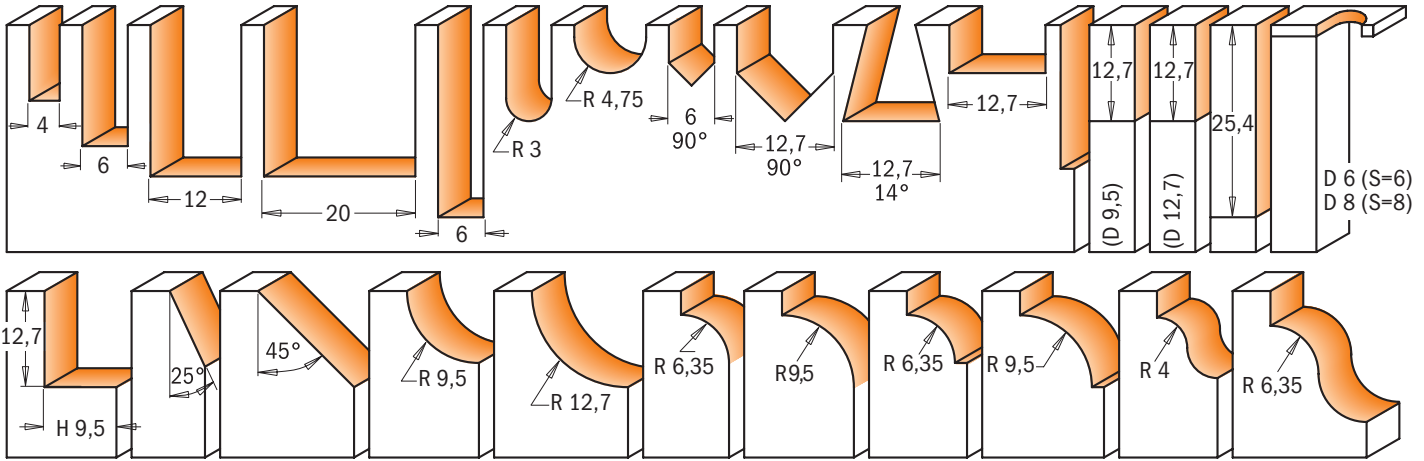
Router Bit Sets



7/900.003




Find a whole workshop in practical 26 piece router bit sets! With a wide selection of the most in demand tools, these sets include straight bits, flush trim bits, dovetail bits, cove bits, ogee bits and many more. You will have an endless choice to express your creativity! Ideal for master craftsmen, these sets are available from 6mm to 8mm shank diametres. See chart below for details.



Drawings are 1:1 scale

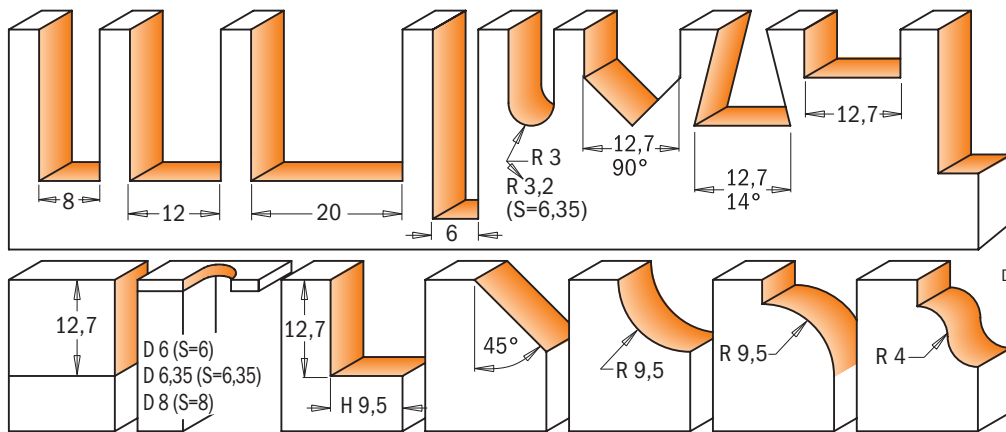
DESCRIPTION	ORDER NO. S=Ø6mm	ORDER NO. S=Ø8mm
26-Piece Router Bit Sets	700.003.00	900.003.00



7/8/900.001



CMT's router bit sets are the perfect companions for the professional craftsman. These sets offer a selection of organized and ready-to-use straight and profile bits; added value for any woodworker! Each bit is made of Fatigue Proof® steel, micrograin carbide and is coated with orange non-stick PTFE. The bits can be safely stored in their hardwood snap lock cases.



Drawings are 1:1 scale

DESCRIPTION	ORDER NO. S=Ø6mm	ORDER NO. S=Ø6,35mm	ORDER NO. S=Ø8mm
15-Piece Router Bit Sets	700.001.00	800.001.00	900.001.00

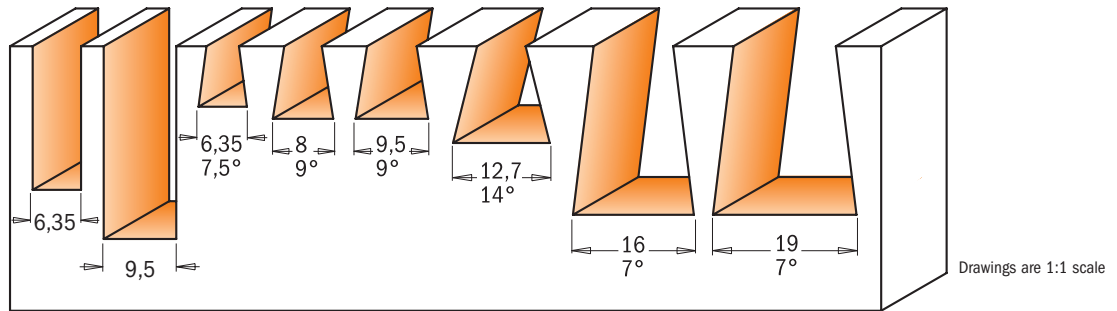
8-Piece Dovetail & Straight Bit Sets



800.500/501



Perfect for the craftsman with a creative flair, these sets contain the most frequently used bits for boxes, creative joinery and a wide range of other projects. Safely packaged in a hardwood box to have the bits within reach. The bits suit most popular jigs.
IDEAL FOR INCRA & JOINTECH JIGS.



DESCRIPTION	ORDER NO. S=Ø6,35mm	ORDER NO. S=Ø12,7mm
8-Piece Dovetail & Straight Bit Sets	800.500.11	800.501.11

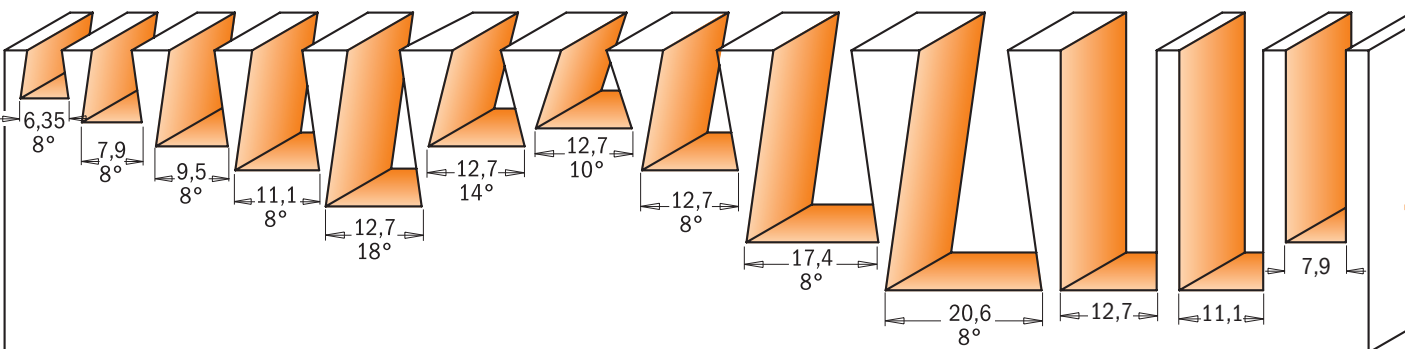
13-Piece Dovetail & Straight Bit Sets



800.519



Perfect for the craftsman with a creative flair, these sets contain the most frequently used bits for making boxes, creative joinery and a wide range of other projects. Safely packaged in a hardwood box to have the bits within reach. The bits suit most popular jigs.
IDEAL FOR D4 LEIGH JIGS.



DESCRIPTION	ORDER NO. S=Ø6,35-12,7mm
13-Piece Dovetail & Straight Bit Sets	800.519.11

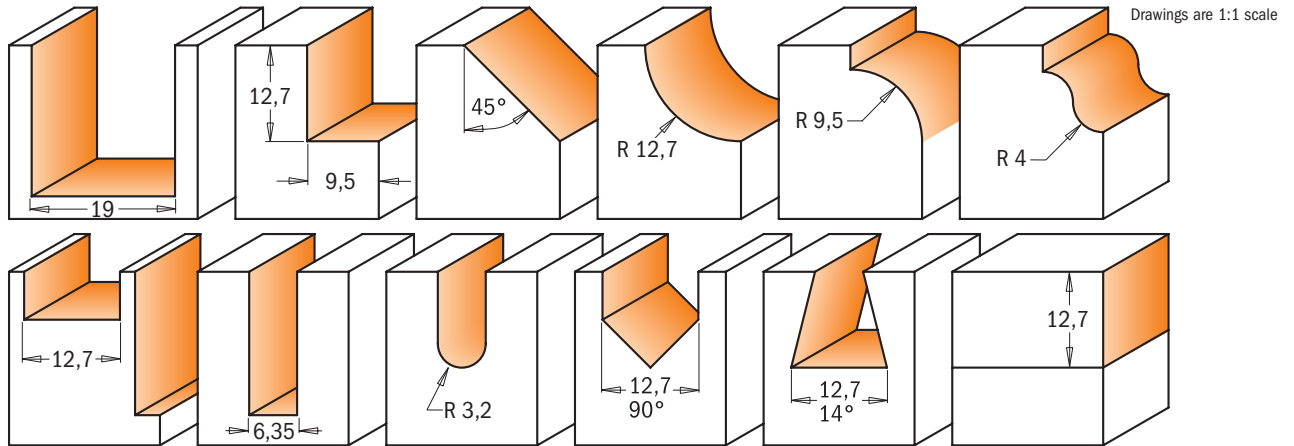
12-Piece Router Bit Set with Wooden Case



800.503



Containing 12 of CMT's most frequently used 6,35mm shank router bits featuring the finest steel and carbide, plus CMT's baked-on orange PTFE non-stick coating, this compact Italian hardwood case is beautiful and convenient for your woodworking needs. You will always have exactly what you need within reach.



DESCRIPTION

12-Piece Router Bit Set with Wooden Case

ORDER NO.
S=Ø6,35mm
800.503.11

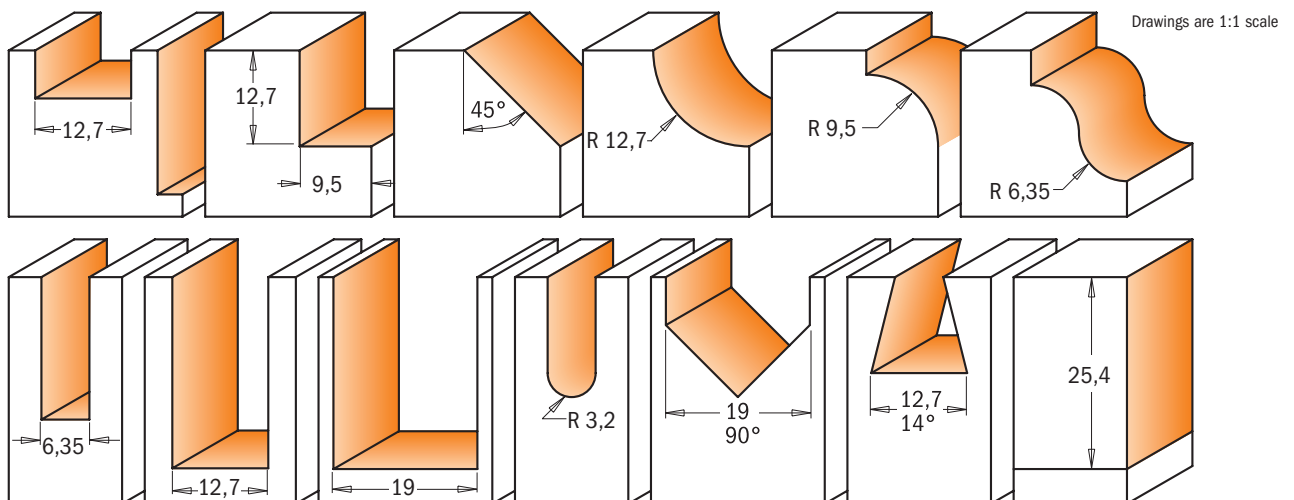
13-Piece Router Bit Set with Wooden Case



800.505



Containing 13 of CMT's most frequently used 12,7mm shank router bits featuring the finest steel and carbide, plus CMT's baked-on orange PTFE non-stick coating. The compact Italian hardwood case is beautiful and convenient for your woodworking needs. You will always have exactly what you need within reach.



DESCRIPTION

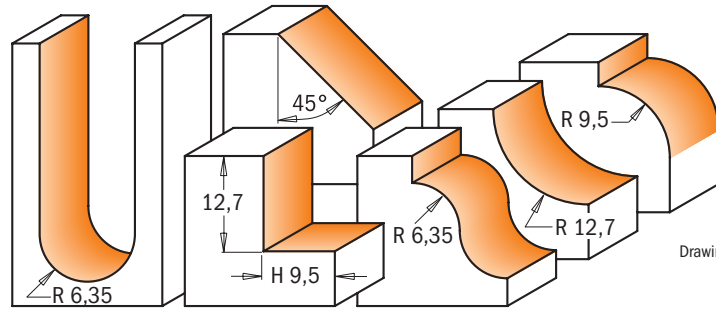
13-Piece Router Bit Set with Wooden Case

ORDER NO.
S=Ø12,7mm
800.505.11

6-Piece Profile Bit Set with Wooden Case



800.504



Drawings are 1:1 scale

Containing 6 of CMT's most frequently used 12,7mm shank router bits, this compact Italian hardwood case is beautiful and convenient for your woodworking needs. All the bits contained feature the finest steel and carbide, plus CMT's baked-on orange PTFE non-stick coating.

DESCRIPTION	ORDER NO.
6-Piece Profile Bit Set with Wooden Case	S=Ø12,7mm 800.504.11

Entry & Interior Door Router Bit Set

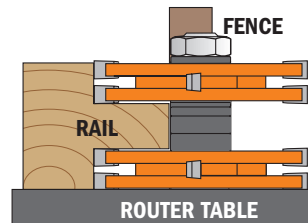


8/900.527

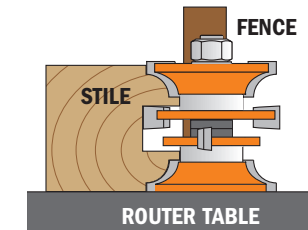


This CMT three-piece router bit set simplifies door construction, making it easy as 1-2-3! In fact this is a multifunctional set for door and furniture makers, building entry or passage doors and any furniture tenons. The included tenon cutter produces a beefy 27mm long tenon. Coupled with the cope cutter, you can produce long and strong tenons with minimum setup. As an extra bonus, the tenon cutter can be used for furniture making requiring any tenon from 4,7mm to 16mm thick.

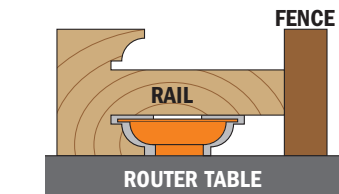
Entry & interior door construction Easy as 1, 2, 3!



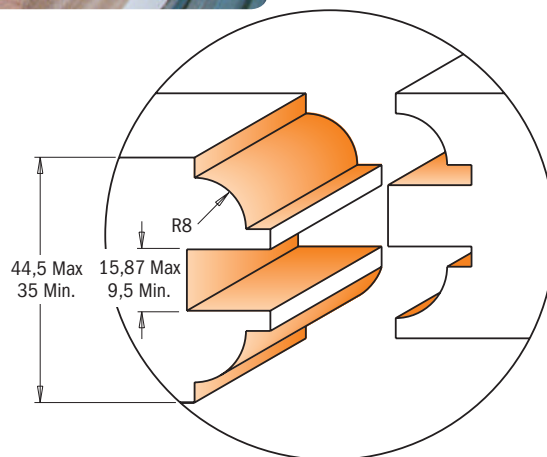

Step 1. Cut the tenon into the rails



Step 2. Cut the groove and door profile in pieces.



Step 3. Undercut the tenons to cope the ends of the rails.



DESCRIPTION	ORDER NO.	ORDER NO.
3-Piece Entry & Interior Door Router Bit Set	S=Ø12mm 900.527.11	S=Ø12,7mm 800.527.11

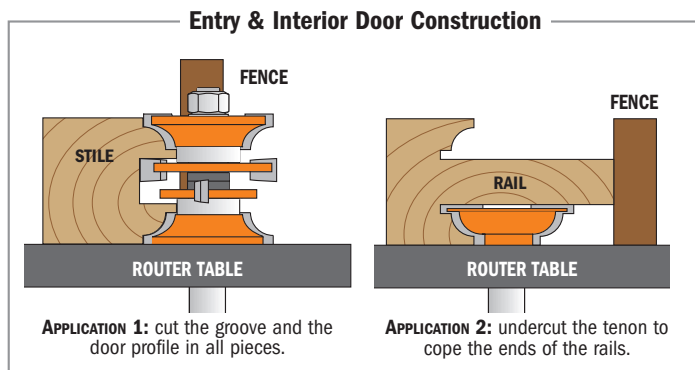
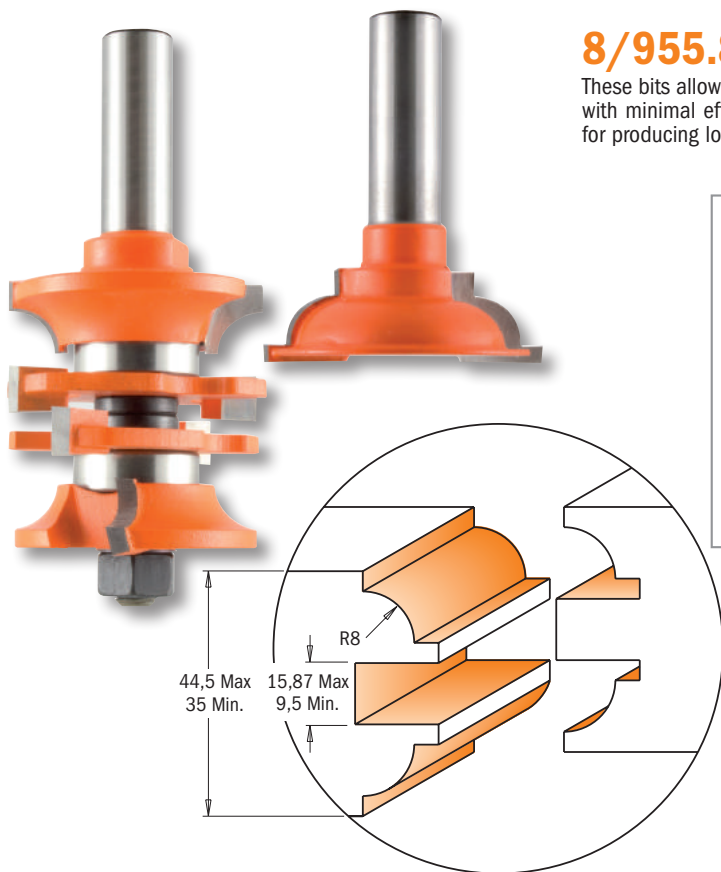
SAW BLADES
JIG SAW BLADES
SABRE SAW BLADES
TOOLS FOR MULTI-CUTTERS
TOOLS WITH BORE & KNIVES
ROUTER BITS & SETS
CNC ROUTER CUTTER & CHUCKS
INDUSTRIAL DOWEL DRILLS
BITS FOR HAND POWER TOOLS
HOLE SAW BLADE
POWER TOOLS & ACCESSORIES
DISPLAY CABINETS & SPARE PARTS

2-Piece Entry Door Router Bit Set



8/955.806

These bits allow you to create tongue-and-groove joints and produce entry and passage doors with minimal effort. The bit on the left, when used in pair with the bit 800.628.11, is great for producing long and beefy tenons, whereas the other tool makes the decorating profile.



D mm	I mm	ORDER NO. S=Ø12mm	ORDER NO. S=Ø12,7mm	Spare parts							
44,5-48	35-44,5	955.806.11	855.806.11	8-22mm	up	down		0,1mm	0,3mm	3mm	
				791.005.00	822.021.11A	822.021.11B	822.022.11	541.515.00	541.516.00	541.500.00	990.020.00


Tenon Cutting Router Bits

8/900.628

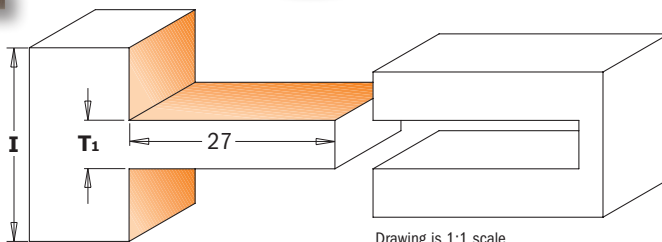
8/900.627



If you've struggled cutting fitting tenons, here's the perfect solution for you. CMT's tenon cutting router bit will produce perfectly fitting tenons in every board you cut, even if the boards vary slightly in thickness. Simply set the distance between the cutters using the included spacers, and you can easily cut tenons from 4,76mm (3/16") to 9,5mm (3/8") thick, up to 27mm (1-1/16") long. This simple-to-use router bit takes the mystery out of achieving the excellent tenon-to-mortise fit required for high quality joinery.



Maximum speed
MAX RPM 12.000



8-900.627

T ₁	Spacers (mm)		
	6,35mm	3,2mm	1,6mm
4,76mm	1	0	0
6,35mm	1	0	1
8mm	1	1	0
9,5mm	1	1	1

D mm	I mm	T ₁ mm	ORDER NO. S=Ø12mm	ORDER NO. S=Ø12,7mm	Spare parts							
75	34,9	4,76-9,5	900.627.11									
75	34,9	4,76-9,5		800.627.11	924.134.00	822.020.11	541.513.00	541.520.00	541.521.00	541.522.00	541.523.00	990.022.00
75	44,5	9,5-15,8	900.628.11		824.134.00	822.020.11	541.513.00	541.520.00	541.521.00	541.522.00	541.523.00	990.022.00
75	44,5	9,5-15,8		800.628.11	924.135.00	822.020.11	541.513.00	541.520.00	541.521.00	541.522.00	541.523.00	990.022.00



8/923.001



Create slots, grooves and rabbets on all materials using the CMT slot cutter sets. Ideal for biscuit and tongue and groove joints. **These sets include 4 different bearings to allow a cutting depth of 7,95mm, 9,5mm, 12,8mm and 14,3mm.** Please refer to the chart below for applications and the correct cutter combinations.

SAFETY TIPS: never use the slot cutter sets without shims between cutters, whose distance can vary from 1mm to 1,7mm. Shims can also be positioned between the ball bearings and the cutters.

Assembly Illustration

Part No.	Shim Size (S)
924.081.10	8mm
824.121.10	12,7mm
924.082.10	8mm
824.122.10	12,7mm
924.080.10	8mm
824.127.10	12,7mm
924.083.10	8mm
824.128.10	12,7mm

Dimension: 47,6

Dimension: H

Spare parts		
H mm	ORDER NO.	
14,3	8-19	791.033.00
12,7	8-22	791.005.00
9,5	8-28,5	791.030.00
8	8-31,5	791.033.00

DESCRIPTION	ORDER NO. S=Ø8mm	Spare parts								
		2mm	3mm	4mm	5mm	6mm				
Set	923.001.11	822.320.11	823.330.11	823.340.11	823.350.11	822.360.11	924.081.10	924.082.10	924.080.10	924.083.10

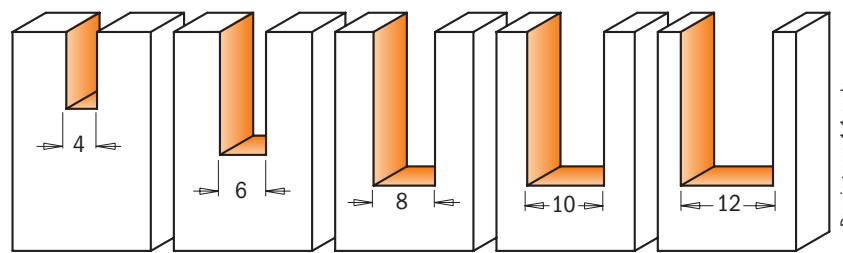
DESCRIPTION	ORDER NO. S=Ø12,7mm	Spare parts								
		1,6mm	3,2mm	4mm	4,8mm	6,4mm				
Set	823.001.11	822.316.11	823.332.11	823.340.11	822.348.11	822.364.11	824.121.10	824.122.10	824.127.10	824.128.10

5-Piece Straight Bit Set & Profile Bit Set

Our beautiful sets are the perfect companion for the professional craftsman. We offer three 5-piece sets with a selection of straight bits and the most popular profile router bits. These tools feature Fatigue Proof® steel, micrograin carbide and orange PTFE non-stick coating. Safely stored in a solid plastic box to fit in your display cabinet.

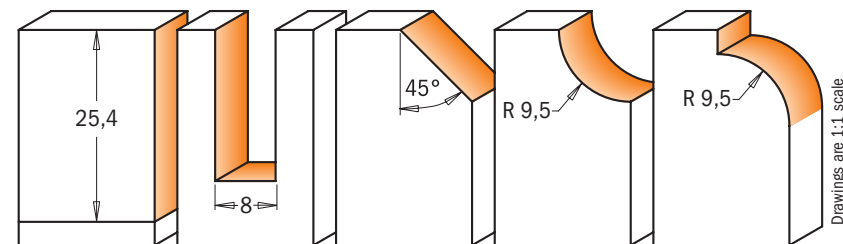


8/900.005.01



DESCRIPTION	ORDER NO. S=Ø6,35mm	ORDER NO. S=Ø8mm
5-Piece Straight Bit Set	800.005.01	900.005.01

7/900.005.03



DESCRIPTION	ORDER NO. S=Ø6mm	ORDER NO. S=Ø8mm
5-Piece Profile Bit Set	700.005.03	900.005.03

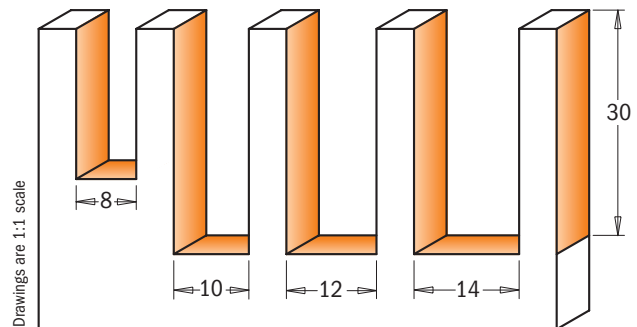
SAW BLADES
JIG SAW BLADES
SAW BLADES
SAW BLADES
TOOLS FOR MULTI-CUTTERS
TOOLS WITH BORE & KNIVES
ROUTER BITS & SETS
CNC ROUTER CUTTER & CHUCKS
INDUSTRIAL DOWEL DRILLS
BITS FOR HAND POWER TOOLS
HOLE SAW BLADE
POWER TOOLS & ACCESSORIES
DISPLAY CABINETS & SPARE PARTS

Router Bit Set with Insert Knives



600.005.01 INSERT CARBIDE Z1 Z2 RH 2X LONGER LIFE

This set is the perfect companion for the professional craftsman. We offer the 5 most popular bits with knives and all necessary spare knives and Torx keys. They are perfect for working on all materials such as solid wood, wood composites, plastic and laminated materials. For use with a hand held or CNC router.

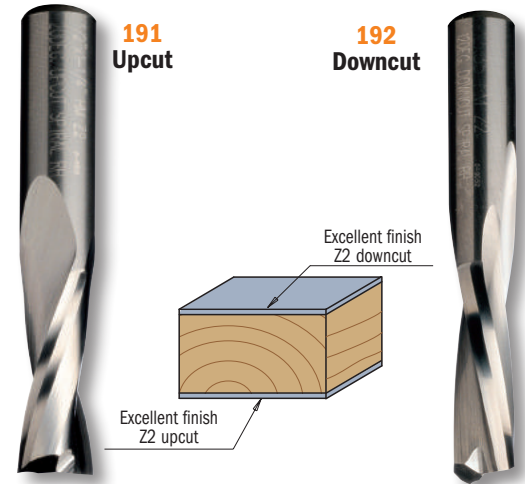


10 spare knives and 2 torx keys included

DESCRIPTION	ORDER NO.
Router Bit Set with Insert Knives	600.005.01

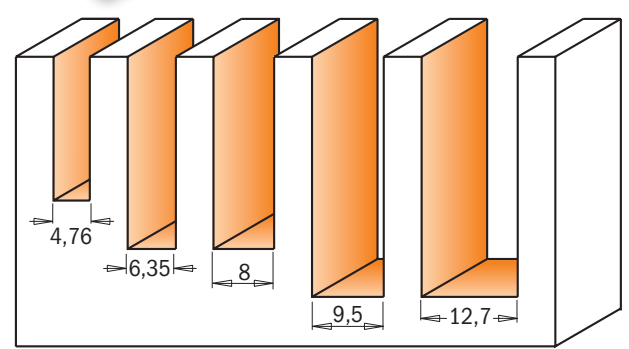
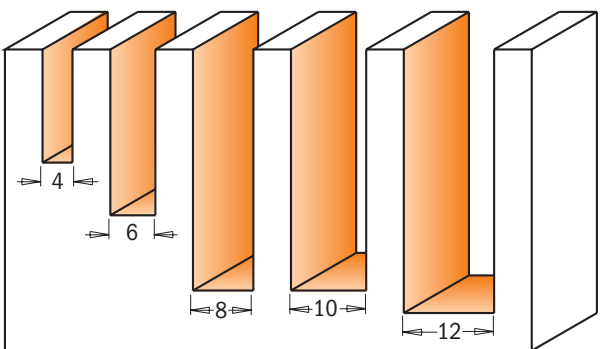
Set contains	D mm	I mm	Spare knives	ORDER NO. S=Ø8mm
Straight Router Bit with Knife	8	20	790.200.01 - 20 x 4,1 x 1,1mm	651.080.11
Straight Router Bit with Knife	10	30	790.300.01 - 30 x 5,5 x 1,1mm	651.100.11
Straight Router Bit with Knife	12	30	790.300.01 - 30 x 5,5 x 1,1mm	651.120.11
Straight Router Bit with Knife	14	30	790.300.01 - 30 x 5,5 x 1,1mm	651.140.11
Flush Trim Bit with Knife	19	30	790.300.00 - 30 x 12 x 1,5mm 791.007.00	657.191.11

5-Piece Spiral Bit Sets



191/192 HWM Z2 RH

CMT is proud to offer you these new sets of high quality solid tungsten carbide upcut and downcut spiral bits in the most popular diametres. The new formulated super micrograin composition guarantees extremely sharp long-lasting cutting edges, whereas the spiral layout allows for a more efficient chip ejection. In addition, these bits stay cooler during work and are suitable for CMT's new precision machines. Recommended for use on soft and hardwood, plywood, laminates, MDF and plastic materials. To be used on handheld routers and CNC machines.



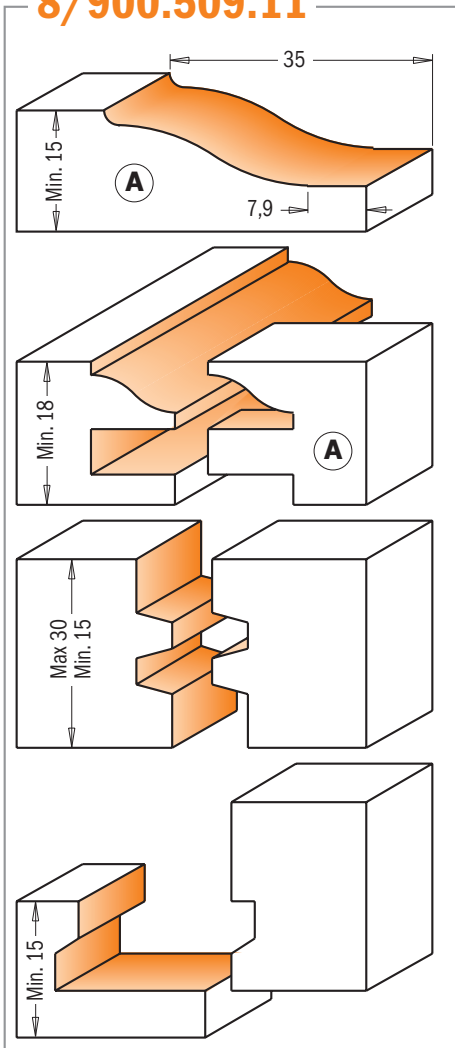
DESCRIPTION	ORDER NO. S=Ø8mm	ORDER NO. S=Ø6,35-12,7mm
5-Piece upcut spiral bit sets (Ø4 - 6 - 8 - 10 - 12mm)	191.000.01	
5-Piece Downcut Spiral Bit Sets (Ø4 - 6 - 8 - 10 - 12mm)	192.000.01	
5-Piece upcut spiral bit sets (Ø4,76 - 6,35 - 8 - 9,5 - 12,7mm)		191.000.02
5-Piece Downcut Spiral Bit Sets (Ø4,76 - 6,35 - 8 - 9,5 - 12,7mm)		192.000.02



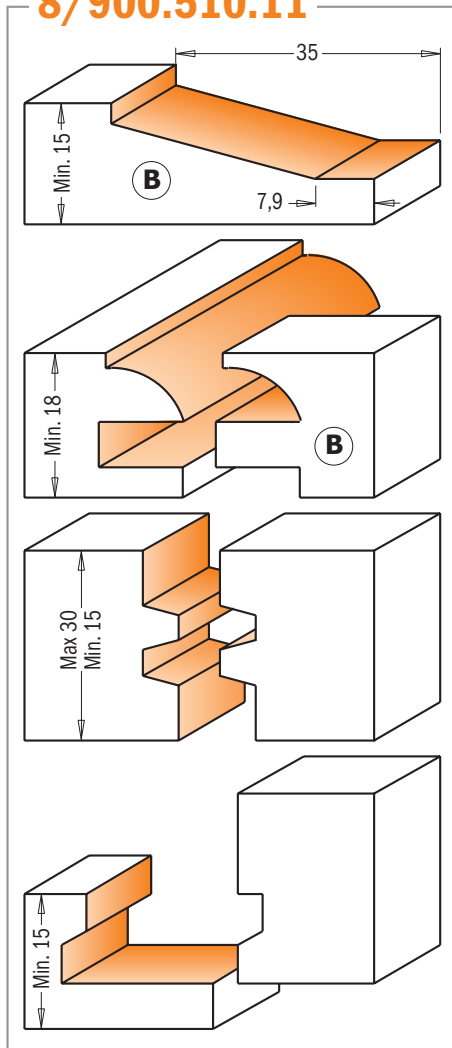
These CMT's sets aren't only a random selection of odds and ends packaged in a nice elegant box, but they are also professional kits for drawer and door makers. 3 sets to choose from, 5 different bits to suit your needs: a raised panel bit, rail and stile bits, a glue joint and a drawer lock bit. Please refer to the illustrations below for complete profile options.

Drawings are 1:1 scale

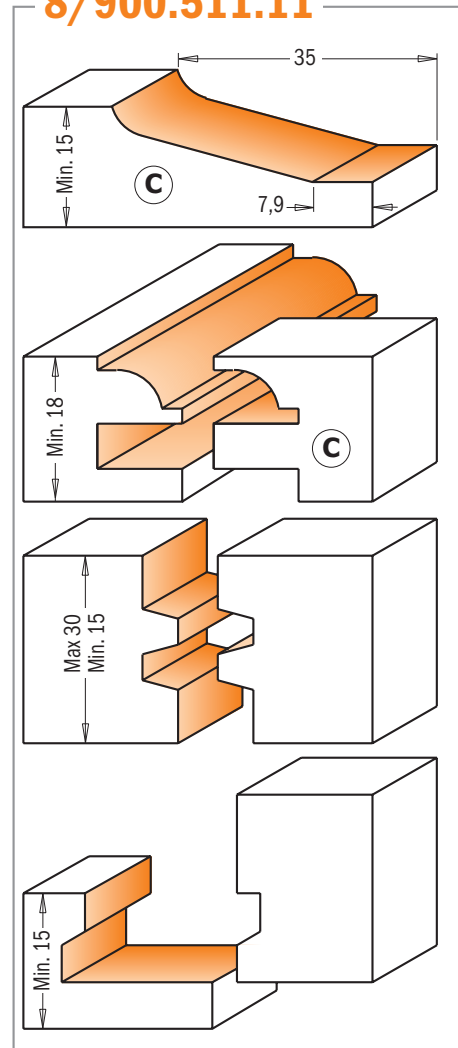
8/900.509.11



8/900.510.11



8/900.511.11



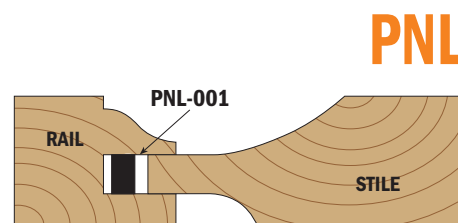
DESCRIPTION

	ORDER NO. S=Ø12mm	ORDER NO. S=Ø12,7mm
CMT's Complete Kitchen Set - Profile A (5 HW pcs.)	900.509.11	800.509.11
CMT's Complete Kitchen Set - Profile B (5 HW pcs.)	900.510.11	800.510.11
CMT's Complete Kitchen Set - Profile C (5 HW pcs.)	900.511.11	800.511.11

Panalign Strips

Beautiful panel doors can be ruined by a poorly-aligned panel. Next time, slip panalign strips into the rails to keep panels perfectly centred while allowing for expansion. Unlike carpet foam, which eventually loses elasticity and ceases to work, the rubber in panalign strips is specially designed to spring back indefinitely. The rectangular shape makes the strips easy to handle. Typical doors require 4 to 8 strips each.

DESCRIPTION	DIMENSION mm	Q.TY	ORDER NO.
Panalign Strips	27x7x7mm	200	PNL-001

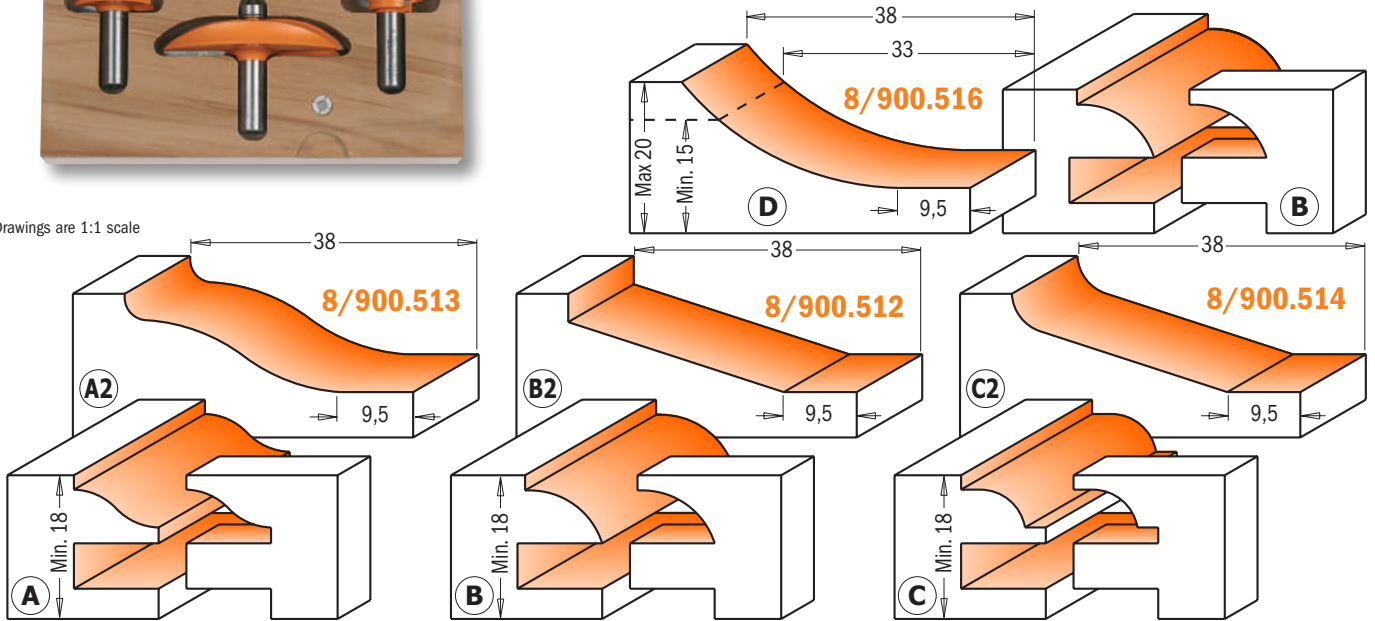


Kitchen Sets



Our 3 piece kitchen set includes a couple of rail and stile bits and a raised panel bit. Choose among 4 possible profiles to make panel doors easily economically. Each bit is made from bar stock steel and the highest quality tungsten carbide, along with the trademark orange non-stick PTFE coating. Also, they all come with their protective hardwood case: perfect for keeping your bits safe, organized and within reach.

Drawings are 1:1 scale

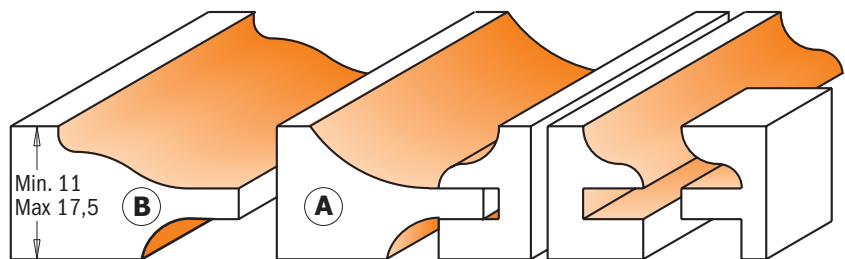


DESCRIPTION	ORDER NO. S=Ø12mm	ORDER NO. S=Ø12,7mm
Kitchen Set - Profile A+A ₂	900.513.11	800.513.11
Kitchen Set - Profile B+B ₂	900.512.11	800.512.11
Kitchen Set - Profile C+C ₂	900.514.11	800.514.11
Kitchen Set - Profile D+B	900.516.11	800.516.11

The Raised Panel Sets with Backcutter



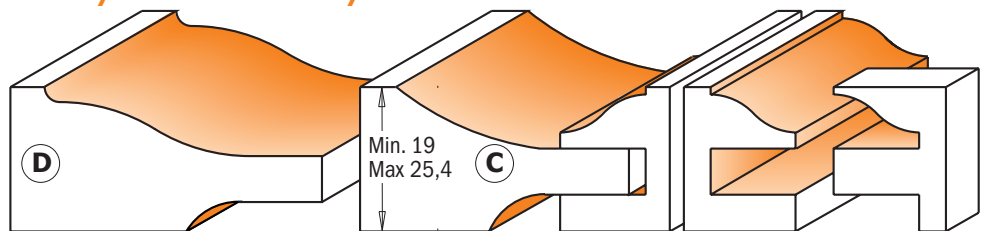
8/900.518 - 8/900.522



8/900.517 - 8/900.521

Drawings are 1:1 scale

CMT's junior raised panel sets add intricate detail on a whole new scale! You will make frame and panel details as small as 70mm square in material as thin as 11mm. Delicate panel doors are only the beginning - use these bits with templates to add interesting arches to your work. The sets include a choice of a cove or an ogee raised panel bit and an ogee rail & stile pair. Packaged in beautiful hardwood cases.



DESCRIPTION	ORDER NO. S=Ø12mm	ORDER NO. S=Ø12,7mm
Junior Raised Panel Sets - Profile A (3 HW pcs.) Ø63,5mm.	900.518.11	800.518.11
Junior Raised Panel Sets - Profile B (3 HW pcs.) Ø63,5mm.	900.522.11	800.522.11
Raised Panel Sets - Profile C (3 HW pcs.) Ø89mm.	900.517.11	800.517.11
Raised Panel Sets - Profile D (3 HW pcs.) Ø89mm.	900.521.11	800.521.11

The Cabinetmaking Sets



US PATENT NO. 7,703,605 AND OTHER FOREIGN PATENTS



Available with raised panel bits in two different profiles, these sets feature six router bits for making arched raised panel doors and professional drawer fronts. These sets include:

OGEE RAIL & STILE BITS: these two perfectly matched tools will eliminate the frustration of setting up reversible cutters. The stile bits also feature shear angles for neater cuts.

RAISED PANEL BIT WITH BACKCUTTER: this 88,9mm diameter bit features a backcutter for milling both the front and the back on the panel in a single cut. We recommend using a 31mm diameter bearing to work safely in two shallow passes.

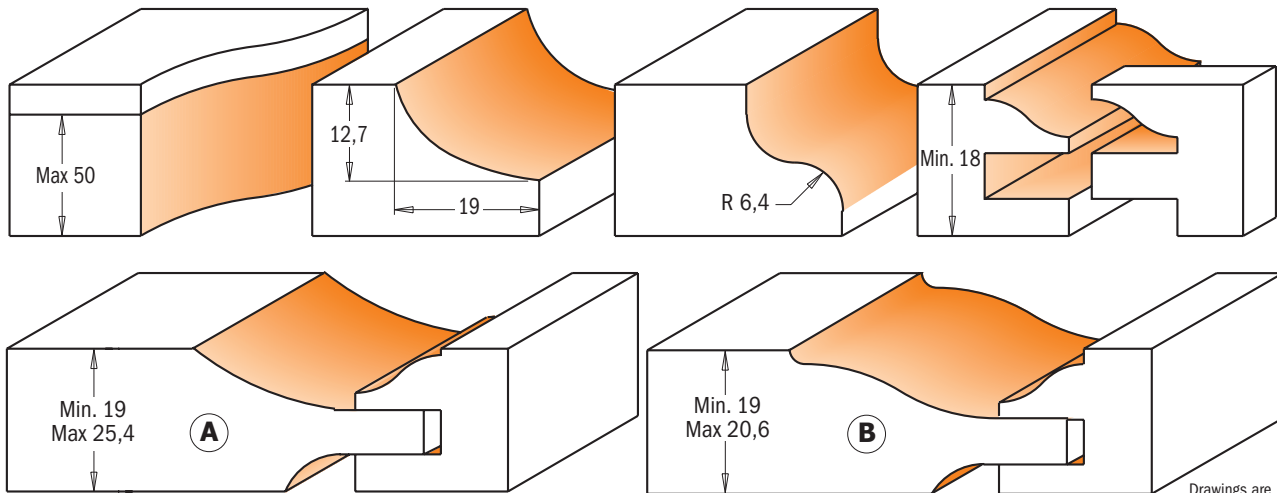
SUPER-DUTY FLUSH TRIM BIT: this 19mm diameter bit gives you a superior cut with minimal chipping, even on end grain.

OGEE DOOR EDGE BIT: a subtle cove followed by a subtle roundover adds an elegant touch to your door edge.

DRAWER FRONT BIT: this bit makes a mini-raised panel cut on the outside edges of your drawer fronts.



800.515 - 800.520



DESCRIPTION	ORDER NO.
The Cabinetmaking Sets - Profile A (6 HW pcs.)	S=Ø12,7mm 800.515.11
The Cabinetmaking Sets - Profile B (6 HW pcs.)	800.520.11

Small Arch Door Sets

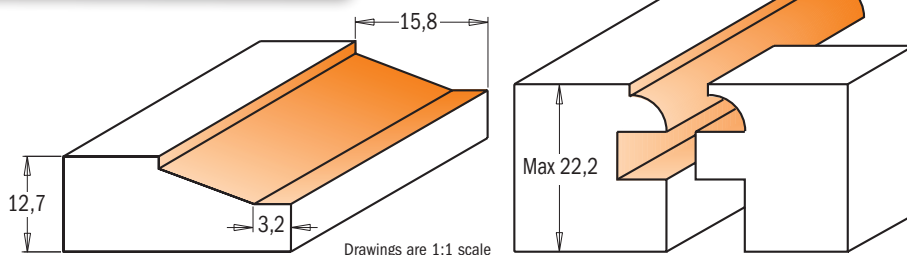
US PATENT NO. 7,703,605 AND OTHER FOREIGN PATENTS

800.524 - 900.024



These 3-piece sets will produce beautifully raised panel doors with a classic bevelled profile. Designed for use in fine furniture making, these sets include two matched cope and stick bits to produce frames from 15,87mm to 19mm in thickness. The stick bit shapes a decorative 4,76mm thumbnail moulding along the edge of the frame.

The panel bit is designed for 12,7mm thick material. All bits are equipped with guide bearings for shaping curved work such as the small arched panel doors seen on secretaries and corner cabinetry. These sets also produce panels for small chests, lids for small boxes, or drawer fronts. Instructions included.




DESCRIPTION	ORDER NO.	ORDER NO.
Small Arch Door Sets (3 HW pcs.)	S=Ø8mm 900.024.11	S=Ø12,7mm 800.524.11

SAW BLADES
JIG SAW BLADES
SAW BLADES
TOOLS FOR MULTI-CUTTERS
TOOLS WITH BORE & KNIVES
ROUTER BITS & SETS
CNC ROUTER CUTTER & CHUCKS
INDUSTRIAL DOWEL DRILLS
BITS FOR HAND POWER TOOLS
HOLE SAW BLADE
POWER TOOLS & ACCESSORIES
DISPLAY CABINETS & SPARE PARTS

SAW BLADES
JIG SAW BLADES
SABRE SAW BLADES
TOOLS FOR MULTI-CUTTERS
TOOLS WITH BORE & KNIVES
ROUTER BITS & SETS
CNC ROUTER CUTTER & CHUCKS
INDUSTRIAL DOWEL DRILLS
BITS FOR HAND POWER TOOLS
HOLE SAW BLADE
POWER TOOLS & ACCESSORIES
DISPLAY CABINETS & SPARE PARTS

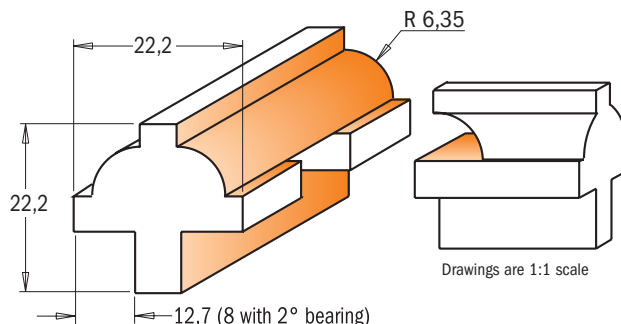
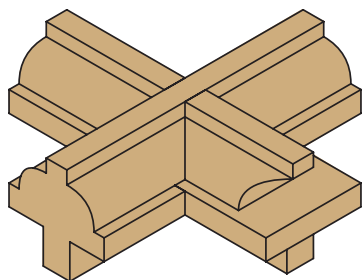
Divided Light Door Sets



800.525 - 900.025



Build authentic divided light doors for fine furniture and cabinets with these 3-piece sets. They include a stuck bit to cut the decorative ovolo profile on the frame edges, a cope to shape the mating profile on the ends of the stock, and a rabbeting bit to cut the recess for the glass. Thanks to the guide bearings, you can also create arches on curved frames. The unique design of the cope bit allows you to use full-length tenons to create strong, authentic mortise-and-tenon joinery. As the stock is coped, the tenon passes over the bit. These sets are designed for 22,2mm wide bars such as those on corner cupboard doors. Available in 8mm and 12,7mm shanks. Instructions included.



DESCRIPTION	ORDER NO. S=Ø8mm	ORDER NO. S=Ø12,7mm
Divided Light Door Sets	900.025.11	800.525.11

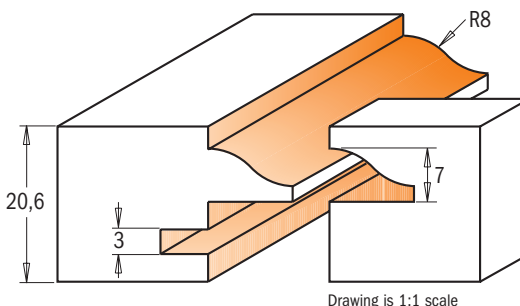
Glass Panel Sets



8/955.803



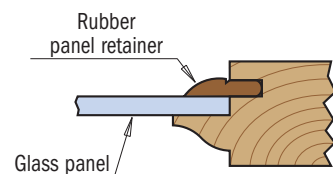
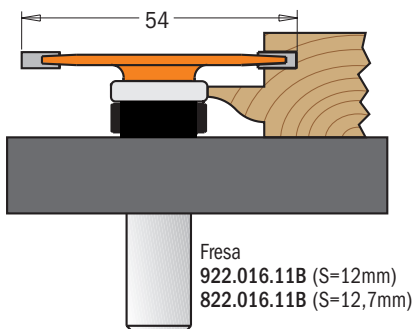
CMT's unique stile and rail router bit sets allow you to produce glass panel doors by using a rubber panel retainers to secure the glass in a 3,2mm slot cut into the frames. These bits work the same as other CMT stile and rail sets, but they leave you with a square rabbet on the inside of your door for installing the glass panel. Available in 12mm and 12,7mm shanks.



Glass Panel Retainers

HERE'S HOW IT WORKS:

Mill the cope and pattern cuts first, then use the slot cutter to cut the groove for the rubber panel retainer. The edge of the pattern cut will ride on the bearing of the slot cutter bit. When you cut the slot in the rails you can cut the slot the full length of the stock. When you cut the slot in the stiles you need to set up reference points to stop and start the cuts so they are hidden from view on the top and bottom of the doors.



GLAS/RTBRN



Our unique retainer strips fit perfectly in the slots created by the slot cutter bit and hold your glass securely in the frame. Sold in 762cm. lengths.

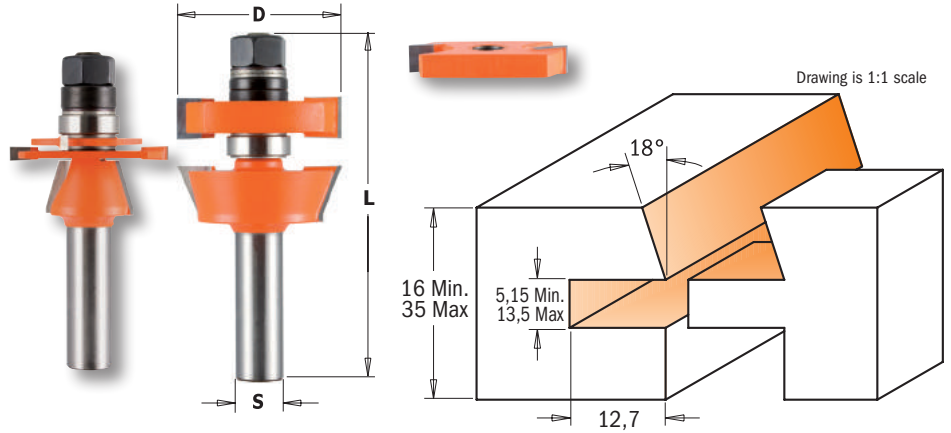
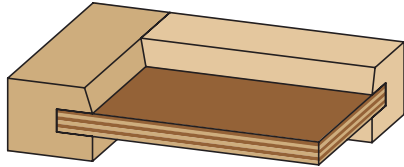
DESCRIPTION	ORDER NO. S=Ø12mm	ORDER NO. S=Ø12,7mm
Glass Panel Sets	955.803.11	855.803.11

Adjustable Shaker Router Bit Sets



8/900.624

These new bit sets are excellent for producing adjustable tongue and groove joints with a bevel, in order to eliminate panel rattle that may occur with the production of standard cabinets. Cut precise grooves into your plywood veneered panels and make perfect rattle-free fits. To be used on table-mounted routers. Avoid using these bits in hand-held power tools.



D mm	T ₁ mm	A	L mm	ORDER NO. S=Ø12mm	ORDER NO. S=Ø12,7mm	Spare parts					
41,2	16 - 35	18°	87	900.624.11	800.624.11						
						791.025.00	822.025.11	822.026.11	822.027.11	822.028.11	990.020.00

Spare parts	541.515.00	0,1mm spacer	541.518.00	1mm spacer
	541.516.00	0,3mm spacer	541.500.00	3mm spacer
	541.517.00	0,5mm spacer	541.519.00	5,8mm spacer

Adjustable Tongue & Groove Bit Set for Mission Style Cabinet Doors

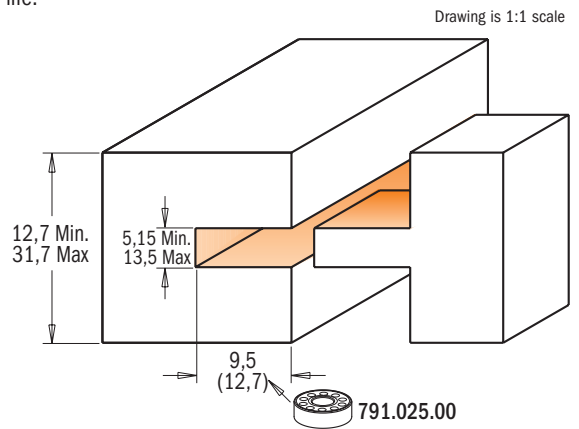
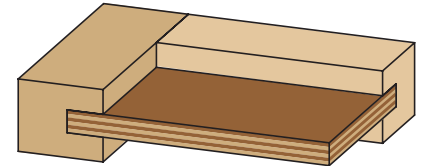


8/900.625

Exclusive CMT design which allows the perfect fit for undersized plywood panel. The tongue cutter features opposing shear angles to obtain flawless finishing on a large variety of material such as plywood, softwood and hardwood.

For use on a table-mounted router, not for handheld routers.

- Adjustable at 0.050mm (0.002") increments;
- For groove width from 5mm (13/64") to 13,5mm (17/32");
- Cut stock thickness of 12,7mm (1/2") to 31,7mm (1-1/4");
- Features micrograin carbide for longer life.



D mm	T ₁ mm	ORDER NO. S=Ø12mm	ORDER NO. S=Ø12,7mm	Spare parts						
41,2	5,15-13,5	900.625.11								
41,2	5,15-13,5		800.625.11	924.136.00	791.012.00	822.025.11	822.026.11	822.027.11	822.028.11	990.020.00

Spare parts	541.515.00	0,1mm spacer	541.518.00	1mm spacer
	541.516.00	0,3mm spacer	541.500.00	3mm spacer
	541.517.00	0,5mm spacer	541.519.00	5,8mm spacer

SAW BLADES
JIG
SAW BLADES
SABRE
SAW BLADES
TOOLS FOR
MULTI-CUTTERS
TOOLS WITH BORE
& KNIVES
ROUTER BITS
& SETS
CNC ROUTER
CUTTER & CHUCKS
INDUSTRIAL
DOWEL DRILLS
BITS FOR HAND
POWER TOOLS
HOLE
SAW BLADE
POWER TOOLS
& ACCESSORIES
DISPLAY CABINETS
& SPARE PARTS

What work parameters are best when routing?

Answering the following questions will provide you with the answer!

- **What equipment are you using?** Using brand new equipment of high quality is not the same as using outdated machinery! It is important to understand that vibration is the direct result of wear and tear, which can lead to a poor quality finish. Feed rate should be chosen in order to dampen vibration, and quite often, higher feed rates are associated with better finishing results.
- **What factors influence the performance of the bit I am using?** Many factors affect performance and the ultimate finish of the workpiece: the power of the collet chuck, the rigidity and eccentricity of the couplings, conditions and quality of the collets, reverse locking system, sharpened tool edge, the dust-collection system in use and even the relative humidity of the workplace environment.
- **What bit should I use?** The number of cutting edges as well as the cutting diameter significantly affect work parameters. In general, the more cutting edges and the wider the blade diameter, the higher the feed rate.
- **What is the cutting depth I hope to carry out?** In order to increase cutting depth, it is necessary to reduce the feed rate and vice versa for shallower cuts.
- **At what speed does my machine run?** By increasing the spindle speed (rpm), the quality of the finished edge improves. However, at the same time friction also increases between the tool and the workpiece. As a result, tool longevity is compromised. Ideally, the objective is to select the slowest rotation speed possible compatible with the quality of finishing you hope to achieve.
- **What edge finish am I looking to achieve?** Coarse routing and fine routing are definitely not the same thing! You need to figure out what is more important: quality or quantity. In order to prolong the life of your cutting tool, its best to choose the highest feed rate possible best suited to achieve the finish you want.
- **Above all....what materials am I working with?** Wood is a good example of natural fiber composite. It is made up of a natural fibrous material, both elastic and flexible (cellulose: long molecular polymer chains), bound together by a very rigid substance (lignin: cross-linked polymer) as well as a compatibilizer (hemicellulose: a polysaccharide). It is an anisotropic material, that is, directionally dependent, changing with direction along the object. How many types of wood and wood derivatives are you familiar with? Remember, no two pieces of wood are the same! In fact, the same work parameters carried out on two different pieces of wood will provide two very different results.

Feed rate is dependent of several factors, like the ones mentioned above - and these are just a few examples. It is important to weigh all factors in order to select an optimum feed rate suitable for the tools and work objectives involved. CMT is synonymous with quality and to produce high quality cuts you just can't randomly shoot off a bunch of numbers. Be wary of those who provide you with random numbers.

I get it....but where do I start? *The best way to go forward is step-by-step using reliable test data.* To quickly achieve the results best suited for your specific work expectations, you can always turn to theory!

One rule of thumb, which may prove advantageous, is to use a simple gauge to measure chipload wherever possible. On the one hand, it should be noted that when chips that are too thick, breakage will occur, resulting in a poor, rough finish. On the other hand, when chips are too thin, it will negatively affect tool longevity and cause rapid wear and tear of the cutting edge because the teeth of the tool are rubbing more than removing material.

The next time you experiment, you need to properly assess the specific demands of the work involved, assess chipload measurements and try to orient yourself towards a different thickness by taking into account the aforementioned factors. Then, with the aid of the formulas listed below, proceed to establish the appropriate feed rate for your next test. This will help you to achieve better results faster and you will have the essential information you will need for the next work project.

PARAMETERS:

V = feed rate (m/min)

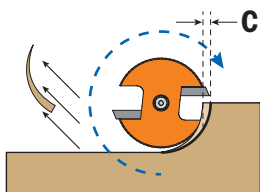
Z = cutting edges

C = Chipload (mm)

FORMULAS:

$V = (RPM \times Z \times C) / 1000$

$RPM = V \times 1000 / (Z \times C)$



EXAMPLE:

with caliper take measurement of a good result chipload (C=0,2mm).

Z=2

RPM=18000

$V = (RPM \times Z \times C) / 1000 = (18000 \times 2 \times 0,2) / 1000 = 7,2m/min$

PROBLEM SOLVING

PROBLEM

Bad finishing
Cutting edge wear
Cutting edge burns
Cutting edge debris
Vibrations
Cutter breakage


SOLUTIONS

• Cutting depth • Vibrations
• Rotation speed • Vibrations
• Rotation speed • Number of cutting-edges
• Cutting depth
• Rotation speed • Cutting depth
• Feed speed • Cutting depth • Vibrations

INCREASE

• Rotation speed • Dust extraction • Number of cutting edges • Clamping cutter/chuck
• Cutting advancement
• Feed speed
• Rotation speed • Feed speed • Dust extraction
• Machine firmness • Workpiece firmness
• Shank diameter • Collet clamping • Change tool material (solid carbide or Densimet®)

DECREASE



CNC ROUTER CUTTERS & CHUCKS

PRODUCTS	PAGE
Kinetic Dust Extractor	216
Universal Assembly Supports for Chucks	216
CNC Chucks	217~220
Precision Collets	220~221
Cutter Arbor	222~223
MK2 Chucks	223
Solid Carbide Spiral Bits	224~234
CNC Straight Cutters	234~242
CNC Profiled Cutters	243~246
Slot & Mortise Bits	246~252

Kinetic Dust Extractor

new


CMT ORANGE TOOLS™



992 Removes MDF & Chipboard dust from the workpiece

DESCRIPTION	D mm	ORDER NO.
Kinetic Dust Extractor for chucks with DIN6388/EOC25 collets	100	992.101.EOC25
Kinetic Dust Extractor for chucks with ER32 collets	100	992.101.ER32
Kinetic Dust Extractor for chucks with ER40 collets	100	992.101.ER40

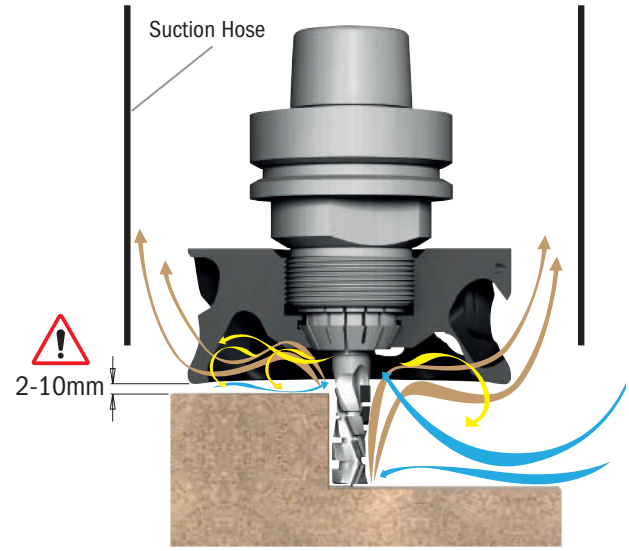
Spare parts 991.284.00 C-Spanner 95-100mm



EASY TO USE!

Install & remove as a clamping nut

- Health & Safety
- Tool Performance & Cut Quality
- Tool Life & Labor Costs
- Recommended for Nesting and Routing operations
- No wasted time during work process
- Replaces the standard clamping nut
- Suitable for any collet chucks with standard router bits
- Available for ER32 - ER40 - EOC25 (DIN6388) collets
- The thick ceramic coat gives to KDE an anti-corrosion, anti-friction and anti-static surface.
- Tool body in light alloy
- Better air quality
- Good performances even at low rpm: from 6,000 up to 20,000 rpm
- Material: chipboard, coated chipboard, MDF, Corian®, plasterboard, OSB, HPL.



■ Compressed Air
 ■ Dust
 ■ Air Vacuumed




Download Instruction

Watch the video on **YouTube**



Watch Video

Working **WITHOUT** Kinetic Dust Extractor



Working **WITH** Kinetic Dust Extractor



HSK Chucks for "ER40" Precision Collets



183.310

RH LH

S	DESCRIPTION	To be used with collet	ORDER NO. Right-hand rotation	ORDER NO. Left-hand rotation
HSK-F63	Clamping nut without bearing	ER40	183.310.01	183.310.02
HSK-F63	Clamping nut with bearing	ER40	183.310.11*	

* Suitable for right-hand and left-hand rotation.

For Homag, Eima, IMA from 9/94, Dubus, Weeke, Biesse, SCM, Morbidelli and Masterwood machines.

ISO30 Chucks for "ER40" Precision Collets



995.200

183.201

RH

S	To be used with collet	Retaining stud mm	ORDER NO. Right-hand rotation
ISO30	ER40	Ø12-8	183.201.01

For Biesse machines



995.201

183.211

RH

S	To be used with collet	Retaining stud mm	ORDER NO. Right-hand rotation
ISO30	ER40	Ø13-9	183.211.01

For Biesse machines with Omlat engine, Bulleri, Busellato, CMS and IMA machines.



995.202

183.221

RH

S	To be used with collet	Retaining stud mm	ORDER NO. Right-hand rotation
ISO30	ER40	Ø12,8-9	183.221.01

For Alberti and Masterwood machines.

Clamping Nuts for Chucks with "ER40" Precision Collets



992.383

RH LH

DESCRIPTION	ORDER NO. Right-hand rotation	ORDER NO. Left-hand rotation
Clamping nut without bearing For 183.201/211/221/310 chucks	992.383.01	992.383.02
Clamping nut with bearing For 183.201/211/221/310 chucks	992.383.11	

C-spanner for "ER40" Precision Collets



991.184

DESCRIPTION	ORDER NO.
C-Spanner for "ER40" precision collet	991.184.00

HSK Chuck for "ER32" Precision Collets



183.300


RH LH

S	DESCRIPTION	To be used with collet	ORDER NO. Right-hand rotation	ORDER NO. Left-hand rotation
HSK-F63	Clamping nut without bearing	ER32	183.300.01	183.300.02
HSK-F63	Clamping nut with bearing	ER32	183.300.11*	

* Suitable for right-hand and left-hand rotation.

For Homag, Eima from 9/94, Dubus, Weeke, Biesse, SCM, Morbidelli and Masterwood machines.

ISO30 Chucks for "ER32" Precision Collets



183.200

RH LH

S	To be used with collet	Retaining stud mm	ORDER NO. Right-hand rotation	ORDER NO. Left-hand rotation
ISO 30	ER32	Ø12-8	183.200.01	183.200.02

For Biesse machines.



183.210

RH LH

S	To be used with collet	Retaining stud mm	ORDER NO. Right-hand rotation	ORDER NO. Left-hand rotation
ISO 30	ER32	Ø13-9	183.210.01	183.210.02

For Biesse machines with Omlat engine, Bulleri, Busellato, CMS and IMA machines.




183.220

RH LH

S	To be used with collet	Retaining stud mm	ORDER NO. Right-hand rotation	ORDER NO. Left-hand rotation
ISO 30	ER32	Ø12,8-9	183.220.01	183.220.02

For Alberti and Masterwood machines.

ISO30 Chucks for "ER32" Precision Collets



183.250 without aluminium flange

RH LH

S	To be used with collet	Retaining stud mm	ORDER NO. Right-hand rotation	ORDER NO. Left-hand rotation
ISO 30	ER32	Ø8,5	183.250.01	183.250.02

For Morbidelli and SCM machines.

183.251 with aluminium flange already assembled Ø69,5mm.

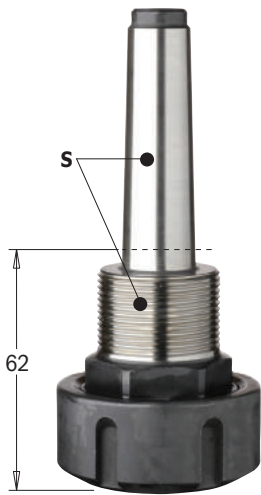
RH LH

S	To be used with collet	Retaining stud mm	ORDER NO. Right-hand rotation	ORDER NO. Left-hand rotation
ISO 30	ER32	Ø8,5	183.251.01	183.251.02

Spare parts 992.501.00 Ø69,5mm aluminium flange*

For Morbidelli and SCM machines.

Chucks for "ER32" Precision Collets




183.000/100

RH LH

S mm	To be used with collet	ORDER NO. Right-hand rotation	ORDER NO. Left-hand rotation
MK2/M30x1,5	ER32	183.000.01	183.000.02
MK3/M30x1,5	ER32	183.100.01	

MK2/MK3 tapered shank

Chucks for "ER32" Precision Collets



183.400

RH

S mm	To be used with collet	Retaining stud	ORDER NO. Right-hand rotation
Ø25x55	ER32	PS LEUCO	183.400.01

995.400 For machines with PS Leuco system.

Clamping Nuts for Chucks with "ER32" Collets



992.183

RH LH

DESCRIPTION	ORDER NO. Right-hand rotation	ORDER NO. Left-hand rotation
Clamping nut without bearing For 183.000/100/200/250/300/400 chucks	992.183.01	992.183.02
Clamping nut with bearing For 183.000/100/200/250/300/400 chucks	992.183.11	992.183.12

C-Spanner for "ER32" Precision Collets




991.183

DESCRIPTION	ORDER NO.
C-Spanner for "ER32" precision collets	991.183.00

HSK Chuck for "DIN6388" - EOC25 Precision Collet

RH

183.320



S	DESCRIPTION	To be used with collet	ORDER NO. Right-hand rotation
HSK-F63	HSK chuck with bearing nut	EOC-25	183.320.01*

Spare parts 992.283.11 Clamping nut with bearing

* Suitable for left-hand rotation too.

For Homag, Eima from 9/94, Dubus, Weeke, Biesse, SCM, Morbidelli & Masterwood machines.

Clamping Nuts

RH

992.283



DESCRIPTION	ORDER NO. Right-hand rotation
Clamping nut without bearing	992.283.01
Clamping nut with bearing	992.283.11

For chuck 183.320.

C-Spanner for "DIN6388" & "ER40"

991.283



DESCRIPTION	ORDER NO.
C-Spanner for USAG 58-62-65	991.283.00

Precision Collets "DIN6388"

185 - EOC-25



NEW	B		ORDER NO.	B		ORDER NO.
	mm	inches		mm	inches	
NEW	3		185.030.00	13	1/2	185.130.00
NEW	4		185.040.00	14		185.140.00
NEW	5		185.050.00	16	5/8	185.160.00
	6		185.060.00	18		185.180.00
	8	5/16	185.080.00	20		185.200.00
	10		185.100.00	25		185.250.00
	12		185.120.00			

REMARK: special dimensions available on request.

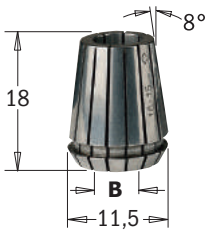
185 - EOC-16

new



NEW	B		ORDER NO.	B		ORDER NO.
	mm	inches		mm	inches	
	6		185.060.16	12		185.120.16
	8	5/16	185.080.16	14		185.140.16
	10		185.100.16	16	5/8	185.160.16

REMARK: special dimensions available on request.




184 - ER11

B mm	ORDER NO.
2	184.020.11
3	184.030.11
4	184.040.11
5	184.050.11
6	184.060.11

TECHNICAL DETAILS:

- replaceable Std "ER11" collets (from 1 to 7mm)
- fit most tapered spindle noses
- +0-0,7mm wide clamping tolerance
- suitable for most conical chucks.

REMARK: special dimensions available on request.



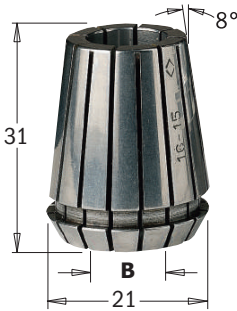
184 - ER16

B mm	ORDER NO.
2	184.020.16
3	184.030.16
4	184.040.16
5	184.050.16
6	184.060.16
7	184.070.16
8	184.080.16
9	184.090.16
10	184.100.16

TECHNICAL DETAILS:

- replaceable Std "ER16" collets (from 1 to 10mm)
- fit most tapered spindle noses
- +0-0,7mm wide clamping tolerance
- suitable for most conical chucks.

REMARK: special dimensions available on request.



184 - ER20

B mm	ORDER NO.
2	184.020.20
3	184.030.20
4	184.040.20
5	184.050.20
6	184.060.20
6,35	184.064.20
7	184.070.20
8	184.080.20
9	184.090.20
10	184.100.20
11	184.110.20
12	184.120.20
12,7	184.127.20
13	184.130.20

TECHNICAL DETAILS:

- replaceable Std "ER20" collets (from 1 to 13mm)
- fit most tapered spindle noses
- +0-0,7mm wide clamping tolerance
- suitable for most conical chucks.

REMARK: special dimensions available on request.



184 - ER25

B mm	ORDER NO.
3	184.030.25
4	184.040.25
5	184.050.25
6	184.060.25
8	184.080.25
9	184.090.25
10	184.100.25
12	184.120.25
13	184.130.25
14	184.140.25
16	184.160.25

TECHNICAL DETAILS:

- replaceable Std "ER25" collets (from 1 to 16mm)
- fit most tapered spindle noses
- +0-0,7mm wide clamping tolerance
- suitable for most conical chucks.

REMARK: special dimensions available on request.



184 - ER32

B mm	ORDER NO.
3	184.030.00
4	184.040.00
5	184.050.00
6	184.060.00
6,35	184.065.00
7	184.070.00
8	184.080.00
9	184.090.00
9,52	184.095.00
10	184.100.00
11	184.110.00
12	184.120.00
13	184.130.00
14	184.140.00
15	184.150.00
16	184.160.00
17	184.170.00
18	184.180.00
19	184.190.00
20	184.200.00

For chucks
183.000/100/200/250/300/400

TECHNICAL DETAILS:

- replaceable Std "ER32" collets (from 3 to 20mm)
- fit most tapered spindle noses
- +0-0,7mm wide clamping tolerance
- suitable for most conical chucks.

REMARK: special dimensions available on request.



184 - ER40

B mm	ORDER NO.
3	184.032.00
4	184.042.00
5	184.052.00
6	184.062.00
7	184.072.00
8	184.082.00
9,52	184.096.00
10	184.102.00
12	184.122.00
13	184.132.00
14	184.142.00
16	184.162.00
18	184.182.00
19	184.192.00
20	184.202.00
25	184.252.00

For chucks
183.201/211/221/310

TECHNICAL DETAILS:

- replaceable Std "ER40" collets (from 3 to 25mm)
- fit most tapered spindle noses
- +0-0,7mm wide clamping tolerance
- suitable for most conical chucks.

REMARK: special dimensions available on request.

Cap Nuts for CNC Machines




993.0

RH LH

Internal thread	ORDER NO. Right-hand rotation	ORDER NO. Left-hand rotation
Ø20x14Fx1"	993.020.01	993.020.02
M30x1,5	993.030.01	993.030.02

For machines with M33x3 threaded spindle nose.

ISO30 Retaining Studs



DESCRIPTION	D ₁ mm	D ₂ mm	ORDER NO.
Retaining stud for 183.200/201 "Biesse" chucks	8	12	995.200.00
Retaining stud for 183.210/211 "Biesse, Omlat, Bulleri, Busellato, Weeke and IMA" chucks	9	13	995.201.00
Retaining stud for 183.220/221 "Alberti-Masterwood" chucks	9	12,8	995.202.00
Retaining stud for 183.250/251 "SCM - Morbidelli" chucks	6,5	8,5	995.250.00
Retaining stud for "PS and Leuco" 183.400 chucks	M8		995.400.00

Cutter Arbor with HSK Tapered Shank



183.360

RH LH

S	d mm	D mm	ORDER NO.
HSK-F63	Ø30x100	63	183.360.00
new HSK-F63	Ø30x150	63	183.360.10
HSK-F63	Ø35x100	63	183.361.00
HSK-F63	Ø40x100	63	183.362.00

For Homag, Eima from 9/94, Dubus, Weeke, Biesse, SCM, Morbidelli and Masterwood machines.

Cutter Arbor with ISO30 Tapered Shank



183.260

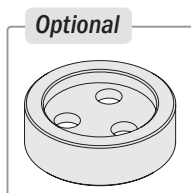

RH LH

S	D mm	D ₃ mm	ORDER NO.
ISO 30	Ø30x100	50	183.260.00

For Biesse machines.

REMARK: special dimensions available on request.

Spare Parts for Chucks



DESCRIPTION	ORDER NO.	DESCRIPTION	ORDER NO.
M6x25 TCEI screw	990.098.00	<i>Optional</i>	
Steel flange for with Ø30mm arbors - Male	992.560.30M	Steel flange for with Ø30mm arbors - Female	992.560.30F
Steel flange for with Ø35mm arbors - Male	992.560.35M	Steel flange for with Ø35mm arbors - Female	992.560.35F
Steel flange for with Ø40mm arbors - Male	992.560.40M	Steel flange for with Ø40mm arbors - Female	992.560.40F




183

DESCRIPTION	D mm	ORDER NO.
Universal assembly supports for chucks HSK-F63	63	183-HSK
Universal assembly supports for chucks ISO30	50	183-ISO

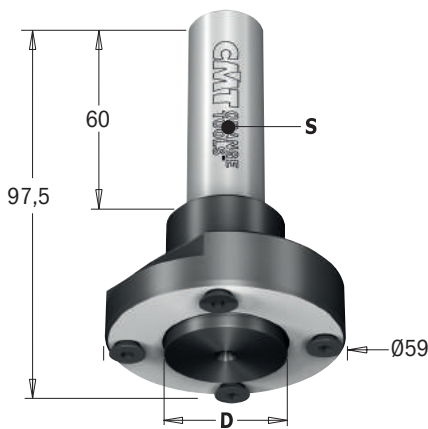
For HSK-F63 and ISO30 chucks

CMT now offers new universal assembly supports for HSK-F63 and ISO30 chucks. Thanks to the bidirectional roller bearings, which clamp the tool left-hand rotation older to the flange, the system offers the highest protection to the tool taper and clamps are no longer needed.

The special bidirectional roller bearing clamps the tool left-hand rotation older to the flange, offering the highest protection to the tool taper.



Saw Blade Arbor with Parallel Shank



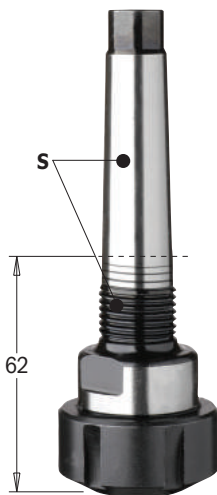
183.410

RH
LH

S mm	D mm	Pin Hole ⊕ ⊖	L mm	ORDER NO.
20	30	4/M6/48	97,5	183.410.30

Spare parts
 990.083.00 M6x10mm TCEI screw
 991.067.00 3mm allen key
 991.064.00 4mm allen key

Collet Chucks Clamp with MK2 Tapered Shank



123

RH
LH

S	ORDER NO. Right-hand rotation	ORDER NO. Left-hand rotation
MK2/Ø20x14Fx1"	123.000.01	123.000.02

Spare parts
 992.123.01 Clamping nut RH
 992.123.02 Clamping nut LH
 991.123.00 Type 40-42 USAG c-spanner


Collets for 123 Chucks



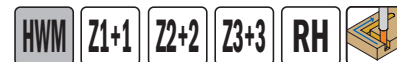
124

D ₃ mm	ORDER NO.	D ₃ mm	ORDER NO.
6	124.060.00	10	124.100.00
6,35	124.064.00	12	124.120.00
8	124.080.00	12,7	124.127.00
9,5	124.095.00	14	124.140.00

Solid Carbide Up & Downcut Spiral Bits



190



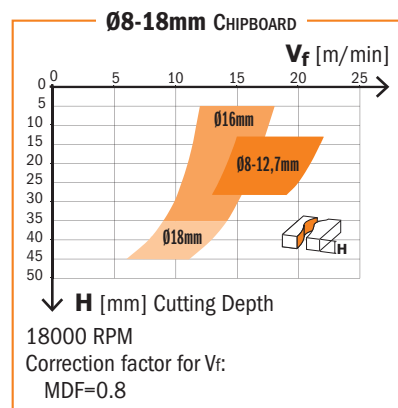
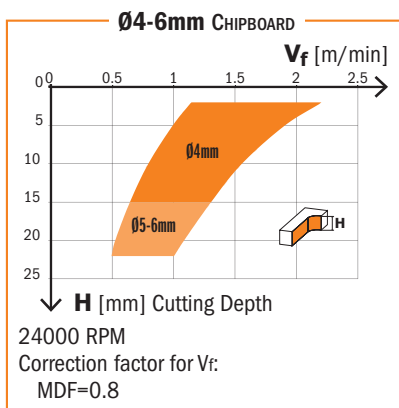
D mm	I mm	I ₁ mm	L mm	S mm	Z	ORDER NO. Right-hand rotation
4	15	7	50	4	1+1	190.040.11
5	22	8	60	5	1+1	190.050.11
6	22	8	60	6	1+1	190.060.11
8	32	7	80	8	2+2	190.080.11
9,52	28,6	7	76,2	9,52	2+2	190.504.11
10	32	7	80	10	2+2	190.100.11
10	42	7	90	10	2+2	190.101.11
12	42	7	90	12	2+2	190.120.11
12	52	7	100	12	2+2	190.121.11
12,7	25,4	16	76,2	12,7	2+2	190.505.11
12,7	28,6	16	76,2	12,7	2+2	190.506.11
12,7	34,9	16	88,9	12,7	2+2	190.507.11
12,7	41,3	16	101,6	12,7	2+2	190.508.11
16	55	24	110	16	2+2	190.160.11
18	55	30	110	18	2+2	190.180.11
...up & downcut mortising bits						
9,52	22,2	4,8	76,2	9,52	2+2	190.513.11
9,52	25,4	5,2	76,2	9,52	3+3	190.813.11
12	25	5,2	83	12	3+3	190.320.11
12,7	22,2	5,2	76,2	12,7	2+2	190.515.11
12,7	34,9	5,2	88,9	12,7	2+2	190.517.11

TECHNICAL DETAILS:


- Premium quality HWM.
- 2+2 spiral cutting edges [Z2+2].
- 3+3 spiral cutting edges [Z3+3].
- Provide an excellent finish on both the upper and the lower side of the workpiece.

APPLICATION:

used for cutting, copying, panel sizing and any routing application on solid wood, wood composites, plastic materials and laminates. Use a high feed speed on well-clamped workpieces. Can be used on machining centres, point-to-point boring machines, CNC routers and hand-held routers equipped with chucks or adaptors.



Solid Carbide Upcut Spiral Bits



198



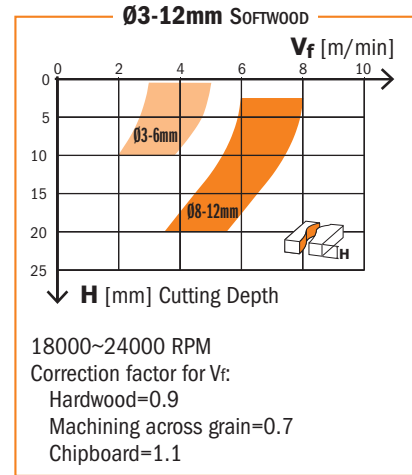
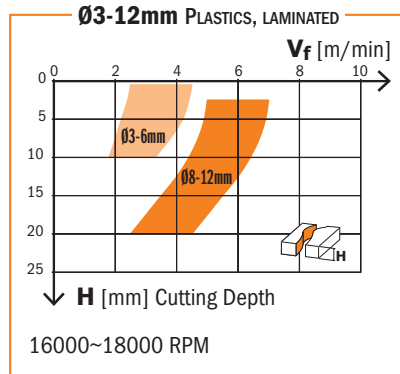
D mm	I mm	L mm	S mm	ORDER NO. Right-hand rotation
3	12	50	3	198.030.11
3,18	12,7	50,8	6,35	198.001.11
4	15	50	4	198.040.11
4,76	15,87	50,8	6,35	198.005.11
5	17	50	5	198.050.11
6	22	60	6	198.060.11
6,35	19,05	50,8	6,35	198.007.11
6,35	25,4	63,5	6,35	198.008.11
8	22	70	8	198.080.11
8	32	80	8	198.081.11
9,52	28,57	76,2	9,52	198.504.11
10	32	70	10	198.100.11
10	42	80	10	198.101.11
10	52	90	10	198.102.11
12	32	83	12	198.120.11

TECHNICAL DETAILS:

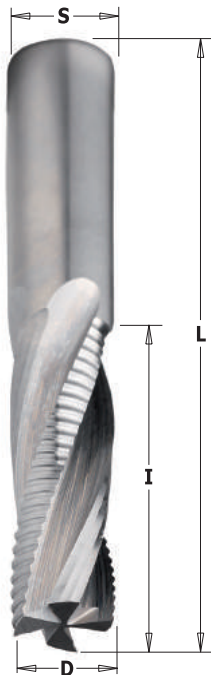
- Premium quality HWM.
- 1 spiral cutting edge [Z1].
- Provide an excellent finish on the lower side of the workpiece.
- **Upward chip ejection.**

APPLICATION:

used for cutting, copying, panel sizing and any routing applications on solid wood, wood composites, plastic materials and laminates. Use a high feed speed on well-clamped workpieces. Can be used on machining centres, point to point machines, CNC routers and hand-held routers equipped with chucks or adaptors.



Solid Carbide Upcut Spiral Bits



197



D mm	I mm	L mm	S mm	ORDER NO. Right-hand rotation
12	42	90	12	197.121.11
14	50	110	14	197.140.11
16	55	110	16	197.160.11
16	35	90	16	197.161.11
18	55	110	18	197.180.11
20	60	120	20	197.200.11
20	70	120	20	197.201.11

TECHNICAL DETAILS:

- Premium quality HWM.
- 4 spiral cutting edges (2 with chip-breaker) [Z2+2R].
- Max 0.1mm tooth depth.
- Provide excellent finish on the lower side of the workpiece.
- **Upward chip ejection.**

APPLICATION:

used for ripping, template routing, panel sizing and any routing application on solid wood and wood composites. Can be used on machining centres, point-to-point boring machines, CNC routers and hand-held routers equipped with chucks or adaptors.



The special 4 flute design (Z2 finishing + Z2R with chipbreaker) allows high speed with excellent finish on the workpiece.

SAW BLADES
JIG SAW BLADES
SAW BLADES
TOOLS FOR MULTI-CUTTERS
TOOLS WITH BORE & KNIVES
ROUTER BITS & SETS
CNC ROUTER CUTTER & CHUCKS
INDUSTRIAL DOWEL DRILLS
BITS FOR HAND POWER TOOLS
HOLE SAW BLADES
POWER TOOLS & ACCESSORIES
DISPLAY CABINETS & SPARE PARTS



195

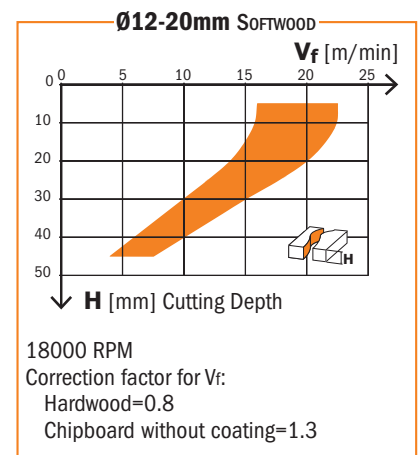
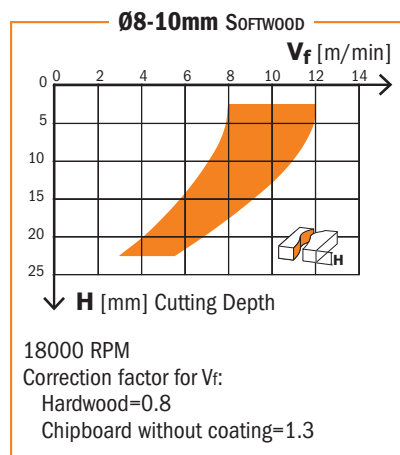
D mm	I mm	L mm	S mm	ORDER NO.	ORDER NO.
				Right-hand rotation	Left-hand rotation
8	32	80	8	195.081.11	195.081.12
8	42	90	8	195.082.11	
10	32	80	10	195.100.11	195.100.12
10	42	90	10	195.101.11	
12	35	83	12	195.120.11	195.120.12
12	42	90	12	195.121.11	
12	52	100	12	195.122.11	
12,7	38,1	88,9	12,7	195.506.11	
14	58	110	14	195.140.11	
15,88	54	109,5	15,88	195.509.11	
16	55	110	16	195.160.11	195.160.12
16	35	90	16	195.161.11	
16	72	120	16	195.165.11	
18	55	110	18	195.180.11	
19,05	54	109,5	19,05	195.511.11	
20	60	120	20	195.200.11	195.200.12
20	72	120	20	195.201.11	
20	102	165	20	195.202.11	


TECHNICAL DETAILS:

- Premium quality HWM.
- 3 spiral cutting edges [Z3R].
- Chip breaker teeth.
- Max 0.3mm tooth depth.
- Provide an excellent finish on the lower side of the workpiece.
- **Upward chip ejection.**

APPLICATION:

used for ripping, template routing, panel sizing and any routing application on solid wood, or wood composites. Can be used at a high feed speed on well-clamped workpieces. Can be used on machining centres, point-to-point boring machines, CNC routers and hand-held routers equipped with chucks or adaptors.





196



D mm	I mm	L mm	S mm	ORDER NO. Right-hand rotation	ORDER NO. Left-hand rotation
8	32	80	8	196.081.11	
10	42	90	10	196.101.11	
12	35	83	12	196.120.11	196.120.12
12	42	90	12	196.121.11	
12	52	100	12	196.122.11	
12,7	38,1	88,9	12,7	196.506.11	
14	50	110	14	196.140.11	
15,88	54	109,5	15,88	196.509.11	
16	55	110	16	196.160.11	196.160.12
18	55	110	18	196.180.11	
19,05	54	109,5	19,05	196.511.11	
20	60	120	20	196.200.11	196.200.12
20	72	120	20	196.201.11	

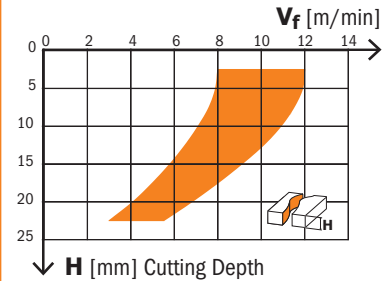
TECHNICAL DETAILS:

- Premium quality HWM.
- 3 spiral cutting edges [Z3R].
- Chip breaker teeth.
- Max 0.3mm tooth depth.
- Provide excellent finish on the upper side of the workpiece.
- **Downward chip ejection.**

APPLICATION:

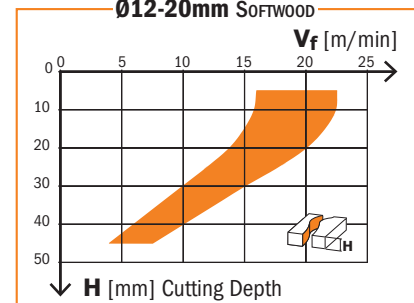
used for ripping, template routing, panel sizing and any routing application on solid wood and wood composites.
Can be used on machining centres, point-to-point boring machines, CNC routers and hand-held routers equipped with chucks or adaptors.

Ø8-10mm SOFTWOOD



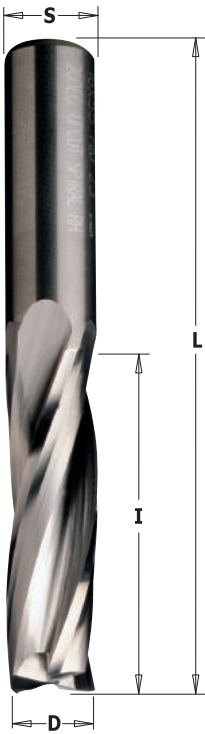
18000 RPM
Correction factor for Vr:
Hardwood=0.8
Chipboard without coating=1.3

Ø12-20mm SOFTWOOD



18000 RPM
Correction factor for Vr:
Hardwood=0.8
Chipboard without coating=1.3

Solid Carbide Upcut Spiral Bits



193



D mm	I mm	L mm	S mm	ORDER NO.	ORDER NO.
				Right-hand rotation	Left-hand rotation
8	32	80	8	193.081.11	193.081.12
10	32	80	10	193.100.11	193.100.12
10	42	90	10	193.101.11	
12	35	83	12	193.120.11	193.120.12
12	42	90	12	193.121.11	
12	52	100	12	193.122.11	
14	58	110	14	193.140.11	
16	55	110	16	193.160.11	193.160.12
16	35	90	16	193.161.11	
16	72	120	16	193.165.11	
18	55	110	18	193.180.11	
20	60	120	20	193.200.11	193.200.12
20	70	120	20	193.201.11	

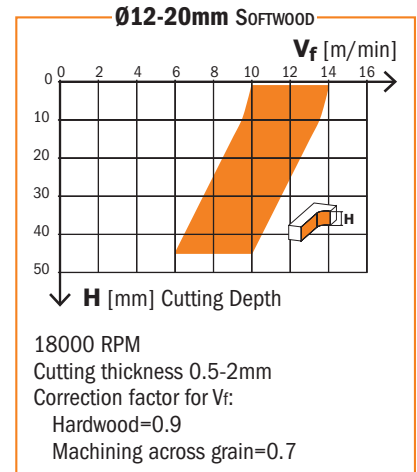
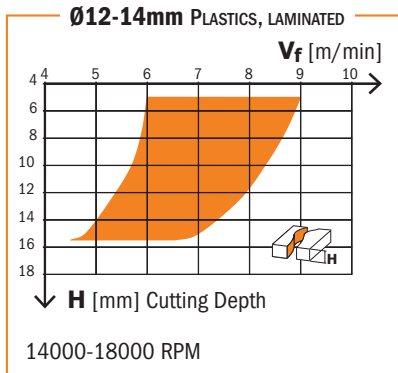
TECHNICAL DETAILS:


- Premium quality HWM.
- 3 spiral cutting edges [Z3].
- Provide an excellent finish on the lower side of the workpiece.
- **Upward chip ejection.**

APPLICATION:

used for ripping, template routing, panel sizing and any routing application on solid wood, or wood composites. Can be used at a high feed speed on well-clamped workpieces.

Can be used on machining centres, point-to-point boring machines, CNC routers and hand-held routers equipped with chucks or adaptors.





194



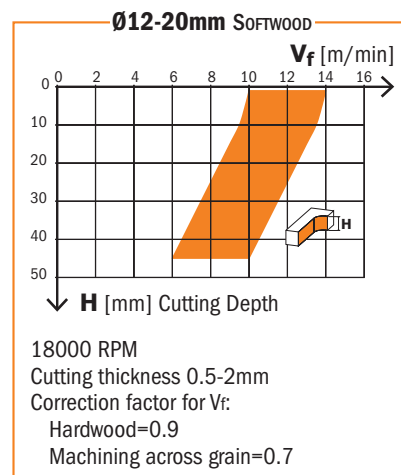
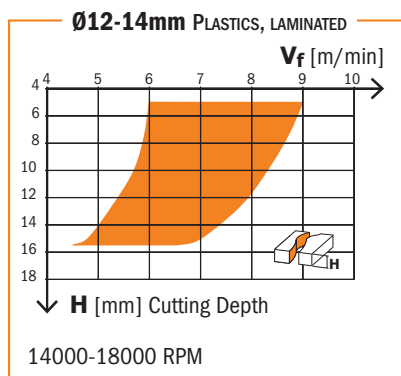
D mm	I mm	L mm	S mm	ORDER NO.	ORDER NO.
				Right-hand rotation	Left-hand rotation
10	32	80	10	194.100.11	
10	42	90	10	194.101.11	
12	35	83	12	194.120.11	194.120.12
12	42	90	12	194.121.11	
14	50	110	14	194.140.11	
16	55	110	16	194.160.11	194.160.12
16	35	90	16	194.161.11	
18	55	110	18	194.180.11	
20	60	120	20	194.200.11	194.200.12
20	72	120	20	194.201.11	
20	102	165	20	194.202.11	

TECHNICAL DETAILS:


- Premium quality HWM.
- 3 spiral cutting edges [Z3].
- Provide an excellent finish on the upper side of the workpiece.
- **Downward chip ejection.**

APPLICATION:

used for ripping, template routing, panel sizing and any routing application on solid wood, wood composites, plastic materials and laminates. Can be used at a high feed speed on small, difficult to clamp workpieces.
Can be used on machining centres, point-to-point boring machines, CNC routers and hand-held routers equipped with chucks or adaptors.



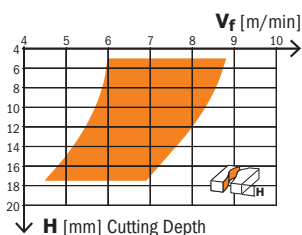
Solid Carbide Upcut Spiral Bits



191

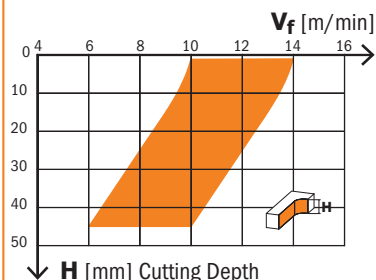
D mm	I mm	L mm	S mm	ORDER NO. Right-hand rotation
3	12	50	3	191.030.11
3	12	60	6	191.630.11
3	12	60	8	191.830.11
3,18	12,7	50,8	6,35	191.001.11
3,5	12	60	6	191.635.11
3,97	12,7	50,8	6,35	191.003.11
4	15	50	4	191.040.11
4	15	60	6	191.640.11
4	15	60	8	191.840.11
4,76	19,05	50,8	6,35	191.005.11
5	17	50	5	191.050.11
5	17	60	6	191.650.11
5	17	60	8	191.850.11
6	27	70	6	191.060.11
6	27	70	8	191.860.11
6,35	19,05	50,8	6,35	191.007.11
6,35	25,4	63,5	6,35	191.008.11
7	32	80	8	191.870.11
7,94	25,4	76,2	12,7	191.501.11
8	22	70	8	191.080.11
8	32	80	8	191.081.11
8	42	90	8	191.082.11
9	32	83	12	191.890.11
9,52	31,75	76,2	12,7	191.503.11
10	32	80	8	191.800.11
10	32	80	10	191.100.11
10	32	83	12	191.900.11
10	42	90	10	191.101.11
10	42	90	12	191.901.11
12	35	83	8	191.820.11
12	35	83	12	191.120.11
12	42	90	12	191.121.11
12	52	100	12	191.122.11
12,7	31,75	76,2	12,7	191.505.11
12,7	38,1	88,9	12,7	191.506.11
12,7	50,8	101,6	12,7	191.507.11
14	50	110	14	191.140.11
15,88	55	109,5	15,88	191.509.11
16	55	110	16	191.160.11
16	35	90	16	191.161.11
16	72	120	16	191.165.11
19,05	55	109,5	19,05	191.511.11
20	60	120	20	191.200.11

Ø12-14mm PLASTICS, LAMINATED



14000~18000 RPM

Ø12-20mm SOFTWOOD



18000 RPM

Cutting thickness 0.5-2mm

Correction factor for Vr:

Hardwood=0.9

Machining across grain=0.7

TECHNICAL DETAILS:

- Premium quality HWM.
- 2 spiral cutting edges [Z2].
- Provide an excellent finish on the lower side of the workpiece.
- **Upward chip ejection.**

APPLICATION:

used for ripping, template routing, panel sizing and any routing application on solid wood, wood composites, plastic materials and laminates. Can be used at a high feed speed on well-clamped workpieces.

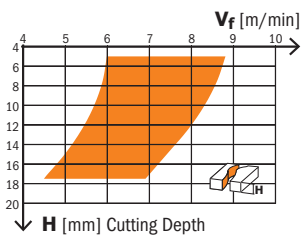
Can be used on machining centres, point-to-point boring machines, CNC routers and hand-held routers equipped with chucks or adaptors.



192

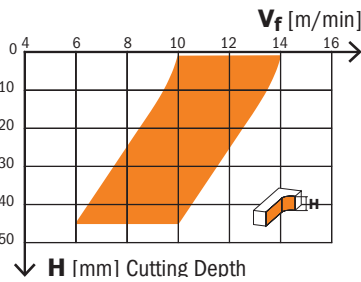
D mm	I mm	L mm	S mm	ORDER NO. Right-hand rotation
3	12	50	3	192.030.11
3	12	60	6	192.630.11
3	12	60	8	192.830.11
3,18	12,7	50,8	6,35	192.001.11
3,97	12,7	50,8	6,35	192.003.11
4	15	50	4	192.040.11
4	15	60	6	192.640.11
4	15	60	8	192.840.11
4,76	19,05	50,8	6,35	192.005.11
5	17	50	5	192.050.11
5	17	60	6	192.650.11
5	17	60	8	192.850.11
6	27	70	6	192.060.11
6	27	70	8	192.860.11
6,35	19,05	50,8	6,35	192.007.11
6,35	25,4	63,5	6,35	192.008.11
7,94	25,4	76,2	12,7	192.501.11
8	22	70	8	192.080.11
8	32	80	8	192.081.11
8	42	90	8	192.082.11
9,52	31,75	76,2	12,7	192.503.11
10	32	80	8	192.800.11
10	32	80	10	192.100.11
10	42	90	10	192.101.11
10	32	83	12	192.900.11
12	35	83	8	192.820.11
12	35	83	12	192.120.11
12,7	31,75	76,2	12,7	192.505.11
12,7	38,1	88,9	12,7	192.506.11
12,7	50,8	101,6	12,7	192.507.11
14	52	110	14	192.140.11
16	55	110	16	192.160.11

Ø12-14mm PLASTICS, LAMINATED



14000-18000 RPM

Ø12-20mm SOFTWOOD



18000 RPM
 Cutting thickness 0.5-2mm
 Correction factor for Vf:
 Hardwood=0.9
 Machining across grain=0.7

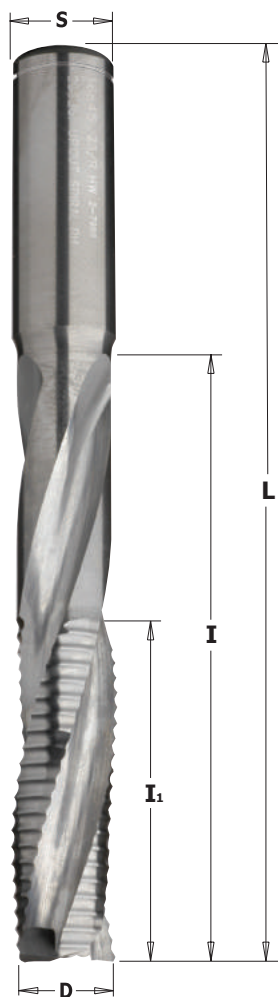
TECHNICAL DETAILS:

- Premium quality HWM.
- 2 spiral edges [Z2].
- Provide an excellent finish on the upper side of the workpiece.
- **Downward chip ejection.**

APPLICATION:

used for ripping, template routing, panel sizing and any routing application on solid wood, wood composites, plastic materials and laminates. Can be used at a high feed speed on small, difficult to clamp work pieces. Can be used on machining centres, point-to-point boring machines, CNC routers and hand-held routers equipped with chucks or adaptors.

Solid Carbide Upcut Spiral Bits for Locksets



195



D mm	I mm	I ₁ mm	L mm	S mm	ORDER NO. Right-hand rotation
With Chip-Breaker					
14	95*	45	150	14	195.142.11
14	125*	45	170	14	195.144.11
16	95*	45	150	16	195.162.11
16	120*	50	170	16	195.164.11
18	95*	45	150	18	195.182.11
Without Chip-Breaker					
16	95*	45	150	16	193.162.11

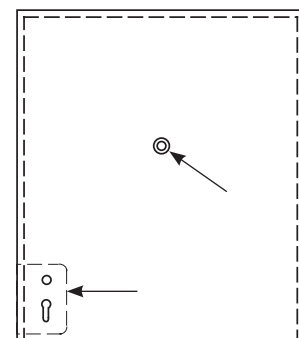
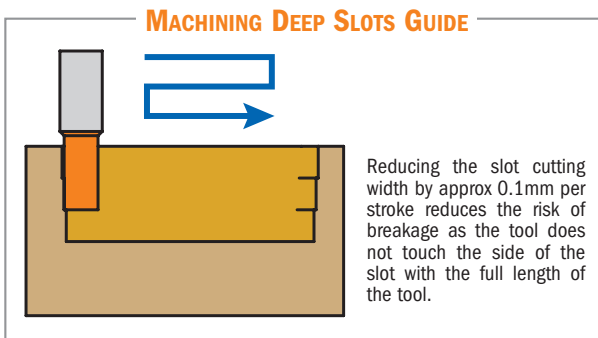
* The maximum cutting length is achieved in 2-3 passes.

TECHNICAL DETAILS:


- Premium quality HWM.
- 3 spiral cutting edges [Z3] and [Z3R].
- Max 0.3mm tooth depth.
- Provide an excellent finish on the lower side of the workpiece.
- Seat for seeger ring (not included).
- **Upward chip ejection.**

APPLICATION:

used for ripping, template routing, panel sizing and any routing application on solid wood, or wood composites. Can be used at a high feed speed on well-clamped workpieces. Can be used on machining centres, point-to-point boring machines, CNC routers and hand-held routers equipped with chucks or adaptors.



Solid Carbide Upcut with Spiral Bits Chip-Breaker for 60° V-Point Locksets



195.143/163



D mm	I mm	L mm	S mm	ORDER NO. Right-hand rotation
14	58	110	14	195.143.11
16	55	110	16	195.163.11

Solid Carbide Upcut Spiral Bits without Chip-Breaker for 60° V-Point Locksets

191.143/163



D mm	I mm	L mm	S mm	ORDER NO. Right-hand rotation
14	50	110	14	191.143.11
16	55	110	16	191.163.11


TECHNICAL DETAILS:

- Premium quality HWM.
- 3 spiral cutting edges [Z3].
- Provide an excellent finish on the lower side of the workpiece.
- **Upward chip ejection.**

APPLICATION:

used for ripping, template routing, panel sizing and any routing application on solid wood, or wood composites. Can be used at a high feed speed on well-clamped workpieces. Can be used on machining centres, point-to-point boring machines, CNC routers and hand-held routers equipped with chucks or adaptors.

Spiral Bits with Insert Knives & Chip-Breaker for Locksets



662



D mm	I mm	L mm	S mm	ORDER NO. Right-hand rotation
16	23/95*	150	16	662.160.11

Spare parts

790.230.2R	23x7x1.5mm 2-RT HWM knives
790.230.3R	23x7x1.5mm 3-RT HWM knives
990.082.00	M3x4mm T9 Torx screw
991.069.00	T9 Torx key

* The 95mm length is achieved in 4-5 passes.

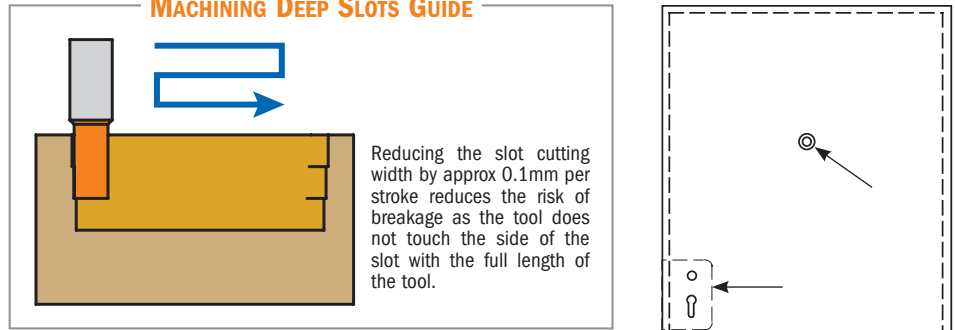
TECHNICAL DETAILS:

- Densimet® tungsten heavy metal alloys for low-vibration.
- 2 cutting edges [Z2R].
- Chip-breaker teeth.


APPLICATION:

used for ripping, template routing, panel sizing and any routing application on solid wood, or wood composites. Can be used at a high feed speed on well-clamped workpieces. Can be used on machining centres, point-to-point boring machines, CNC routers and hand-held routers equipped with chucks or adaptors.

MACHINING DEEP SLOTS GUIDE



Upcut Spiral Bits with Chipbreaker for Glue-Laminated Wooden Beams



195



D mm	I mm	L mm	S mm	ORDER NO. Right-hand rotation
□ 30	170	235	30	Y195.300.51
40	165	235	30	195.400.51
50	215	295	30	195.500.51

□ On request

We manufacture bits without chipbreaker, with left-hand rotation and also in custom dimensions.

TECHNICAL DETAILS:

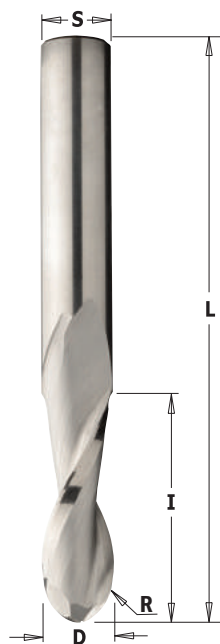
- High speed cobalt steel.
- 3 upcut spiral cutting edges with chipbreaker [Z3R].
- Resharpenable cutters.
- Max 6000~10000 RPM.
- Maximum feed speed 2m/minute.
- **Upward chip ejection.**

APPLICATION:

used for cutting, copying, and routing on glue-laminated wooden beams. To be inserted on Hundegger machines.

SAW BLADES
JIG SAW BLADES
SAW BLADES
SAW BLADES
TOOLS FOR MULTI-CUTTERS
TOOLS WITH BORE & KNIVES
ROUTER BITS & SETS
CNC ROUTER CUTTER & CHUCKS
INDUSTRIAL DOWEL DRILLS
BITS FOR HAND POWER TOOLS
HOLE SAW BLADES
POWER TOOLS & ACCESSORIES
DISPLAY CABINETS & SPARE PARTS

Round Nose Solid Carbide Upcut Spiral Bits



199



D mm	R mm	I mm	L mm	S mm	ORDER NO. Right-hand rotation
3,18	1,6	12,7	50,8	6,35	199.001.11
6	3	27	70	6	199.060.11
6,35	3,18	25,4	63,5	6,35	199.008.11
8	4	32	80	8	199.081.11
9,52	4,76	28,57	76,2	9,52	199.504.11
10	5	32	80	10	199.100.11
12	6	35	80	12	199.120.11
12,7	6,35	31,75	76,2	12,7	199.505.11
15,88	7,94	57,15	109,5	15,88	199.509.11
16	8	55	110	16	199.160.11
19,05	9,52	57,15	109,5	19,05	199.511.11

TECHNICAL DETAILS:

- Premium quality HWM.
- 2 upcut spiral cutting edges [Z2].
- Excellent finish on the lower side of the work piece.
- **Upward chip ejection.**

APPLICATION:

used for ripping, template routing, panel sizing and any routing application on solid wood, wood composites, plastic materials and laminates. Can be used at a high feed speed on well-clamped workpieces.

For use on machining centers, point-to-point boring machines, CNC routers and hand-held routers equipped with chucks or adaptors.

DP Router Cutters with Shear Angle



141



D mm	I mm	L mm	S mm	Z	ORDER NO. Right-hand rotation
6	8	65	12x40	1	141.060.61
8	12	65	12x40	1	141.080.61
*10	22	75	12x40	1+1	141.101.61


TECHNICAL DETAILS:

- Super strength steel.
- DP cutting edge.
- HW plunging tip for diagonal plunge-cutting.
- Resharpenable cutter (max 3 times).
- Max feed speed 4 m/min.

APPLICATION:

to be used on all CNC routers for jointing and sizing of solid wood and wood-based panels.

40X
LONGER LIFE
THAN CARBIDE



*** Z1+1
CONSTRUCTION
FOR 141.101.61
ITEM**

DP Router Cutters with Shear Angle



140



D mm	I mm	L mm	S mm	Z	ORDER NO. Right-hand rotation
10	25	72	12x40	1+1 (3 DP+1 HW)	140.03956
12	27	75	12x40	1+1 (3 DP+1 HW)	140.120.61
12	35	85	12x40	1+1 (4 DP+1 HW)	140.121.61
12,7	27	75	12,7x40	1+1 (3 DP+1 HW)	140.127.61
12,7	35	85	12,7x40	1+1 (4 DP+1 HW)	140.128.61
15,87	27	85	15,87x50	1+1 (5 DP+1 HW)	140.158.61
15,87	45	103	15,87x50	1+1 (5 DP+1 HW)	140.159.61
16	27	85	16x50	1+1 (3 DP+1 HW)	140.160.61
16	35	93	16x50	1+1 (4 DP+1 HW)	140.161.61
18	27	85	20x50	1+1 (3 DP+1 HW)	140.180.61
18	35	95	20x50	1+1 (4 DP+1 HW)	140.181.61
18	45	105	20x50	1+1 (5 DP+1 HW)	140.182.61
19,05	27	85	19,05x50	1+1 (3 DP+1 HW)	140.190.61
19,05	45	105	19,05x50	1+1 (5 DP+1 HW)	140.192.61
20	27	85	20x50	1+1 (3 DP+1 HW)	140.200.61
20	35	95	20x50	1+1 (4 DP+1 HW)	140.201.61
20	45	105	20x50	1+1 (5 DP+1 HW)	140.202.61
20	55	115	20x50	1+1 (6 DP+1 HW)	140.203.61

TECHNICAL DETAILS:

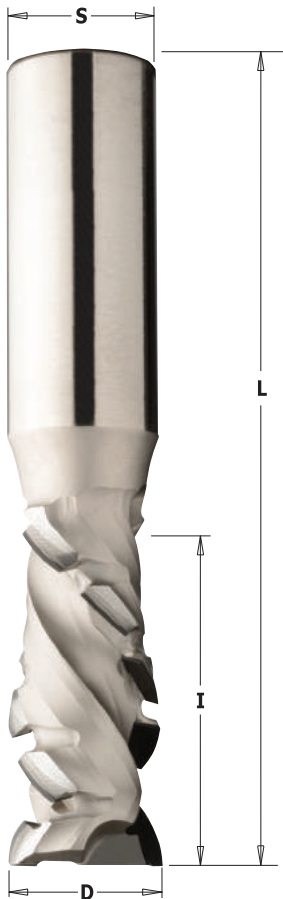
- Super strength steel.
- DP cutting edge.
- HW plunging tip for diagonal plunge-cutting (Z-axis tool entrance).
- Resharpenable cutter (max 3 times).
- Max feed speed 5 m/min.

APPLICATION:

to be used on all CNC routers for jointing, rabbeting, grooving and copying of raw material, melamine and laminates, MDF, HPL and veneered panels.



Diamond Router Cutters with 45° Shear Angle



140



D mm	I mm	L mm	S mm	Z	ORDER NO. Right-hand rotation
20	25	85	20x50	1+1 (6 DP+1 HW)	140.720.61
20	35	95	20x50	1+1 (8 DP+1 HW)	140.721.61
20	45	105	20x50	1+1 (10 DP+1 HW)	140.722.61

TECHNICAL DETAILS:

- Super strength steel.
- "H4" diamond cutting edges featuring 45° shear angle.
- HW plunging tip for plunge cutting.
- Resharpenable cutters (max 8-9 times).
- Maximum feed speed 5m/minute.

APPLICATION:

to be used on all CNC routers for jointing, rabbeting, grooving and copying of raw material, melamine and laminates, MDF, HPL and veneered panels.



SAW BLADES
JIG SAW BLADES
SAW BLADES
TOOLS FOR MULTI-CUTTERS
TOOLS WITH BORE & KNIVES
ROUTER BITS & SETS
CNC ROUTER CUTTER & CHUCKS
INDUSTRIAL DOWEL DRILLS
BITS FOR HAND POWER TOOLS
HOLE SAW BLADES
POWER TOOLS & ACCESSORIES
DISPLAY CABINETS & SPARE PARTS

DP Router Cutters with Shear Angle



142



D mm	I mm	L mm	S mm	Z	ORDER NO. Right-hand rotation
20	27	85	20x50	2+2 (6 DP+1 HW)	142.200.61
20	36	95	20x50	2+2 (8 DP+1 HW)	142.201.61
20	45	105	20x50	2+2 (10 DP+1 HW)	142.202.61
20	55	115	20x50	2+2 (12 DP+1 HW)	142.203.61
25	27	90	25x55	2+2 (6 DP+1 HW)	142.250.61
25	36	100	25x55	2+2 (8 DP+1 HW)	142.251.61
25	45	110	25x55	2+2 (10 DP+1 HW)	142.252.61
25	55	120	25x55	2+2 (12 DP+1 HW)	142.253.61

TECHNICAL DETAILS:

- Super strength steel.
- DP cutting edge.
- HW plunging tip for diagonal plunge-cutting (Z-axis tool entrance).
- Resharpenable cutter (max 3 times).
- Max feed speed 10 m/min.

APPLICATION:

to be used on all CNC routers for jointing, rabbeting, grooving, copying and dividing cuts of raw material, melamine and laminates, MDF, HPL and veneered panels.

40X
LONGER LIFE
THAN CARBIDE



Diamond Router Cutters with 20° Shear Angle



142



D mm	I mm	L mm	S mm	Z	ORDER NO. Right-hand rotation
20	25	85	20x45	2+2 (8 DP+1 HW)	142.720.61
20	30	90	20x45	2+2 (10 DP+1 HW)	142.721.61
20	35	95	20x45	2+2 (12 DP+1 HW)	142.722.61
20	40	100	20x45	2+2 (14 DP+1 HW)	142.723.61
20	45	105	20x45	2+2 (16 DP+1 HW)	142.724.61
20	50	110	20x45	2+2 (18 DP+1 HW)	142.725.61
20	55	115	20x45	2+2 (20 DP+1 HW)	142.726.61

TECHNICAL DETAILS:

- Super strength steel.
- "H4" diamond cutting edges featuring 20° shear angle.
- HW plunging tip for diagonal plunge-cutting (Z-axis tool entrance).
- Resharpenable cutters (max 8-10 times).
- Maximum feed speed 20m/minute.

APPLICATION:

used on all CNC routers for jointing, rabbeting, grooving, copying and dividing raw material, melamine, laminated, MDF, HPL and veneered panels.

40X
LONGER LIFE
THAN CARBIDE



DP Router Cutters with Shear Angle for Nesting (Densimet® Tungsten Heavy Metal Alloys)



143



D mm	I mm	L mm	S mm	Z	ORDER NO. Right-hand rotation
12	25	70	12x40	3 (9 DP)	143.120.61
12	31	80	12x40	3 (12 DP)	143.121.61

TECHNICAL DETAILS:

- Densimet® tungsten heavy metal alloys for low-vibration.
- DP cutting edge.
- Resharpenable cutter (max 6 times).
- Max feed speed 25 m/min.

APPLICATION:

to be used on all CNC routers for jointing, rabbeting, grooving, copying and dividing cuts of raw material, melamine and laminates, MDF, HPL and veneered panels. High performance on pre-and finish-routing.

40X
LONGER LIFE
THAN CARBIDE

DP Spiral Router Cutters with Shear Angle



143



	D mm	I mm	L mm	S mm	Z	ORDER NO. Right-hand rotation
new	18	25	82	20x50	3 (10 DP+1 HW)	143.180.61
new	18	30	87	20x50	3 (13 DP+1 HW)	143.181.61
new	18	35	92	20x50	3 (15 DP+1 HW)	143.182.61
new	20	25	82	20x50	3 (10 DP+1 HW)	143.200.61
new	20	30	85	20x50	3 (13 DP+1 HW)	143.201.61
new	20	35	92,5	20x50	3 (15 DP+1 HW)	143.202.61
new	20	40	97	20x50	3 (18 DP+1 HW)	143.203.61
new	20	45	102	20x50	3 (21 DP+1 HW)	143.204.61
new	20	50	106,5	20x50	3 (24 DP+1 HW)	143.205.61
new	20	55	111	20x50	3 (27 DP+1 HW)	143.206.61
new	20	60	116,5	20x50	3 (30 DP+1 HW)	143.207.61
new	20	65	121,5	20x50	3 (31 DP+1 HW)	143.208.61
	22	30	92	25x50	3 (12 DP+1 HW)	143.220.61
□	22	35	97	25x50	3 (15 DP+1 HW)	143.221.61
	22	40	102	25x50	3 (18 DP+1 HW)	143.222.61
□	22	45	107	25x50	3 (20 DP+1 HW)	143.223.61
	22	50	112	25x50	3 (21 DP+1 HW)	143.224.61
□	22	55	117	25x50	3 (24 DP+1 HW)	143.225.61
	22	60	122	25x50	3 (30 DP+1 HW)	143.226.61
□	22	65	127	25x50	3 (31 DP+1 HW)	143.227.61
□	22	70	132	25x50	3 (36 DP+1 HW)	143.228.61

□ On request

TECHNICAL DETAILS:

- Super strength steel.
- DP cutting edge.
- HW plunging tip for diagonal plunge-cutting (Z-axis tool entrance).
- Resharpenable cutter (max 10/12 times).
- Max feed speed 25 m/min.



Diamond Router Cutters with 40° Shear Angle



145



	D mm	I mm	L mm	S mm	Z	ORDER NO. Right-hand rotation
□	50	23	80	25x55	3+3 (9 DP)	145.501.61
□	50	23	80	25x55	4+4 (12 DP)	145.511.61
□	50	28	85	25x55	3+3 (15 DP)	145.502.61
□	50	28	85	25x55	4+4 (20 DP)	145.512.61
□	50	38	95	25x55	3+3 (21 DP)	145.503.61
□	50	38	95	25x55	4+4 (28 DP)	145.513.61

□ On request

TECHNICAL DETAILS:

- Super strength steel.
- "H4" diamond cutting edges featuring 40° shear angle.
- Resharpenable cutters (max 8-10 times).
- Maximum feed speed 30m/minute.


APPLICATION:

used on all CNC routers for jointing, rabbeting, grooving, copying and dividing raw material, melamine, laminated, MDF, HPL and veneered panels. High performance routing.



SAW BLADES
JIG SAW BLADES
SAW BLADES
SAW BLADES
TOOLS FOR MULTI-CUTTERS
TOOLS WITH BORE & KNIVES
ROUTER BITS & SETS
CNC ROUTER CUTTER & CHUCKS
INDUSTRIAL DOWEL DRILLS
BITS FOR HAND POWER TOOLS
HOLE SAW BLADES
POWER TOOLS & ACCESSORIES
DISPLAY CABINETS & SPARE PARTS

Solid Carbide Router Cutters



174




D mm	I mm	L mm	S mm	ORDER NO. Right-hand rotation
3	10	55	8	174.030.11
4	10	55	8	174.040.11
5	12	55	8	174.050.11
6	14	55	8	174.060.11
7	20	55	8	174.070.11

TECHNICAL DETAILS:

- Premium quality HWM.
- 2 radial relief cutting edges [Z2].

Router Cutters



174



D mm	I mm	L mm	S mm	ORDER NO. Right-hand rotation
8	20	55	8	174.080.11
8	30	70	8	174.081.11
8	40	90	8	174.082.11
9	20	55	8	174.090.11
10	20	60	8	174.100.11
10	30	70	8	174.102.11
10	40	90	8	174.101.11
11	20	60	8	174.110.11
12	20	60	8	174.120.11
12	30	70	8	174.122.11
12	40	90	8	174.121.11
13	20	60	8	174.130.11
14	20	60	8	174.140.11
14	30	70	8	174.142.11
14	40	90	8	174.141.11
15	20	60	8	174.150.11
16	20	70	8	174.160.11
16	30	70	8	174.162.11
16	40	90	8	174.161.11
18	20	70	8	174.180.11
18	30	70	8	174.181.11
18	40	80	8	174.182.11
19	20	70	8	174.190.11
20	20	70	8	174.200.11
20	30	70	8	174.201.11
20	40	90	8	174.202.11
22	20	70	8	174.220.11
22	30	70	8	174.221.11
22	40	90	8	174.222.11
24	20	70	8	174.240.11
24	30	70	8	174.241.11
24	40	90	8	174.242.11
25	20	70	8	174.250.11
26	20	70	8	174.260.11
26	30	70	8	174.261.11
28	20	70	8	174.280.11
28	30	70	8	174.281.11
29	20	70	8	174.290.11
30	20	70	8	174.300.11

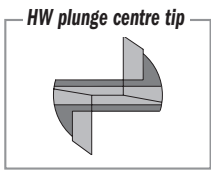



TECHNICAL DETAILS:

- Super strength steel.
- 2 precision ground HW cutting edges and 1 HW plunge centre tip [Z2+1].

APPLICATION:

used for drilling, grooving or jointing on solid wood and wood composites.
 Can be used on machining centres, CNC routers and hand-held routers equipped with chucks or adaptors.



112



D	I	L	S	ORDER NO.
mm	mm	mm	mm	Right-hand rotation
3	10	48	9,5	112.030.11
4	10	48	9,5	112.040.11
5	12	39	9,5	112.050.11
6	14	41	9,5	112.060.11
7	16	43	9,5	112.070.11
8	18	48	9,5	112.080.11
8	30	60	9,5	112.081.11
9	20	52	9,5	112.090.11
10*	22	52	9,5	112.100.11
10*	35	65	9,5	112.101.11
11*	26	52	9,5	112.110.11
12*	26	52	9,5	112.120.11

* Super strength steel
2 precision ground HW cutting edges [Z2+1]

TECHNICAL DETAILS:
- Premium quality HWM.
- 2 radial relief cutting edges [Z2+1].

Router Cutters



113

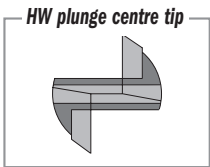


D	I	L	S	ORDER NO.
mm	mm	mm	mm	Right-hand rotation
12	26	52	12	113.120.11
12	40	70	12	113.121.11
13	26	52	12	113.130.11
14	28	56	12	113.140.11
14	40	72	12	113.141.11
15	32	60	12	113.150.11
16	32	60	12	113.160.11
16	40	72	12	113.161.11
17	35	64	12	113.170.11
18	35	64	12	113.180.11
19	38	68	12	113.190.11
20	38	68	12	113.200.11
22	40	72	12	113.220.11
24	40	72	12	113.240.11
25	40	72	12	113.250.11
26	42	74	12	113.260.11
28	42	74	12	113.280.11
30	42	74	12	113.300.11

TECHNICAL DETAILS:
- Super strength steel.
- 2 precision ground HW cutting edges and 1 HW plunge centre tip [Z2+1].

APPLICATION:
used for grooving, jointing and routing on solid wood, wood composites, plastic materials and laminates.

Router Cutters



TECHNICAL DETAILS:

- Premium quality HWM.
- 2 radial relief cutting edges [Z2].
- 1 HW [Z1] plunge centre tip.

APPLICATION:

for grooving, jointing and routing on solid wood, wood composites, plastic materials and laminates.

175



D mm	I mm	L mm	S mm	ORDER NO. Right-hand rotation
• 4	10	65	10	175.040.11
• 5	12	65	10	175.050.11
• 6	14	65	10	175.060.11
• 7	17	65	10	175.070.11
8	20	65	10	175.080.11
10	25	70	10	175.100.11
12	25	70	10	175.120.11
14	25	70	10	175.140.11
15	25	70	10	175.150.11
16	25	70	10	175.160.11
18	25	70	10	175.180.11
20	25	70	10	175.200.11
22	25	70	10	175.220.11
24	25	70	10	175.240.11
25	25	70	10	175.250.11
26	25	70	10	175.260.11
30	25	70	10	175.300.11
35	25	70	10	175.350.11

• HWM

176



D mm	I mm	L mm	S mm	ORDER NO. Right-hand rotation
10	40	87	10	176.100.11
12	40	87	10	176.120.11
14	40	87	10	176.140.11
15	40	87	10	176.150.11
16	40	87	10	176.160.11
18	40	87	10	176.180.11
20	40	87	10	176.200.11

177




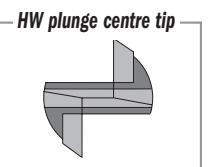
D mm	I mm	L mm	S mm	ORDER NO. Right-hand rotation
10	35	90	12	177.100.11
12	35	90	12	177.120.11
12	50	100	12	177.121.11
14	35	90	12	177.140.11
16	35	90	12	177.160.11
16	60	110	12	177.161.11
18	35	90	12	177.180.11
18	60	110	12	177.181.11
20	35	90	12	177.200.11
22	35	90	12	177.220.11
24	35	90	12	177.240.11
25	35	90	12	177.250.11
26	35	90	12	177.260.11
28	35	90	12	177.280.11
30	35	90	12	177.300.11
35	35	90	12	177.350.11

TECHNICAL DETAILS:

- Super strength steel.
- 2 precision ground HW cutting edges and 1 HW plunge centre tip [Z2+1].

APPLICATION:

used for grooving, jointing and general routing operation on solid wood, wood composites, plastics and laminates. Can be used on machining centres, CNC routers and hand-held routers.



SAW BLADES
 JIG SAW BLADES
 SABRE SAW BLADES
 TOOLS FOR MULTI-CUTTERS
 TOOLS WITH BORE & KNIVES
 ROUTER BITS & SETS
 CNC ROUTER CUTTER & CHUCKS
 INDUSTRIAL DOWEL DRILLS
 BITS FOR HAND POWER TOOLS
 HOLE SAW BLADES
 POWER TOOLS & ACCESSORIES
 DISPLAY CABINETS & SPARE PARTS

Straight Router Cutters with Insert Knives



653



D mm	I mm	L mm	S mm	Spare knives		ORDER NO. Right-hand rotation
				side	top	
16	28,3	92	20	790.283.12	790.075.00	653.661.11
16	48,3	111,5	20	790.483.12	790.075.00	653.662.11
18	48,3	111,5	20	790.483.12	790.075.00	653.681.11
20	48,3	111,5	20	790.483.12	790.096.00	653.701.11

Spare parts

790.075.00	7,5x12x1,5mm knife
790.096.00	9,6x12x1,5mm knife
790.283.12	28,3x12x1,5mm knife
790.483.12	48,3x12x1,5mm knife
990.072.00	M3,5x3,5mm Torx screw
990.074.00	M4x3,5mm Torx screw
990.075.00	M4x6mm Torx screw
991.061.00	T15 Torx key

TECHNICAL DETAILS:

- Super strength steel.
- 2 cutting edges [Z1+1].

APPLICATION:

straight router bit with one replaceable plunging knife and one-sided knife fixed by special Torx screws. The body is precision balanced. For finishing and routing, plunge cutting and grooving in board materials (laminated chipboards, MDF) and hardwood. For use on CNC machining centres.

Spoilboard Surfacing Router Cutters with Insert Knives



663



D mm	I mm	L mm	S mm	ORDER NO. Right-hand rotation	Spare parts	
60	12	80	12x50	663.004.11	790.120.03	990.075.00
80	12	90	20x60	663.003.11	790.120.03	990.075.00

Spare parts

991.061.00	T15 Torx key
990.036.00	M8x25mm TE screw (only for 663.003.11)
990.020.00	Hex nut for threaded arbors M8 (only for 663.003.11)

The screw 990.036.00 and the nut 990.020.00 (on the shank) only fit item 663.003.11

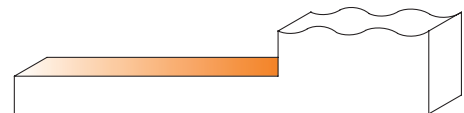
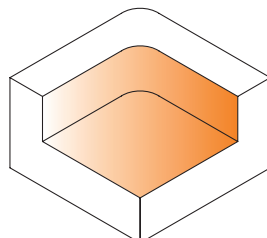
TECHNICAL DETAILS:

- Super strength steel.
- 3 cutting edges [Z3].

APPLICATION:

the new router bit for CNC routers is ideal for fast removal of material over a large surface area leaving an improved finish at the bottom of the cut. Used on soft and hardwood, particle board and MDF. The cutter uses 4-sided inserts in super micrograin carbide.


A cost effective solution compared to brazed router bits and solid carbide spiral bits.



Drawings are 1:2 scale

Adjustable Chamfering CNC Cutter

663.201.11



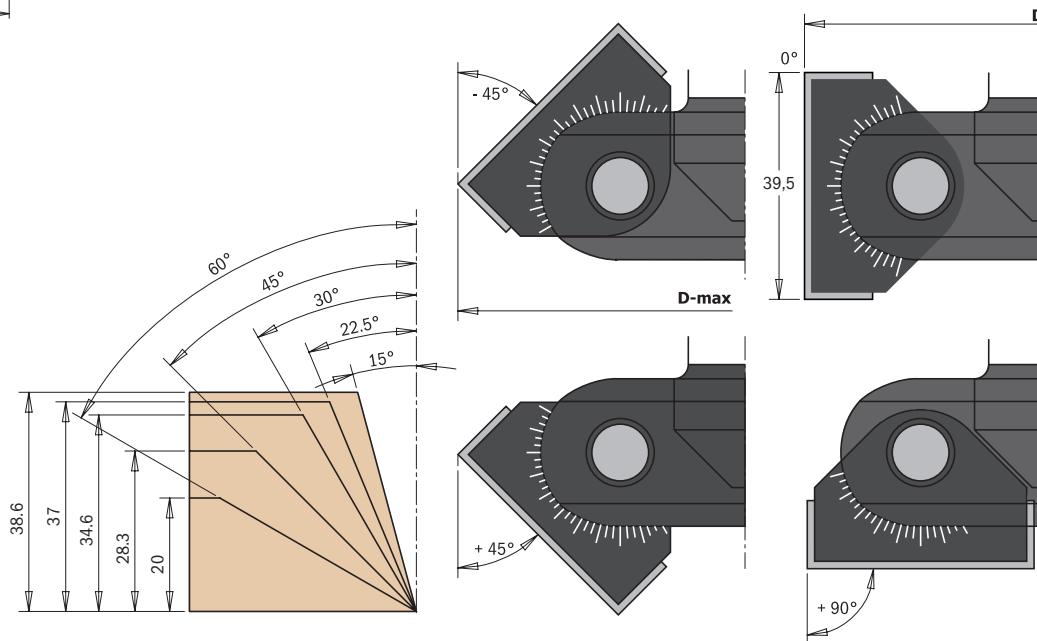
D mm	D_Max 45° mm	I mm	A	L mm	S mm	ORDER NO. Right-hand rotation
85	102	39,5	0°-45° - 0°+90°	92	20	663.201.11

Spare parts

790.395.12	39,5x12x1,5mm knife
663.999.01	38x6x12mm wedge
990.087.00	M6x8mm STEI screw (4x2mm threaded pin)
991.067.00	3mm hex key
663.999.02	Kit with 2 wedges and 1 screw for blocking rotation
990.099.00	M8x25mm TCEI screw
990.023.00	M8 (4mm) nut
991.081.00	4mm "T" hex key

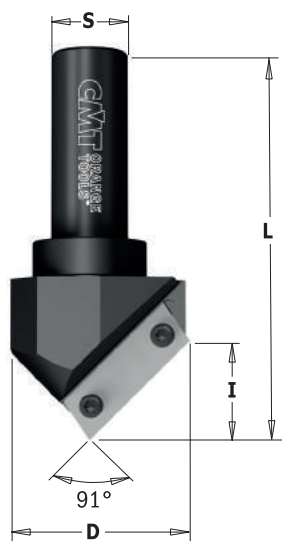
TECHNICAL DETAILS: tool body in steel, two TC reversible knives in swiveling blade carriers. Cutting on periphery and both sides. Swiveling range towards top 0-45°, toward bottom 0-90°, infinitely variable adjustment according to precise scale. With positive stops at 7,5° through adjustment aide. No displacement of adjusted beveling angle when replacing blades. Right-hand rotation.

APPLICATION: for jointing, rebating and chamfering of solid wood and wooden boards. Suitable for CNC router machines and stationary router machine with manual or mechanical feed.



V-Groove - Folding - Signmaking CNC Router Cutters with Insert Knives

663.101.11



D mm	I mm	L mm	S mm	ORDER NO. Right-hand rotation
52	25	100	20	663.101.11

Spare parts

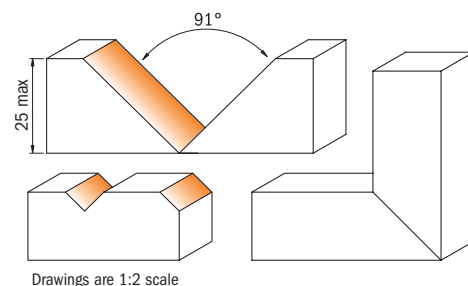
790.360.01	36x12x1,5mm knife
990.077.00	M3,5x7mm Torx screw
991.061.00	T15 Torx key

Optional

S790.360.03	36x12x1,5mm HW-SMG replaceable knife (4 cutting edges 35°)
-------------	--

TECHNICAL DETAILS:
- Super Strength steel.
- 1 cutting edges [Z1].

APPLICATION: this innovative CNC router bit offers you an endless range of possibilities for V-Groove, miter folds, signmaking, lettering and chamfer edges. The tool mounts a high grade HWM reversible knife ideal for general purpose, chipboard and plywood, but a higher quality is available for laminated and MDF material.





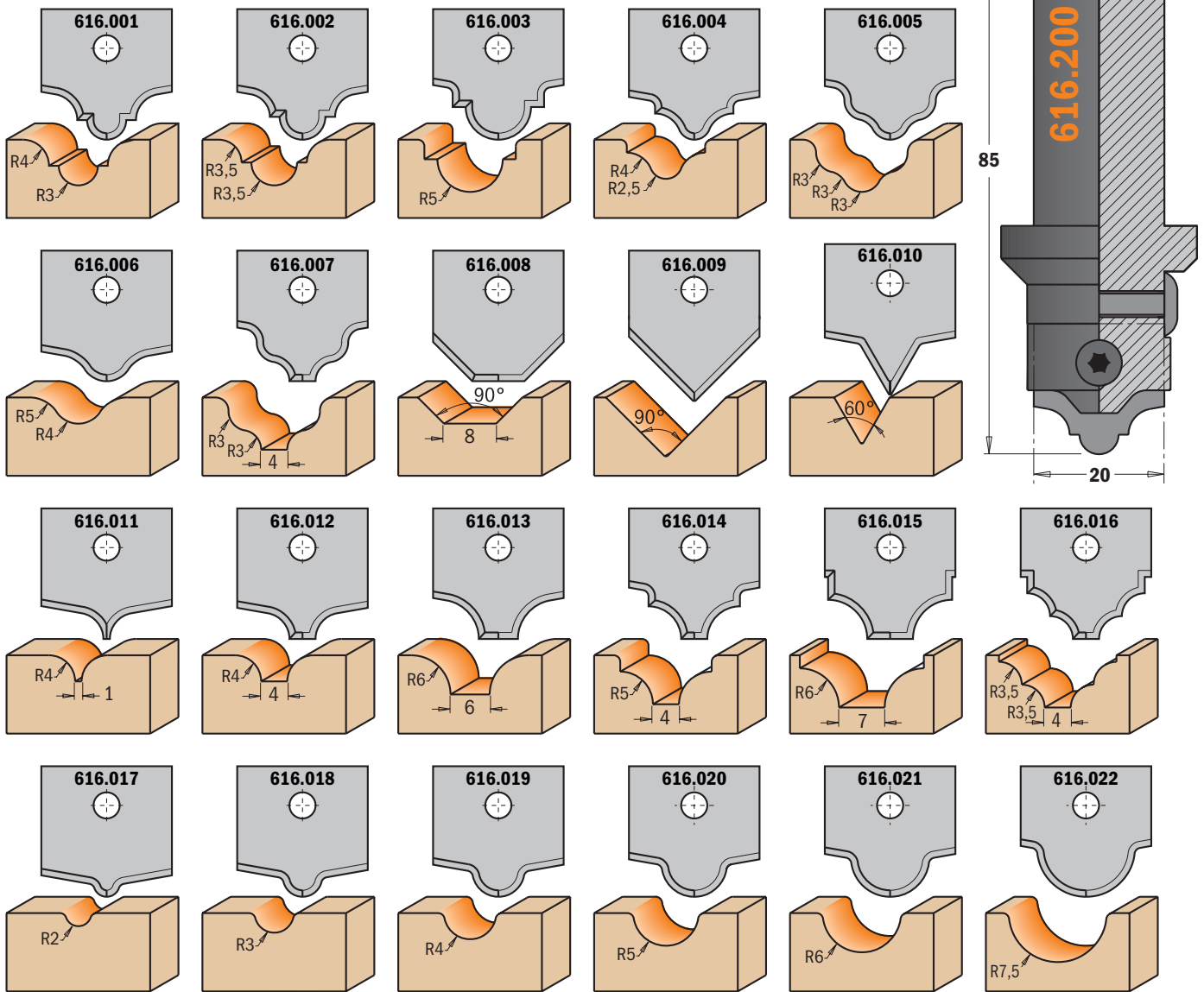
616.000.01

This unique system includes a tool body with 22 profile knives designed for multiple applications on your CNC routers. Ideal for MDF, laminates, veneers, plastic, wood and solid surface materials.



TECHNICAL DETAILS:

- Knives 20x20x2mm.
- We recommend re-sharpened that knives be on the profiled cutting edges.



Drawings are 1:1 scale

DESCRIPTION	S mm	ORDER NO. Right-hand rotation	Spare parts		
Complete Set for Decorating on MDF	20	616.000.01	616.200	990.077.00	991.061.00
Router cutter body with shank Ø20mm (insert knives not included)	20	616.200		990.077.00	991.061.00
Router cutter body with shank Ø12mm (insert knives not included)	12	616.120		990.077.00	991.061.00

REMARK: tool body and insert knives can be sold individually.

SAW BLADES
 JIG SAW BLADES
 SAW BLADES
 TOOLS FOR MULTI-CUTTERS
 TOOLS WITH BORE & KNIVES
 ROUTER BITS & SETS
 CNC ROUTER CUTTER & CHUCKS
 INDUSTRIAL DOWEL DRILLS
 BITS FOR HAND POWER TOOLS
 HOLE SAW BLADES
 POWER TOOLS & ACCESSORIES
 DISPLAY CABINETS & SPARE PARTS

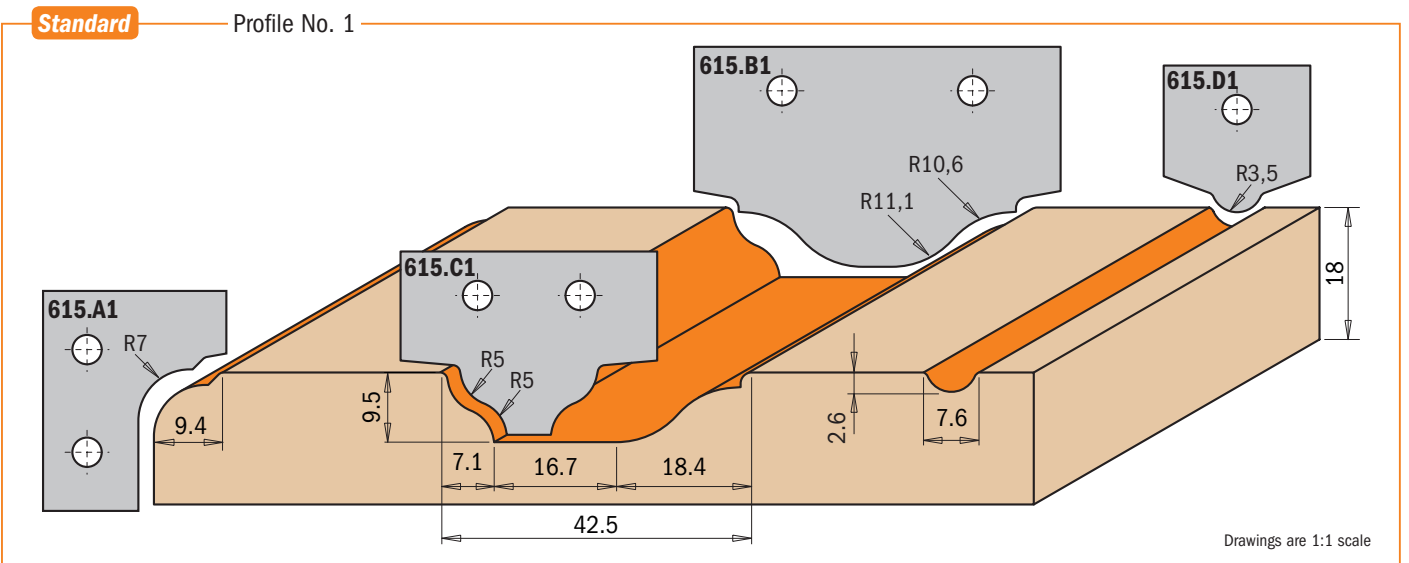
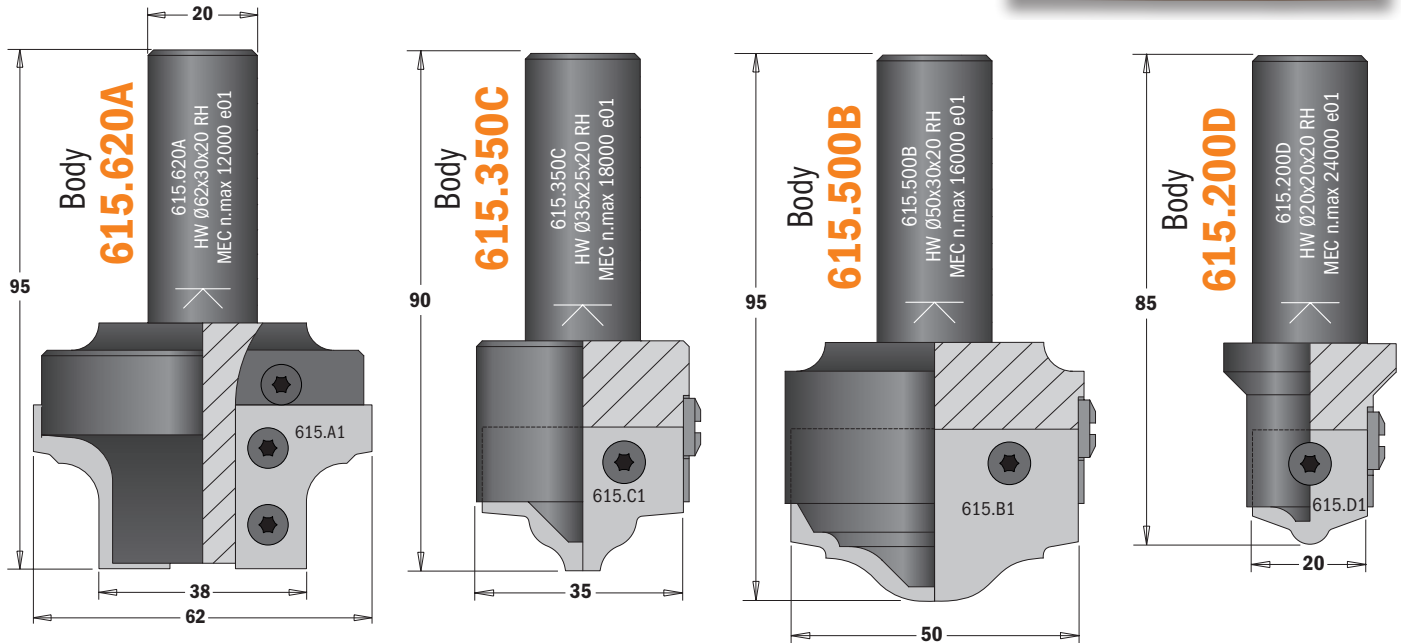
Complete Set for MDF Doors



615.004.01

Open some new doors with CMT. Our 4-piece set includes the most popular profile to make MDF panel doors for kitchens and bathrooms. Each bit is made from bar stock steel and is equipped with 5 different profile knives allowing enormous possibilities for easy and economical construction. The highest materials, the lowest tolerance in balancing and the precision in the sharpening of the knives let you obtain a smooth finish on your CNC machine.

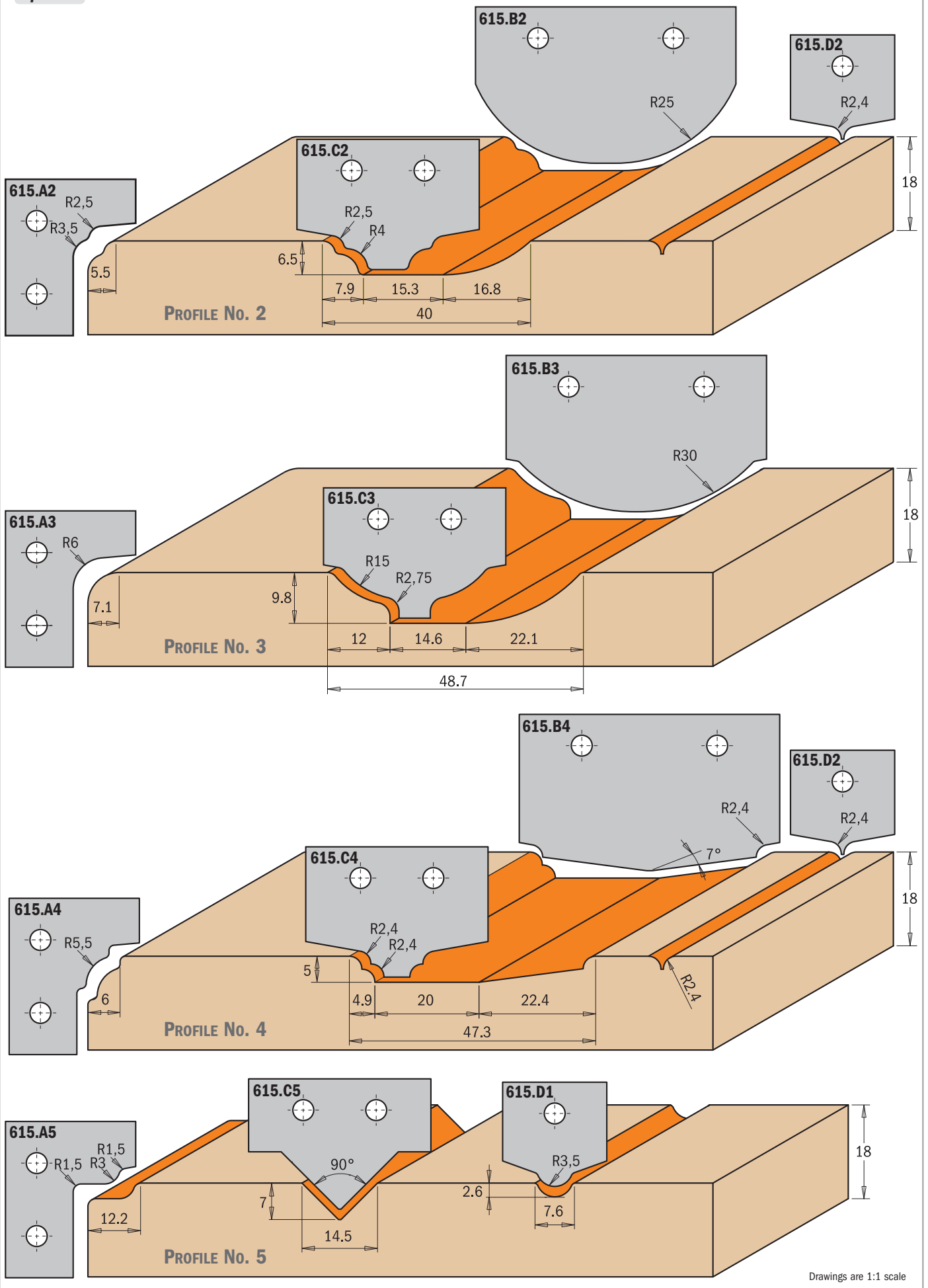
- Spare parts**
- 991.061.00 T15 Torx key
 - 990.073.00 M3,5x5mm Torx screw
 - 990.075.00 M4x6mm Torx screw
 - 990.077.00 M3,5x7mm Torx screw



Drawings are 1:1 scale

DESCRIPTION	S mm	ORDER NO. Right-hand rotation
Complete Set for MDF Doors (Profile no. 1)	20	615.004.01

Optional



Universal Profile Cutter for CNC Machines

new

CMT ORANGE TOOLS™



663.301.11

SP Z2 RH  

D	I	L	S	ORDER NO.
mm	mm	mm	mm	Right-hand rotation
65	40-50	93	20	663.301.11

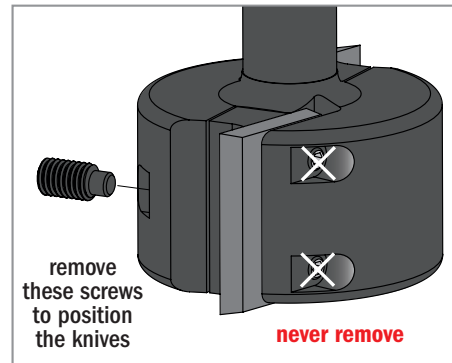
Spare parts
 692.999.01 38x15x16mm wedge for cutter
 990.068.00 M5x5mm TCEI screw
 991.064.00 Hex key 4mm

TECHNICAL DETAILS:

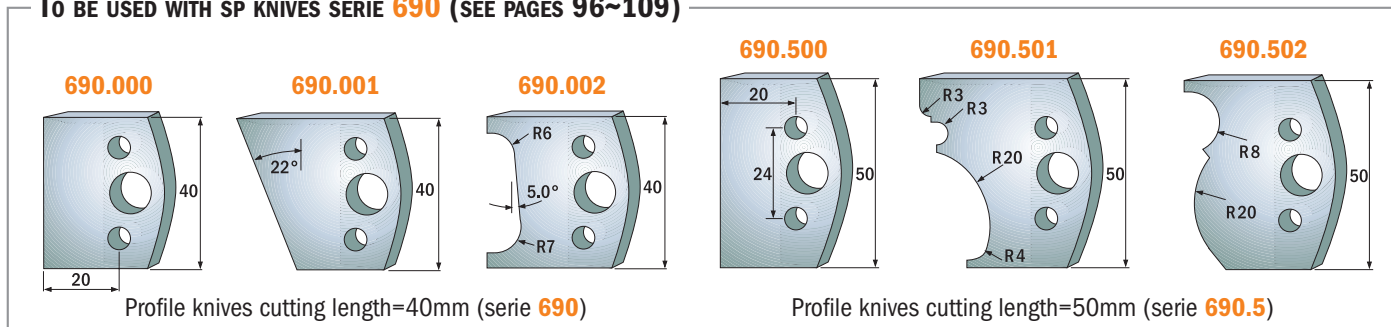
- Super Strength steel.
- 2 cutting edges [Z2] for knives 40x4mm and 50x4mm.

APPLICATION:

for universal profiling of solid wood on CNC router machines. For cutting width 40mm and 50mm (serie 690). Profile knives may only be ordered and used in pairs. For router machines with mechanical feed.



To be used with SP KNIVES SERIE 690 (SEE PAGES 96~109)



Slot & Mortise Boring Bits



163

HW Z2 RH 

D	L	S	ORDER NO.
mm	mm	mm	Right-hand rotation
12	100	M12x1	163.120.11
14	100	M12x1	163.140.11
16	100	M12x1	163.160.11

TECHNICAL DETAILS:

- Super strength steel.
- 2 HW precision ground cutting edges [Z2].

APPLICATION:

used for cutting mortises and slots in solid wood and wood composites. Assembled in chucks.

163

HL Z2 RH 

D	L	S	ORDER NO.
mm	mm	mm	Right-hand rotation
12	100	M12x1	163.120.31
14	100	M12x1	163.140.31
16	100	M12x1	163.160.31
18	100	M12x1	163.180.31

TECHNICAL DETAILS:

- Long lasting cutter performance.
- 2 HL precision ground cutting edges [Z2].

APPLICATION:

used for cutting mortises and slots in solid wood and wood composites. Assembled in chucks.

Slot & Mortise Boring Bits



164



D mm	L mm	S mm	ORDER NO. Right-hand rotation
18	100	M12x1	164.180.11
20	100	M12x1	164.200.11
22	100	M12x1	164.220.11

TECHNICAL DETAILS:

- Super strength steel.
- HW cutting head with precision balanced centre point.
- 2 HW precision ground cutting edges [Z2].
- 2 negatively ground spurs [V2].

APPLICATION:

used for drilling blind holes in solid wood, wood composites, plastic and laminated materials. Used on slot and mortise machines equipped with chucks.

164



D mm	L mm	S mm	ORDER NO. Right-hand rotation
15	100	M12x1	164.150.31
18	100	M12x1	164.180.31
20	100	M12x1	164.200.31
24	100	M12x1	164.240.31


TECHNICAL DETAILS:

- Long lasting cutter performance.
- HL cutting head with precision balanced centre point.
- 2 precision ground edges [Z2].
- 2 ground spurs [V2].

APPLICATION:

used for drilling blind holes in soft and hardwood. Used on slot and mortise machines equipped with chucks.

Slot & Mortise Boring Bits



166-167



d mm	D mm	I mm	L mm	S mm	ORDER NO. Right-hand rotation
11	19	62	155	M12x1	166.190.11
11	22	62	155	M12x1	166.220.11
12	19	62	155	M12x1	167.190.11
12	24	62	155	M12x1	167.240.11


TECHNICAL DETAILS:

- Super strength steel.
- 2 HW precision ground cutting edges [Z2].
- 2 negatively ground spurs [V2].

APPLICATION:

used for drilling and cutting mortise slots in solid wood, wood composites, plastic and laminated materials.

Slot Mortising Bits with Chip-Breaker



102



D mm	I mm	L mm	S mm	ORDER NO. Right-hand rotation	ORDER NO. Left-hand rotation
6	50	105	16	102.060.31	102.060.32
7	55	110	16	102.070.31	102.070.32
8	60	115	16	102.080.31	102.080.32
9	65	120	16	102.090.31	102.090.32
10	70	125	16	102.100.31	102.100.32
11	75	130	16	102.110.31	102.110.32
12	80	135	16	102.120.31	102.120.32
13	85	140	16	102.130.31	102.130.32
14	90	145	16	102.140.31	102.140.32
15	95	150	16	102.150.31	102.150.32
16	100	155	16	102.160.31	102.160.32
17	105	160	16	102.170.31	102.170.32
18	110	165	16	102.180.31	102.180.32
19	115	170	16	102.190.31	102.190.32
20	120	175	16	102.200.31	102.200.32
22	125	180	16	102.220.31	102.220.32
24	125	180	16	102.240.31	102.240.32

172

D mm	I mm	L mm	S mm	ORDER NO. Right-hand rotation	ORDER NO. Left-hand rotation
6	50	105	13	172.060.31	172.060.32
7	55	110	13	172.070.31	172.070.32
8	60	115	13	172.080.31	172.080.32
9	65	120	13	172.090.31	172.090.32
10	70	125	13	172.100.31	172.100.32
11	75	130	13	172.110.31	172.110.32
12	80	135	13	172.120.31	172.120.32
13	85	140	13	172.130.31	172.130.32
14	90	145	13	172.140.31	172.140.32
15	95	150	13	172.150.31	172.150.32
16	100	155	13	172.160.31	172.160.32
18	110	165	13	172.180.31	172.180.32
20	120	175	13	172.200.31	172.200.32

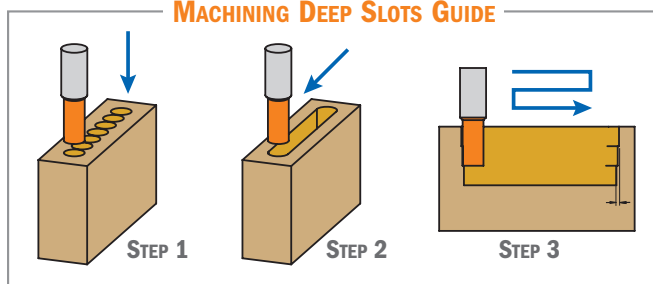
TECHNICAL DETAILS:

- Long-lasting cutting performance.
- 2 HL precision ground straight cutting edges with chip-breaker teeth [Z2R].

APPLICATION:

for cutting mortise slots in soft and hardwood. Used on machining centres equipped with chucks.

MACHINING DEEP SLOTS GUIDE



6-Piece Mortising Bit Sets

102-172




Ideal for heavy mortise jobs. Made of super strength high speed steel and available in left-hand or right-hand rotation. Safely packaged in a hardwood and glass box for protection, these sets are economical and a perfect addition to any workshop.

S mm	D mm	ORDER NO. Right-hand rotation	ORDER NO. Left-hand rotation
16	6-8-10-12-14-16	102.001.00	102.001.10
13	6-8-10-12-14-16	172.001.00	172.001.10



Twisted Slot Mortising Bits with Chip-Breaker



161



D mm	I mm	L mm	S mm	ORDER NO. Right-hand rotation	ORDER NO. Left-hand rotation
6	60	120	16	161.060.31	161.060.32
8	70	130	16	161.080.31	161.080.32
10	80	140	16	161.100.31	161.100.32
12	90	150	16	161.120.31	161.120.32
14	100	160	16	161.140.31	161.140.32
16	110	170	16	161.160.31	161.160.32

160



D mm	I mm	L mm	S mm	ORDER NO. Right-hand rotation	ORDER NO. Left-hand rotation
6	60	120	13	160.060.31	160.060.32
8	70	130	13	160.080.31	160.080.32
10	80	140	13	160.100.31	160.100.32
12	90	150	13	160.120.31	160.120.32
14	100	160	13	160.140.31	160.140.32
16	110	170	13	160.160.31	160.160.32

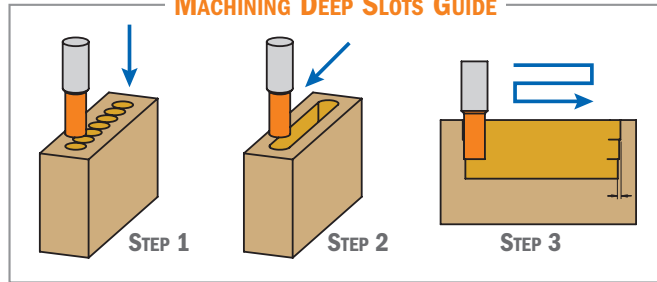
TECHNICAL DETAILS:

- Long-lasting cutting performance.
- 2 HS precision ground twisted cutting edges with chip-breaker teeth [Z2R].

APPLICATION:

for cutting mortise slots in soft and hardwood. Used on machining centres equipped with chucks. RPM 3000~5000

MACHINING DEEP SLOTS GUIDE



6-Piece Mortising Bit Sets



160-161

Ideal for heavy mortise jobs.


Made of super strength high speed steel and available in left-hand or right-hand rotation. Safely packaged in a hardwood and glass box for protection, these sets are economical and a perfect addition to any workshop.



S mm	D mm	ORDER NO. Right-hand rotation	ORDER NO. Left-hand rotation
16	6-8-10-12-14-16	161.001.00	161.001.10
13	6-8-10-12-14-16	160.001.00	160.001.10

SAW BLADES
JIG SAW BLADES
SAW BLADES
TOOLS FOR MULTI-CUTTERS
TOOLS WITH BORE & KNIVES
ROUTER BITS & SETS
CNC ROUTER CUTTER & CHUCKS
INDUSTRIAL DOWEL DRILLS
BITS FOR HAND POWER TOOLS
HOLE SAW BLADES
POWER TOOLS & ACCESSORIES
DISPLAY CABINETS & SPARE PARTS

Reciprocating Slot Mortising Bits



104



D mm	I mm	L mm	S mm	ORDER NO. Right-hand & Left-hand rotation
6	45	100	13	104.060.30
7	45	100	13	104.070.30
8	45	100	13	104.080.30
9	45	100	13	104.090.30
10	55	110	13	104.100.30
11	55	110	13	104.110.30
12	55	110	13	104.120.30
13	55	110	13	104.130.30
14	55	110	13	104.140.30
15	55	110	13	104.150.30
16	55	110	13	104.160.30

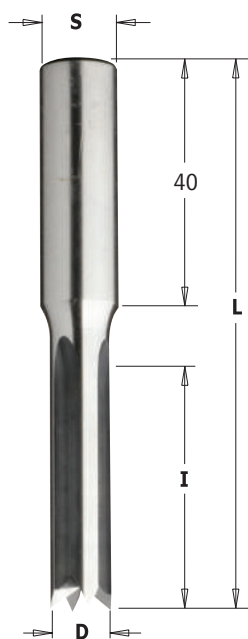
TECHNICAL DETAILS:

- Long-lasting cutting performance.
- 4 HL precision ground cutting edges [Z4].

APPLICATION:

used for cutting mortise slots in soft and hardwood. Used on machining centres equipped with chucks.

Reciprocating Slot Mortising Bits



105



D mm	I mm	L mm	S mm	ORDER NO. Right-hand & Left-hand rotation
6	28	73	10	105.060.30
7	28	73	10	105.070.30
8	28	73	10	105.080.30
9	28	73	10	105.090.30
10	28	73	10	105.100.30
11	28	73	10	105.110.30
12	28	73	10	105.120.30
13	28	73	10	105.130.30
14	28	73	10	105.140.30
15	28	73	10	105.150.30
16	28	73	10	105.160.30


TECHNICAL DETAILS:

- Long-lasting cutting performance.
- 4 HL precision ground cutting edges [Z4].

APPLICATION:

used for cutting mortise slots in soft and hardwood. Used on machining centres equipped with chucks.

Reciprocating Slot Mortising Bits



103



D mm	I mm	L mm	S mm	ORDER NO. Right-hand & Left-hand rotation
6	45	100	16	103.060.30
7	45	100	16	103.070.30
8	45	100	16	103.080.30
9	45	100	16	103.090.30
10	55	110	16	103.100.30
11	55	110	16	103.110.30
12	55	110	16	103.120.30
13	55	110	16	103.130.30
14	55	110	16	103.140.30
15	55	110	16	103.150.30
16	55	110	16	103.160.30


TECHNICAL DETAILS:

- Long-lasting cutter performance.
- 2 HL precision ground cutting edges [Z2].

APPLICATION:

used for cutting mortise slots in soft and hardwood. Used on machining centres equipped with chucks.

Reciprocating Slot Mortising Bits



179



D mm	I mm	L mm	S mm	ORDER NO. Right-hand & Left-hand rotation
6	45	90	13	179.060.50
7	50	95	13	179.070.50
8	50	95	13	179.080.50
9	55	100	13	179.090.50
10	60	105	13	179.100.50
11	65	110	13	179.110.50
12	70	115	13	179.120.50
13	75	120	13	179.130.50

TECHNICAL DETAILS:

- Long-lasting cutter performance.
- 2 HS precision ground cutting edges [Z2].

APPLICATION:

used for cutting mortise slots in soft and hardwood. Used on machining centres equipped with chucks.

Reciprocating Slot Mortising Bits



106




D mm	I mm	L mm	S mm	Z	ORDER NO. Right-hand & Left-hand rotation
6	25	60	12	2	106.060.30
7	25	60	12	2	106.070.30
8	25	60	12	2	106.080.30
9	25	60	12	2	106.090.30
10	25	60	12	4	106.100.30
11	25	60	12	4	106.110.30
12	25	60	12	4	106.120.30
13	25	60	12	4	106.130.30
14	25	60	12	4	106.140.30
15	25	60	12	4	106.150.30

TECHNICAL DETAILS:

- Long-lasting cutter performance.
- 2 or 4 HL precision ground cutting edges [Z2-Z4].

Slot Mortising Bits



107



D mm	I mm	L mm	S mm	ORDER NO. Right-hand rotation	ORDER NO. Left-hand rotation
6	55	110	16	107.060.31	107.060.32
8	55	110	16	107.080.31	107.080.32
10	55	110	16	107.100.31	107.100.32
12	55	110	16	107.120.31	107.120.32
14	60	115	16	107.140.31	107.140.32
16	60	115	16	107.160.31	107.160.32
18	60	115	16	107.180.31	107.180.32
20	60	115	16	107.200.31	107.200.32


TECHNICAL DETAILS:

- Long-lasting cutter performance.
- 3 HL precision ground cutting edges [Z3].

APPLICATION:

used for cutting mortise slots in soft and hardwood. Used in machining centres equipped with chucks.

INDUSTRIAL DOWEL DRILLS



PRODUCTS	PAGE
Adaptors	254~256
XTreme Solid Carbide Boring Bits	258-259
XTreme Boring Bits	260-261
Solid Carbide Twist Drills	262-263
2 Flute Dowel Drills	264-265
4 Flute Dowel Drills	266~268
Dowel Drills with Countersink	269
Through Hole Dowel Drills	270-271
Countersinks	272
Hinge Boring Bits	273-274
Dowel Drills with Threaded Shank	275~277

Adaptors



301

RH LH

B mm	D mm	S mm	ORDER NO. Right-hand rotation	ORDER NO. Left-hand rotation
8	16	M8	301.080.01	301.080.02
10	19,5	M8	301.000.01	301.000.02

FOR USE ON THE FOLLOWING MACHINES:
Nottmeyer (older models).

Spare parts



990.006.00 991.062.00



302

RH LH

B mm	D mm	S mm	ORDER NO. Right-hand rotation	ORDER NO. Left-hand rotation
8	16	M10	302.080.01	302.080.02
10	19,5	M10	302.000.01	302.000.02

FOR USE ON THE FOLLOWING MACHINES:
Ayen, Holzma, Knoevenagel, Mayer, Torwegge.

Spare parts



990.006.00 991.062.00



303

RH LH

B mm	D mm	S mm	ORDER NO. Right-hand rotation	ORDER NO. Left-hand rotation
8	16	M10/30°	303.080.01	303.080.02
10	19,5	M10/30°	303.000.01	303.000.02

FOR USE ON THE FOLLOWING MACHINES:
Alberti (older models).
Balestrini, Bilek, Busellato (older models).
Schleicher, Vitap (older models).

Spare parts



990.006.00 991.062.00



304

RH LH


B mm	D mm	S mm	ORDER NO. Right-hand rotation	ORDER NO. Left-hand rotation
8	16	M8/20° 48'	304.080.01	304.080.02
10	19,5	M8/20° 48'	304.000.01	304.000.02

FOR USE ON THE FOLLOWING MACHINES:
Balestrini, Bilek.

Spare parts



990.006.00 991.062.00




305

RH LH

B mm	D mm	S mm	ORDER NO. Right-hand rotation	ORDER NO. Left-hand rotation
8	16	M10/11	305.080.01	305.080.02
10	19,5	M10/11	305.000.01	305.000.02

FOR USE ON THE FOLLOWING MACHINES:
 Biesse (older models).
 Masterwood (Zangheri & Boschetti).
 Morbidelli, Torwegge, Vitap (new design).
 Weeke.

Spare parts



358

RH LH

B mm	D mm	S mm	ORDER NO. Right-hand rotation	ORDER NO. Left-hand rotation
8	16	M8/9	358.080.01	358.080.02
10	19,5	M8/9	358.000.01	358.000.02

FOR USE ON THE FOLLOWING MACHINES:
 Masterwood (Zangheri & Boschetti).
 Morbidelli, Nottmeyer (new design).

Spare parts



359

RH LH

B mm	D mm	S mm	ORDER NO. Right-hand rotation	ORDER NO. Left-hand rotation
10	19,5	M10	359.000.01	359.000.02

FOR USE ON THE FOLLOWING MACHINES:
 Scheer.

Spare parts



360.001

RH LH

B mm	D mm	ORDER NO. Right-hand rotation	ORDER NO. Left-hand rotation
10	20	360.001.01	360.001.02

FOR USE ON THE FOLLOWING MACHINES:
 For Biesse machines with quick drill change attachment.

Spare parts



Adaptors



360.101

 RH
LH

B mm	D mm	ORDER NO.
10	18	Right-hand & Left-hand rotation 360.101.00

FOR USE ON THE FOLLOWING MACHINES:
Vitap.

Spare parts



990.015.00 991.062.00



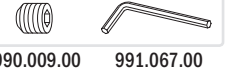
360.201

 RH
LH

B mm	D mm	ORDER NO.
10	19,25	Right-hand & Left-hand rotation 360.201.00

FOR USE ON THE FOLLOWING MACHINES:
Morbidelli.

Spare parts



990.009.00 991.067.00



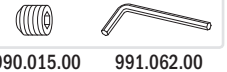
360.301

 RH
LH

B mm	D mm	ORDER NO.
10	19,4	Right-hand & Left-hand rotation 360.301.00

FOR USE ON THE FOLLOWING MACHINES:
Masterwood, Maggi, Griggio.

Spare parts



990.015.00 991.062.00



360.401

 RH
LH

B mm	D mm	ORDER NO.
10	20	Right-hand & Left-hand rotation 360.401.00

FOR USE ON THE FOLLOWING MACHINES:
Weeke.

Spare parts



990.009.00 991.067.00



990.088

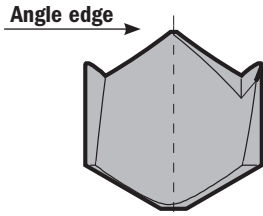
 RH
LH

DESCRIPTION	ORDER NO.
Retaining screw for Weeke machines	Right-hand & Left-hand rotation 990.088.00

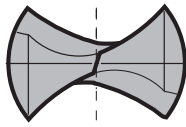
X TREME BORING BITS

Setting a new standard for performance and value

NEW DOWNCUT ROUND SHARPENING

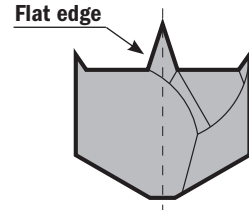


EXTRA-FINE MICROGRAIN CARBIDE

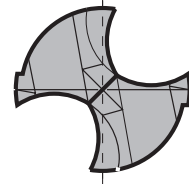


Reduced boring surface
for faster feed speed

STANDARD SHARPENING



STANDARD CARBIDE



Standard boring surface

The Finest Industrial Quality Micrograin Carbide

CMT makes the finest quality cutting edges. Produced by Ceratizit in Luxembourg, CMT's carbide tips are selected among many carbide grades to ensure longer endurance and higher impact resistance.

P.T.F.E. Coating

CMT's P.T.F.E. coating provides a non-stick surface preventing any residue accumulation on the bit body. Baked on at 420°, this unique industrial material is specifically designed to fit woodworking tool requirements.

Highly-Resistant Steel Body

Our bit bodies and shanks are machined from solid bar stock steel made by Von Moos Steel in Switzerland. The main mechanical properties are:

- superior strength
- high level uniformity
- minimal distortion
- exceptional resistance to fatigue and abrasion.



Micrograin Carbide Sharpening

Sharpening on the carbide cutting edges provides a 0,4µ/mm micrograin finish. This is processed on automated CNC machines equipped with as many as 6 axes for maximum accuracy

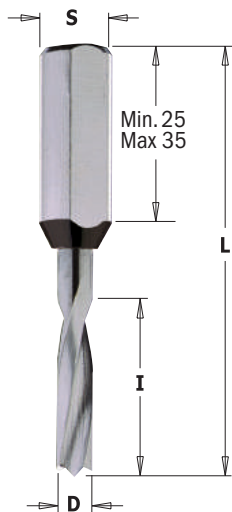
Special Metal Shock Resistant Brazing

Micrograin carbide tips are applied with a special brazing compound. This allows a higher brazing temperature than other methods and guarantees a solid bond of every tip on every bit.

Steel Shank Grinding

CMT grinds the steel shank to a micrograin finish of 0,8µ/mm. The smooth finish on the shank determines how well the drills fit into your machine. Rough grinding results in a poor chuck grip and in a poor wobbly rotation.

Solid Carbide Dowel Drills



310.21/22 XTREME

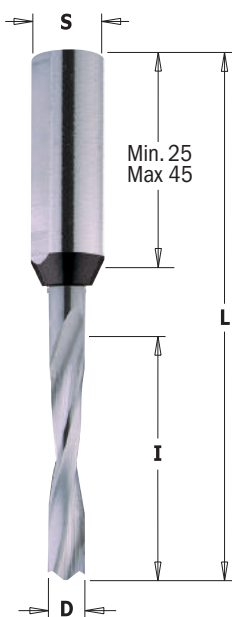



D mm	I mm	L mm	S mm	ORDER NO. Right-hand rotation	ORDER NO. Left-hand rotation
1,3	5	57,5	10x30	310.013.20*	
2	12	57,5	10x27	310.020.21	310.020.22
3	9	57,5	10x35	310.530.21	310.530.22
3	18	57,5	10x25	310.030.21	310.030.22
4	20	57,5	10x25	310.040.21	310.040.22
5	22	57,5	10x27	310.050.21	310.050.22
6	22	57,5	10x25	310.060.21	310.060.22
6,35 (1/4")	22	57,5	10x25	310.064.21	310.064.22
8	22	57,5	10x25	310.080.21	310.080.22
new 10	22	57,5	10x25	310.100.21	310.100.22

* Boring bit for panel preboring.
Suitable for both right-hand and left-hand rotation.

Spare parts

Optional



311.21/22 XTREME




D mm	I mm	L mm	S mm	ORDER NO. Right-hand rotation	ORDER NO. Left-hand rotation
1,3	5	70	10x45	311.013.20*	
2	12	70	10x40	311.020.21	311.020.22
3	18	70	10x40	311.030.21	311.030.22
4	27	70	10x28	311.040.21	311.040.22
5	30	70	10x30	311.050.21	311.050.22
6	30	70	10x30	311.060.21	311.060.22
6,35 (1/4")	30	70	10x30	311.064.21	311.064.22
8	35	70	10x25	311.080.21	311.080.22
new 10	35	70	10x25	311.100.21	311.100.22

* Boring bit for panel preboring.
Suitable for both right-hand and left-hand rotation.

Spare parts

Optional

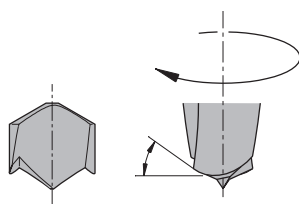


TECHNICAL DETAILS:

- Premium quality super-strength steel.
- HWM spiral portion with centre point.
- 2 cutting edges [Z2].
- 2 spiral flutes.
- 2 curved, negatively ground spurs [V2].
- Parallel shank with driving flat and adjustable screw length.

APPLICATION:

used on boring machines separately or with chucks for drilling blind holes in solid wood, wood composites, plastic and laminated materials.



Xtreme Sharpening

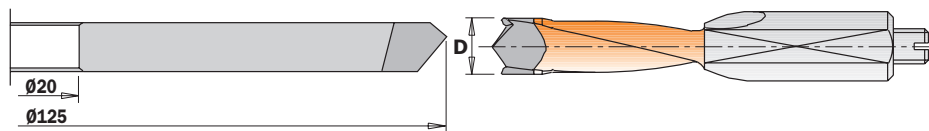
Perfect for all materials and long-lasting performance!

Grinding Wheels for Xtreme Sharpening



01.02

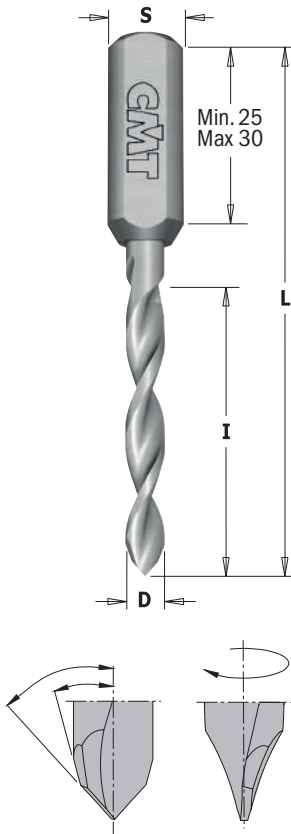
D mm	DESCRIPTION	DIMENSION mm	B mm	ORDER NO.
Ø3 a 7	Grinding wheel for sharpening	Ø125x5,5	Ø20	01.02.0316
Ø8 a 10	Grinding wheel for sharpening	Ø125x7	Ø20	01.02.0317



Solid Carbide Dowel Drills for Through Holes



SAW BLADES
JIG SAW BLADES
SAW BLADES
TOOLS FOR MULTI-CUTTERS
TOOLS WITH BORE & KNIVES
ROUTER BITS & SETS
CNC ROUTER CUTTER & CHUCKS
INDUSTRIAL DOWEL DRILLS
BITS FOR HAND POWER TOOLS
HOLE SAW BLADES
POWER TOOLS & ACCESSORIES
DISPLAY CABINETS & SPARE PARTS



Xtreme Sharpening

314.21/22 XTREME



D mm	I mm	L mm	S mm	ORDER NO. Right-hand rotation	ORDER NO. Left-hand rotation
3	27	70	10x30	314.030.21	314.030.22
4	35	70	10x26	314.040.21	314.040.22
5	35	70	10x26	314.050.21	314.050.22
6	35	70	10x26	314.060.21	314.060.22
8	35	70	10x26	314.080.21	314.080.22
10	35	70	10x27	314.100.21	314.100.22

new

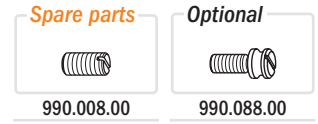
For panels with maximum 20-30mm in thickness

TECHNICAL DETAILS:

- Premium quality super-strength steel.
- HWM spiral portion with centre point.
- 2 precision ground cutting edges [Z2].
- Double angle.
- 2 spiral flutes.
- Parallel shank with driving flat and adjustable screw length.


APPLICATION:

used on boring machines and dowel drilling devices.
Use for drilling through holes in solid wood, wood composites, plastic and laminated materials.



Solid Carbide Dowel Drills

new



382 XTREME



D mm	I mm	L mm	S mm	ORDER NO. Right-hand & Left-hand rotation
2	12	57,5	10x30	382.2057
2	12	70	10x42,5	382.2070
2,5	16	57,5	10x24	382.2557
2,5	16	70	10x35	382.2570
3	15	57,5	10x26	382.3057
3	25	70	10x26	382.3070
3,5	18	57,5	10x24	382.3557
3,5	18	70	10x36	382.3570
5	25	57,5	10x25	382.5057
5	35	70	10x25	382.5070

TECHNICAL DETAILS:

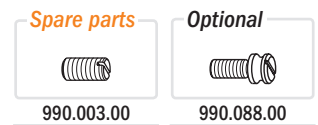
- Premium quality HWM.
- Cutting head with precision balanced centre point.
- 1 cutting edge [Z1].
- Parallel shank with driving flat and length adjusting screw.

APPLICATION:

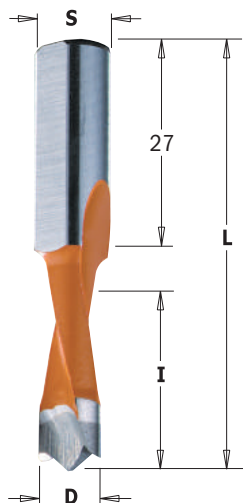
for drilling blind holes on solid wood, wood composites, plastic and laminated materials. For use on machining centres, point to point machines, CNC routers and hand-held routers equipped with chucks or adaptors.

SECURITY TIPS:

these boring bits require more power compared to tradition dowel drills. The number of boring bits to be used in a single drilling unit depends on the machine power.



Dowel Drills



310.41/42 XTREME




D mm	I mm	L mm	S mm	ORDER NO. Right-hand rotation	ORDER NO. Left-hand rotation
5	27	57,5	10x27	310.050.41	310.050.42
6	27	57,5	10x27	310.060.41	310.060.42
7	27	57,5	10x27	310.070.41	310.070.42
8	27	57,5	10x27	310.080.41	310.080.42
9	27	57,5	10x27	310.090.41	310.090.42
10	27	57,5	10x27	310.100.41	310.100.42

TECHNICAL DETAILS:

- Premium quality super-strength steel.
- Spiral portion coated with orange or black P.T.F.E.
- Extra-fine micrograin carbide spiral portion with centre point.
- 2 cutting edges [Z2].
- 2 spiral flutes.
- 2 curved, negatively ground spurs [V2].
- Parallel shank with driving flat and adjustable screw length.

Spare parts




Optional



APPLICATION:

used on boring machines separately or with chucks for drilling blind holes in solid wood, wood composites, plastic and laminated materials.

Dowel Drills



311.41/42 XTREME




D mm	I mm	L mm	S mm	ORDER NO. Right-hand rotation	ORDER NO. Left-hand rotation
5	35	70	10x30	311.050.41	311.050.42
6	35	70	10x30	311.060.41	311.060.42
7	35	70	10x30	311.070.41	311.070.42
8	35	70	10x30	311.080.41	311.080.42
9	35	70	10x30	311.090.41	311.090.42
10	35	70	10x30	311.100.41	311.100.42

TECHNICAL DETAILS:

- Premium quality super-strength steel.
- Spiral portion coated with orange or black P.T.F.E.
- Extra-fine micrograin carbide spiral portion with centre point.
- 2 cutting edges [Z2].
- 2 spiral flutes.
- 2 curved, negatively ground spurs [V2].
- Parallel shank with driving flat and adjustable screw length.

Spare parts

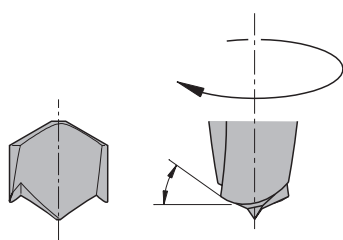


Optional



APPLICATION:

used on boring machines separately or with chucks for drilling blind holes in solid wood, wood composites, plastic and laminated materials.



Xtreme Sharpening

Perfect for all materials and long-lasting performance!

CMT announces the new series of solid carbide boring bits, now available from their extensive industrial line. These bits are entirely made of premium quality super micrograin carbide from Ceratizit in Luxembourg.


The entire series offers several design features:

- the unique tip has curved, negatively ground spurs to produce exceptionally clear bores with no rough edges. Centre point balanced;
- the cylindrical head is bigger than traditional tips and is extremely resistant to prolonged use.

It lasts longer between sharpenings;

- the plunge edge runs all the way to the centre of the bit to reduce drilling resistance and increase production speed;
- the solid carbide construction guarantees an almost infinite number of resharpenings, and since it is a solid unit of carbide, it offers extra safety features;
- ideal for hardwood and difficult composites such as particle boards, MDF and veneered wood.
- excellent performance on high-speed boring units and CNC routers.

Dowel Drills for Through Holes



313.41/42

XTREME



D	I	L	S	ORDER NO.	ORDER NO.
mm	mm	mm	mm	Right-hand rotation	Left-hand rotation
5	27	57,5	10x26	313.050.41	313.050.42
8	27	57,5	10x26	313.080.41	313.080.42

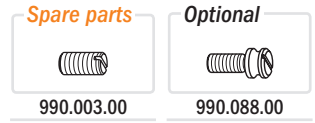
For panels with maximum 20mm in thickness

TECHNICAL DETAILS:


- Super-strength steel.
- Spiral portion coated with orange or black P.T.F.E.
- Extra-fine micrograin carbide spiral portion with centre point.
- HW head with precision balanced centre point.
- 2 precision ground cutting edges [Z2].
- Double angle.
- 2 spiral flutes.
- Parallel shank with driving flat and length adjusting screw.

APPLICATION:

used on boring machines and dowel drilling devices. Use for drilling through holes in solid wood, wood composites, plastic and laminated materials.



Dowel Drills for Through Holes



314.41/42

XTREME



D	I	L	S	ORDER NO.	ORDER NO.
mm	mm	mm	mm	Right-hand rotation	Left-hand rotation
5	35	70	10x26	314.050.41	314.050.42
6	35	70	10x26	314.060.41	314.060.42
7	35	70	10x26	314.070.41	314.070.42
8	35	70	10x26	314.080.41	314.080.42
10	35	70	10x26	314.100.41	314.100.42

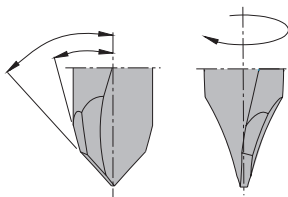
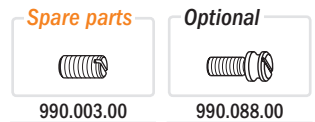
For panels with maximum 30mm in thickness

TECHNICAL DETAILS:

- Super-strength steel.
- Spiral portion coated with orange or black P.T.F.E.
- Extra-fine micrograin carbide spiral portion with centre point.
- HW head with precision balanced centre point.
- 2 precision ground cutting edges [Z2].
- Double angle.
- 2 spiral flutes.
- Parallel shank with driving flat and length adjusting screw.

APPLICATION:

used on boring machines and dowel drilling devices. Use for drilling through holes in solid wood, wood composites, plastic and laminated materials.



Xtreme Sharpening

Perfect for all materials and long-lasting performance!

CMT announces the new series of solid carbide boring bits, now available from their extensive industrial line. These bits are entirely made of premium quality super micrograin carbide from Ceratizit in Luxemburg.


The entire series offers several design features:

- the unique tip has curved, negatively ground spurs to produce exceptionally clear bores with no rough edges. Centre point balanced;
- the cylindrical head is bigger than traditional tips and is extremely resistant to prolonged use.

It lasts longer between sharpenings;

- the plunge edge runs all the way to the centre of the bit to reduce drilling resistance and increase production speed;
- the solid carbide construction guarantees an almost infinite number of resharpenings, and since it is a solid unit of carbide, it offers extra safety features;
- ideal for hardwood and difficult composites such as particle boards, MDF and veneered wood.
- excellent performance on high-speed boring units and CNC routers.

Adaptors for Twist Drills



364

B mm	L mm	S mm	ORDER NO.
2	38	10x20	364.020.00
2,5	38	10x20	364.025.00
3	38	10x20	364.030.00
3,2	38	10x20	364.032.00
3,5	38	10x20	364.035.00
4	38	10x20	364.040.00
4,5	38	10x20	364.045.00
5	38	10x20	364.050.00

For use with the following items: **363 HWM**

TECHNICAL DETAILS:

- Super-strength steel.
- Quick and secure assembly on twist drills.
- Precision relief.
- Parallel shank with driving flat and length adjusting screw.

APPLICATION:

for use with twist drills with common shank and bushing diameter.
Used on boring machines equipped with adaptor chucks.

Spare parts



Bushings for Twist Drills



365

B mm	L mm	S mm	ORDER NO.
2	23	10	365.020.00
2,5	23	10	365.025.00
3	23	10	365.030.00
3,2	23	10	365.032.00
3,5	23	10	365.035.00
4	23	10	365.040.00
4,5	23	10	365.045.00
5	23	10	365.050.00

For use with the following items: **363 HWM**

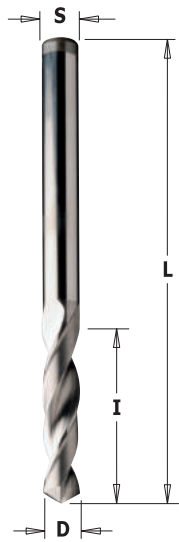
TECHNICAL DETAILS:

- Super-strength steel.
- Shank with driving flat.
- Axial cuttings for cylindrical drill clamps.

APPLICATION:

used with spiral boring bits with shank diameters equal to the bushing diameter.
Used on boring machines equipped with adaptors.

Solid Carbide Twist Drills "V" Point Sharpening



"V" Point
120°




"V" Point
60°

363

HWM LONG LIFE Z2 RH LH

S=D mm	I mm	L mm	ORDER NO. Right-hand rotation	ORDER NO. Left-hand rotation
120° Through Holes				
2	25	50	363.020.11	363.020.12
2,5	27	55	363.025.11	363.025.12
3	27	55	363.030.11	363.030.12
3,2	27	55	363.032.11	363.032.12
3,5	27	55	363.035.11	363.035.12
4	27	55	363.040.11	363.040.12
4,5	28	60	363.045.11	363.045.12
5	28	60	363.050.11	363.050.12
60° Through Hole				
<small>new</small> 2,5	27	55	363.025.41	363.025.42
<small>new</small> 3	27	55	363.030.41	363.030.42
<small>new</small> 3,5	27	55	363.035.41	363.035.42
<small>new</small> 4	27	55	363.040.41	363.040.42

Solid Carbide Twist Drills Negatively Ground Spurs Sharpening



X-Treme
Sharpening

363

HWM LONG LIFE Z2 RH LH

S=D mm	I mm	L mm	ORDER NO. Right-hand rotation	ORDER NO. Left-hand rotation
2,5	27	55	363.025.21	363.025.22
3	27	55	363.030.21	363.030.22
4	27	55	363.040.21	363.040.22
5	28	60	363.050.21	363.050.22

For use with the following items: 364-365

TECHNICAL DETAILS:

- Premium quality HWM.
- 2 precision ground cutting edges [Z2].
- 2 spiral flutes.
- Common shank and drilling diameter (S=D).

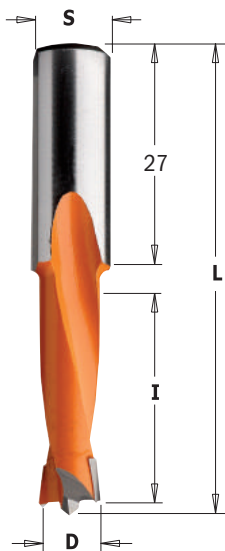
APPLICATION:

used in adaptor bushings.

Assembly Illustration



2 Flute Dowel Drills



310



D	I	L	S	ORDER NO.	ORDER NO.
mm	mm	mm	mm	Right-hand rotation	Left-hand rotation
4	27	57,5	10x27	310.040.11	310.040.12
4,5	27	57,5	10x27	310.045.11	310.045.12
4,76	27	57,5	10x27	310.047.11	310.047.12
5	27	57,5	10x27	310.050.11	310.050.12
5,1	27	57,5	10x27	310.051.11	310.051.12
5,2	27	57,5	10x27	310.052.11	310.052.12
5,55	27	57,5	10x27	310.055.11	310.055.12
6	27	57,5	10x27	310.060.11	310.060.12
6,35	27	57,5	10x27	310.064.11	310.064.12
6,5	27	57,5	10x27	310.065.11	310.065.12
7	27	57,5	10x27	310.070.11	310.070.12
8	27	57,5	10x27	310.080.11	310.080.12
8,2	27	57,5	10x27	310.082.11	310.082.12
9	27	57,5	10x27	310.090.11	310.090.12
9,52	27	57,5	10x27	310.095.11	310.095.12
10	27	57,5	10x27	310.100.11	310.100.12
11	27	57,5	10x27	310.110.11	310.110.12
12	27	57,5	10x27	310.120.11	310.120.12
12,7	27	57,5	10x27	310.127.11	310.127.12
13	27	57,5	10x27	310.130.11	310.130.12
14	27	57,5	10x27	310.140.11	310.140.12
15	27	57,5	10x27	310.150.11	310.150.12
16	27	57,5	10x27	310.160.11	310.160.12

Spare parts




990.003.00

Optional



990.088.00

2 Flute Dowel Drills



361



D	I	L	S	ORDER NO.	ORDER NO.
mm	mm	mm	mm	Right-hand rotation	Left-hand rotation
5	18	57,5	10x34	361.050.11	361.050.12
6	18	57,5	10x34	361.060.11	361.060.12
7	18	57,5	10x34	361.070.11	361.070.12
8	18	57,5	10x34	361.080.11	361.080.12
10	18	57,5	10x34	361.100.11	361.100.12

TECHNICAL DETAILS:

- Super-strength steel.
- Spiral portion coated with orange or black P.T.F.E.
- HW head with precision balanced centre point.
- 2 HW precision ground cutting edges [Z2].
- 2 negatively ground spurs [V2]
- 2 spiral flutes.
- Parallel shank with driving flat and length adjusting screw.

Spare parts



990.003.00

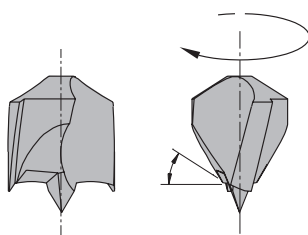
Optional



990.088.00

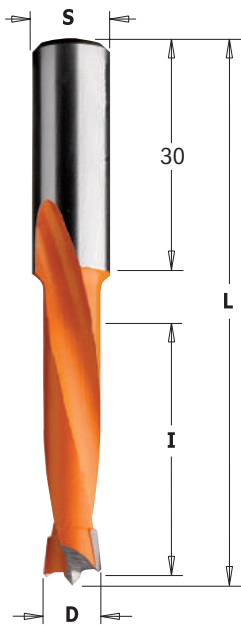
APPLICATION:

used on boring machines equipped with adaptors or chucks.
Used to drill blind holes in solid wood, wood composites, plastic and laminated materials.



Negatively Ground Spurs

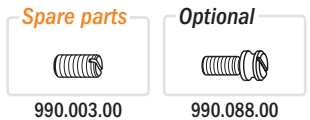
2 Flute Dowel Drills



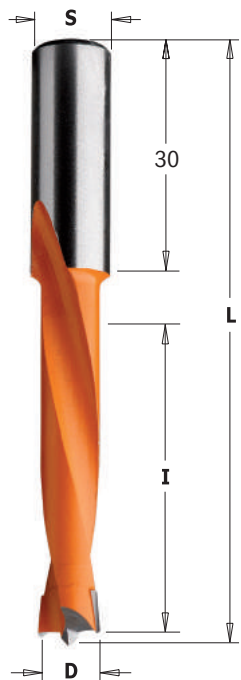
311



D	I	L	S	ORDER NO.	ORDER NO.
mm	mm	mm	mm	Right-hand rotation	Left-hand rotation
4	35	70	10x30	311.040.11	311.040.12
4,5	35	70	10x30	311.045.11	311.045.12
4,76	35	70	10x30	311.047.11	311.047.12
5	35	70	10x30	311.050.11	311.050.12
5,1	35	70	10x30	311.051.11	311.051.12
5,2	35	70	10x30	311.052.11	311.052.12
5,55	35	70	10x30	311.055.11	311.055.12
6	35	70	10x30	311.060.11	311.060.12
6,35	35	70	10x30	311.064.11	311.064.12
6,5	35	70	10x30	311.065.11	311.065.12
7	35	70	10x30	311.070.11	311.070.12
8	35	70	10x30	311.080.11	311.080.12
8,2	35	70	10x30	311.082.11	311.082.12
9	35	70	10x30	311.090.11	311.090.12
9,52	35	70	10x30	311.095.11	311.095.12
10	35	70	10x30	311.100.11	311.100.12
11	35	70	10x30	311.110.11	311.110.12
11,1	35	70	10x30	311.111.11	311.111.12
12	35	70	10x30	311.120.11	311.120.12
12,7	35	70	10x30	311.127.11	311.127.12
13	35	70	10x30	311.130.11	311.130.12
14	35	70	10x30	311.140.11	311.140.12
15	35	70	10x30	311.150.11	311.150.12
16	35	70	10x30	311.160.11	311.160.12



2 Flute Dowel Drills



362



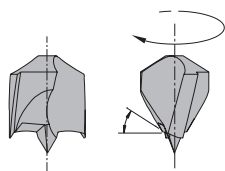
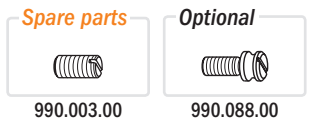
D	I	L	S	ORDER NO.	ORDER NO.
mm	mm	mm	mm	Right-hand rotation	Left-hand rotation
5	44	77	10x30	362.050.11	362.050.12
6	44	77	10x30	362.060.11	362.060.12
7	44	77	10x30	362.070.11	362.070.12
8	44	77	10x30	362.080.11	362.080.12
10	44	77	10x30	362.100.11	362.100.12
12	44	77	10x30	362.120.11	362.120.12

TECHNICAL DETAILS:

- Super-strength steel.
- Spiral portion coated with orange or black P.T.F.E.
- HW head with precision balanced centre point.
- 2 HW precision ground cutting edges [Z2].
- 2 negatively ground spurs [V2].
- 2 spiral flutes.
- Parallel shank with driving flat and length adjusting screw.

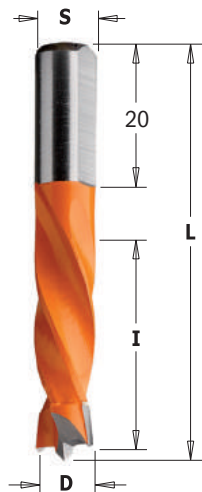
APPLICATION:

used on boring machines equipped with adaptors or chucks. Used to drill blind holes in solid wood, wood composites, plastic and laminated materials.



Negatively Ground Spurs

4 Flute Dowel Drills



306



D mm	I mm	L mm	S mm	ORDER NO. Right-hand rotation	ORDER NO. Left-hand rotation
• 3	18	55,5	8x20	306.030.21	
5	30	55,5	8x20	306.050.11	306.050.12
5,55	30	55,5	8x20	306.055.11	306.055.12
6	30	55,5	8x20	306.060.11	306.060.12
6,35	30	55,5	8x20	306.064.11	306.064.12
7	30	55,5	8x20	306.070.11	306.070.12
8	30	55,5	8x20	306.080.11	306.080.12
9	30	55,5	8x20	306.090.11	306.090.12
10	30	55,5	8x20	306.100.11	306.100.12
12	30	55,5	8x20	306.120.11	306.120.12

• HWM

Spare parts



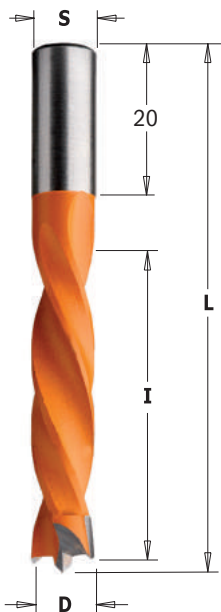
990.003.00

Optional



990.088.00

4 Flute Dowel Drills



307




D mm	I mm	L mm	S mm	ORDER NO. Right-hand rotation	ORDER NO. Left-hand rotation
5	40	67	8x20	307.050.11	307.050.12
5,55	40	67	8x20	307.055.11	307.055.12
6	40	67	8x20	307.060.11	307.060.12
6,35	40	67	8x20	307.064.11	307.064.12
7	40	67	8x20	307.070.11	307.070.12
8	40	67	8x20	307.080.11	307.080.12
9	40	67	8x20	307.090.11	307.090.12
9,52	40	67	8x20	307.095.11	307.095.12
10	40	67	8x20	307.100.11	307.100.12
12	40	67	8x20	307.120.11	307.120.12

TECHNICAL DETAILS:

- Super-strength steel.
- Cutter portion coated with black or orange P.T.F.E.
- HW head with precision balanced centre point.
- 2 HW precision ground cutting edges [Z2].
- Negatively ground spurs [V2].
- 4 spiral flutes.
- Parallel shank with driving flat and length adjusting screw.

Spare parts



990.003.00

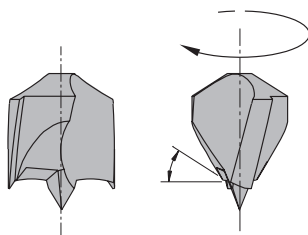
Optional



990.088.00

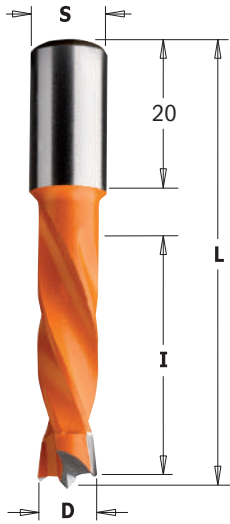
APPLICATION:

used on boring machines equipped with adaptors or chucks.
Used to drill blind holes in solid wood, wood composites, plastic and laminated materials.



Negatively Ground Spurs

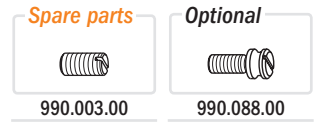
4 Flute Dowel Drills



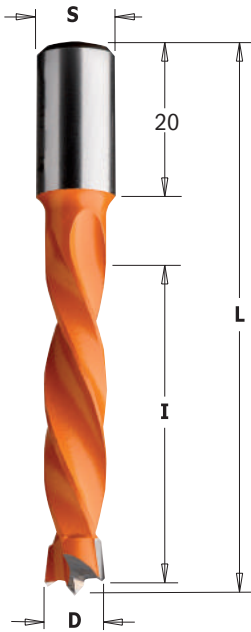
308



D mm	I mm	L mm	S mm	ORDER NO.	ORDER NO.
				Right-hand rotation	Left-hand rotation
4	26	57,5	10x20	308.040.11	308.040.12
5	30	57,5	10x20	308.050.11	308.050.12
6	30	57,5	10x20	308.060.11	308.060.12
6,35	30	57,5	10x20	308.064.11	308.064.12
7	30	57,5	10x20	308.070.11	308.070.12
8	30	57,5	10x20	308.080.11	308.080.12
9	30	57,5	10x20	308.090.11	308.090.12
9,52	30	57,5	10x20	308.095.11	308.095.12
10	30	57,5	10x20	308.100.11	308.100.12
11	30	57,5	10x20	308.110.11	308.110.12
12	30	57,5	10x20	308.120.11	308.120.12
12,7	30	57,5	10x20	308.127.11	308.127.12
13	30	57,5	10x20	308.130.11	308.130.12
14	30	57,5	10x20	308.140.11	308.140.12
15	30	57,5	10x20	308.150.11	308.150.12
16	30	57,5	10x20	308.160.11	308.160.12



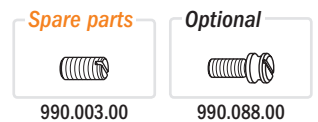
4 Flute Dowel Drills



309



D mm	I mm	L mm	S mm	ORDER NO.	ORDER NO.
				Right-hand rotation	Left-hand rotation
4	43	70	10x20	309.040.11	309.040.12
5	43	70	10x20	309.050.11	309.050.12
6	43	70	10x20	309.060.11	309.060.12
6,35	43	70	10x20	309.064.11	309.064.12
7	43	70	10x20	309.070.11	309.070.12
7,5	43	70	10x20	309.075.11	309.075.12
8	43	70	10x20	309.080.11	309.080.12
9	43	70	10x20	309.090.11	309.090.12
9,52	43	70	10x20	309.095.11	309.095.12
10	43	70	10x20	309.100.11	309.100.12
11	43	70	10x20	309.110.11	309.110.12
12	43	70	10x20	309.120.11	309.120.12
12,7	43	70	10x20	309.127.11	309.127.12
13	43	70	10x20	309.130.11	309.130.12
14	43	70	10x20	309.140.11	309.140.12
15	43	70	10x20	309.150.11	309.150.12
16	43	70	10x20	309.160.11	309.160.12

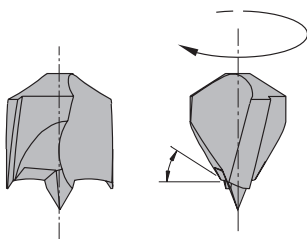


TECHNICAL DETAILS:

- Super-strength steel.
- Cutter portion coated with black or orange P.T.F.E.
- HW head with precision balanced centre point.
- 2 HW precision ground cutting edges [Z2].
- Negatively ground spurs [V2].
- 4 spiral flutes.
- Parallel shank with driving flat and length adjusting screw.

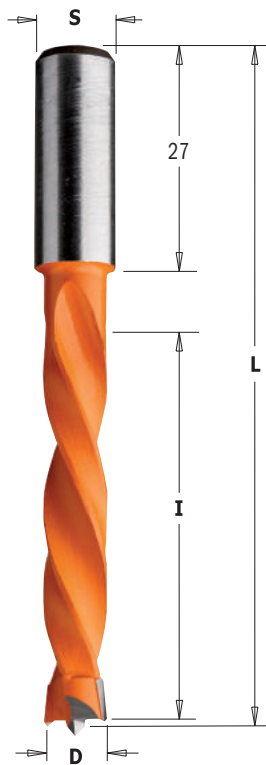
APPLICATION:

used on boring machines equipped with adaptors or chucks.
Used to drill blind holes in solid wood, wood composites, plastic and laminated materials.



Negatively Ground Spurs

4 Flute Dowel Drills



373

HW Z2 V2 RH LH

D mm	I mm	L mm	S mm	ORDER NO. Right-hand rotation	ORDER NO. Left-hand rotation
5	50	85	10x27	373.050.11	373.050.12
6	50	85	10x27	373.060.11	373.060.12
7	50	85	10x27	373.070.11	373.070.12
8	50	85	10x27	373.080.11	373.080.12
10	50	85	10x27	373.100.11	373.100.12
12	50	85	10x27	373.120.11	373.120.12

TECHNICAL DETAILS:

- Super-strength steel.
- Cutter portion coated with black or orange P.T.F.E.
- HW head with precision balanced centre point.
- 2 HW precision ground cutting edges [Z2].
- Negatively ground spurs [V2].
- 4 spiral flutes.
- Parallel shank with driving flat and length adjusting screw.

APPLICATION:

used on boring machines equipped with adaptors or chucks.
Used to drill blind holes in solid wood, wood composites, plastic and laminated materials.

Spare parts



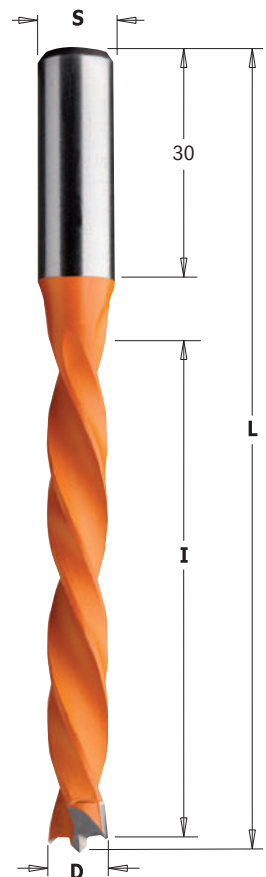
990.003.00

Optional



990.088.00

4 Flute Dowel Drills



372

HW Z2 V2 RH LH

D mm	I mm	L mm	S mm	ORDER NO. Right-hand rotation	ORDER NO. Left-hand rotation
5	65	105	10x30	372.050.11	372.050.12
6	65	105	10x30	372.060.11	372.060.12
7	65	105	10x30	372.070.11	372.070.12
8	65	105	10x30	372.080.11	372.080.12
10	65	105	10x30	372.100.11	372.100.12
12	65	105	10x30	372.120.11	372.120.12


TECHNICAL DETAILS:

- Super-strength steel.
- Cutter portion coated with black or orange P.T.F.E.
- HW head with precision balanced centre point.
- 2 HW precision ground cutting edges [Z2].
- Negatively ground spurs [V2].
- 4 spiral flutes.
- Parallel shank with driving flat and length adjusting screw.

APPLICATION:

used on boring machines equipped with adaptors or chucks.
Used to drill blind holes in solid wood, wood composites, plastic and laminated materials.

Spare parts

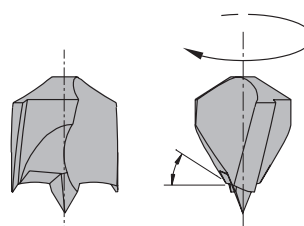


990.003.00

Optional

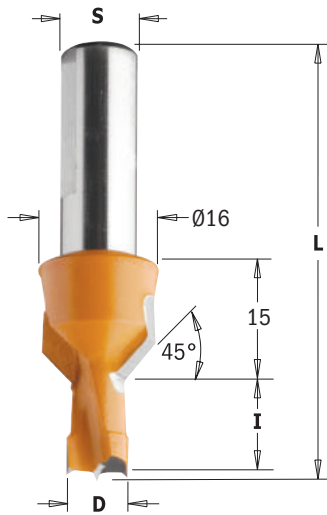


990.088.00



Negatively Ground Spurs

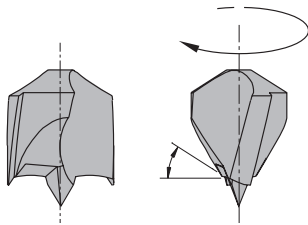
Dowel Drills with Countersink



376-377



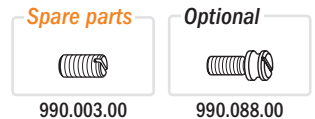
D mm	I mm	L mm	S mm	ORDER NO.	ORDER NO.
				Right-hand rotation	Left-hand rotation
8	12	57,5	10	376.080.11	376.080.12
8	13	57,5	10	376.083.11	376.083.12
8	15	57,5	10	376.081.11	376.081.12
8	20	57,5	10	376.082.11	376.082.12
10	12	57,5	10	376.100.11	376.100.12
10	13	57,5	10	376.103.11	376.103.12
10	15	57,5	10	376.101.11	376.101.12
10	20	57,5	10	376.102.11	376.102.12
8	12	70	10	377.080.11	377.080.12
8	13	70	10	377.083.11	377.083.12
8	15	70	10	377.081.11	377.081.12
8	20	70	10	377.082.11	377.082.12
10	12	70	10	377.100.11	377.100.12
10	13	70	10	377.103.11	377.103.12
10	15	70	10	377.101.11	377.101.12
10	20	70	10	377.102.11	377.102.12



Negatively Ground Spurs

TECHNICAL DETAILS:

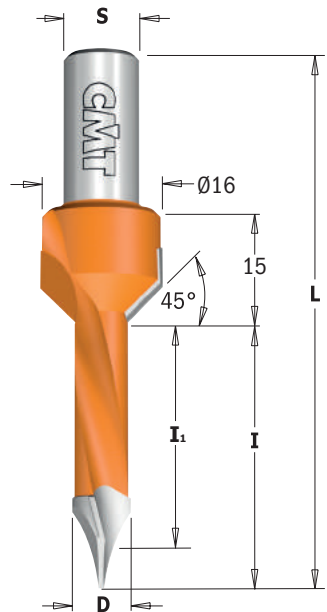
- Super-strength steel.
- Spiral portion coated with orange or black P.T.F.E.
- HW head with precision balanced centre point.
- 2 precision ground cutting edges [Z2].
- 2 ground spurs [V2].
- 2 spiral flutes.
- Parallel shank with driving flat and length adjusting screw.



APPLICATION:

used for drilling and countersinking in solid wood, wood composites, plastic and laminated materials. Suitable for high performance speed on boring machines equipped with adaptors or chucks.

Dowel Drills for Through Holes with Countersink



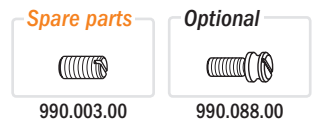
378



D mm	I mm	I ₁ mm	L mm	S mm	ORDER NO.	ORDER NO.
					Right-hand rotation	Left-hand rotation
5	35	31	70	10	378.052.11	378.052.12
7	35	29,5	70	10	378.072.11	378.072.12
8	35	29	70	10	378.082.11	378.082.12
10	35	26,5	70	10	378.102.11	378.102.12

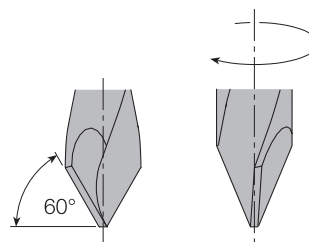
TECHNICAL DETAILS:

- Super-strength steel.
- Spiral portion coated with orange or black P.T.F.E.
- HW head with precision balanced centre point.
- 2 precision ground cutting edges [Z2].
- 2 ground spurs [V2].
- 2 spiral flutes.
- Parallel shank with driving flat and length adjusting screw.




APPLICATION:

used for drilling and countersinking in solid wood, wood composites, plastic and laminated materials. Suitable for high performance speed on boring machines equipped with adaptors or chucks.



60° Through Holes

2 Flute Dowel Drills for Through Holes



313



D mm	I mm	L mm	S mm	ORDER NO. Right-hand rotation	ORDER NO. Left-hand rotation
5	27	57,5	10x26	313.050.11	313.050.12
6	27	57,5	10x26	313.060.11	313.060.12
8	27	57,5	10x26	313.080.11	313.080.12
10	27	57,5	10x26	313.100.11	313.100.12

For panels with maximum 20mm in thickness.

TECHNICAL DETAILS:

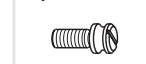
- Super-strength steel.
- Spiral portion coated with orange or black P.T.F.E.
- HW head with precision balanced centre point.
- 2 precision ground cutting edges [Z2].
- 2 spiral flutes.
- Parallel shank with driving flat and length adjusting screw.

Spare parts



990.003.00

Optional

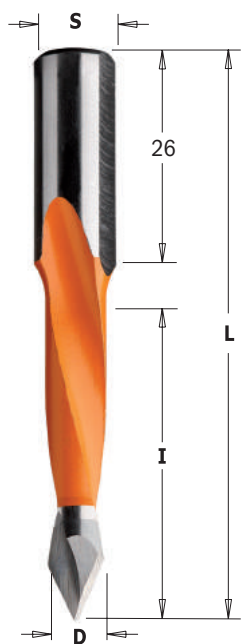


990.088.00

APPLICATION:

used on boring machines and dowel drilling devices.
Use for drilling through holes in solid wood, wood composites, plastic and laminated materials.

2 Flute Dowel Drills for Through Holes



314



D mm	I mm	L mm	S mm	ORDER NO. Right-hand rotation	ORDER NO. Left-hand rotation
4	30	70	10x26	314.040.11	314.040.12
4,76	35	70	10x26	314.047.11	314.047.12
5	35	70	10x26	314.050.11	314.050.12
5,55	35	70	10x26	314.055.11	314.055.12
6	35	70	10x26	314.060.11	314.060.12
6,35	35	70	10x26	314.064.11	314.064.12
7	35	70	10x26	314.070.11	314.070.12
8	35	70	10x26	314.080.11	314.080.12
9	35	70	10x26	314.090.11	314.090.12
9,52	35	70	10x26	314.095.11	314.095.12
10	35	70	10x26	314.100.11	314.100.12
12	35	70	10x26	314.120.11	314.120.12
12,7	35	70	10x26	314.127.11	314.127.12

For panels with maximum 25-30mm in thickness.

366

5	44	77	10x26	366.050.11	366.050.12
6	44	77	10x26	366.060.11	366.060.12
8	44	77	10x26	366.080.11	366.080.12
10	44	77	10x26	366.100.11	366.100.12
12	44	77	10x26	366.120.11	366.120.12

For panels with maximum 30-40mm in thickness.

TECHNICAL DETAILS:

- Super-strength steel.
- Spiral portion coated with orange or black P.T.F.E.
- HW head with precision balanced centre point.
- 2 precision ground cutting edges [Z2].
- 2 spiral flutes.
- Parallel shank with driving flat and length adjusting screw.

Spare parts

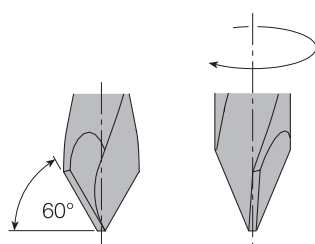


990.003.00

Optional



990.088.00

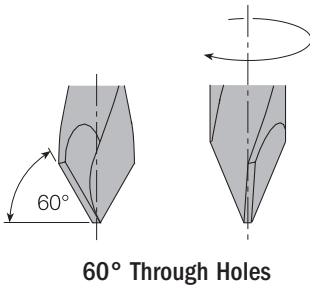



60° Through Holes

APPLICATION:

used on boring machines and dowel drilling devices.
Use for drilling through holes in solid wood, wood composites, plastic and laminated materials.

4 Flute Dowel Drills for Through Holes



60° Through Holes

374 For panels with maximum 20-25mm in thickness.



D mm	I mm	L mm	S mm	ORDER NO. Right-hand rotation	ORDER NO. Left-hand rotation
5	30	57,5	10x20	374.050.11	374.050.12
8	30	57,5	10x20	374.080.11	374.080.12

375 For panels with maximum 30-35mm in thickness.

new

D mm	I mm	L mm	S mm	ORDER NO. Right-hand rotation	ORDER NO. Left-hand rotation
4	40	70	10x20	375.040.11	375.040.12
5	40	70	10x20	375.050.11	375.050.12
6	40	70	10x20	375.060.11	375.060.12
7	40	70	10x20	375.070.11	375.070.12
8	40	70	10x20	375.080.11	375.080.12
9	40	70	10x20	375.090.11	375.090.12
10	40	70	10x20	375.100.11	375.100.12


381 For panels with maximum 60-65mm in thickness.

D mm	I mm	L mm	S mm	ORDER NO. Right-hand rotation	ORDER NO. Left-hand rotation
5	70	115	10x30	381.050.11	381.050.12
6	70	115	10x30	381.060.11	381.060.12
8	70	115	10x30	381.080.11	381.080.12
10	70	115	10x30	381.100.11	381.100.12

TECHNICAL DETAILS:

- Super-strength steel
- Spiral portion coated with orange or black P.T.F.E.
- HW head with precision balanced centre point
- 2 precision ground cutting edges [Z2]
- 4 spiral flutes
- Parallel shank with driving flat and length adjusting screw.

Spare parts



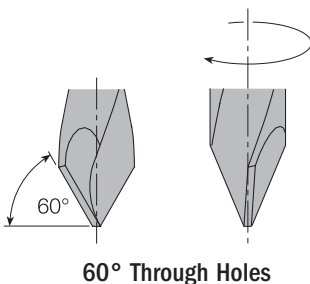

Optional



APPLICATION:

used on boring machines and dowel drilling devices.
Use for drilling through holes in solid wood, wood composites, plastic and laminated materials.

2 Flute Dowel Drills for Through Holes



60° Through Holes

367



D mm	I mm	L mm	S mm	ORDER NO. Right-hand rotation	ORDER NO. Left-hand rotation
5	30	56	8x20	367.050.11	367.050.12
8	30	56	8x20	367.080.11	367.080.12

For panels with maximum 20-25mm in thickness.

368


D mm	I mm	L mm	S mm	ORDER NO. Right-hand rotation	ORDER NO. Left-hand rotation
5	43	70	8x20	368.050.11	368.050.12
6	43	70	8x20	368.060.11	368.060.12
7	43	70	8x20	368.070.11	368.070.12
8	43	70	8x20	368.080.11	368.080.12

For panels with maximum 35-40mm in thickness

TECHNICAL DETAILS:

- Super-strength steel
- Spiral portion coated with orange or black P.T.F.E.
- HW head with precision balanced centre point
- 2 precision ground cutting edges [Z2]
- 2 spiral flutes
- Parallel shank with driving flat and length adjusting screw.

Spare parts



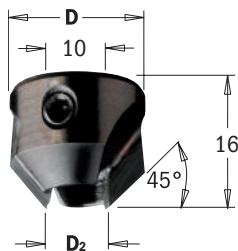
Optional



APPLICATION:

used on boring machines and dowel drilling devices.
Use for drilling through holes in solid wood, wood composites, plastic and laminated materials.

Countersinks for 2 Flutes Dowel Drills



315



D ₂ mm	D mm	ORDER NO. Right-hand rotation	ORDER NO. Left-hand rotation
5 ~ 10	20	315.200.11	315.200.12
11 ~ 12	22	315.220.11	315.220.12

**For assembly on the shank of the drill.
For use with the following parts: 310-311-362-313-314-366 HW**

Spare parts



990.006.00

991.062.00

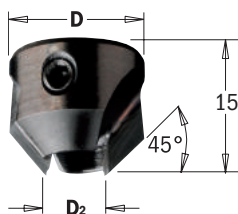
TECHNICAL DETAILS:

- Super-strength steel.
- 2 precision ground carbide tipped cutting edges [Z2].
- Direct clamp on the shank of the drills.

APPLICATION:

used for chamfering and drilling in solid wood, wood composites, plastic and laminated materials.

Countersinks for 4 Flutes Dowel Drills



316



D ₂ mm	D mm	ORDER NO. Right-hand rotation	ORDER NO. Left-hand rotation
4	16	316.040.11	316.040.12
5	16	316.050.11	316.050.12
6	16	316.060.11	316.060.12
7	16	316.070.11	316.070.12
8	18	316.080.11	316.080.12
9	18	316.090.11	316.090.12
10	20	316.100.11	316.100.12
12	20	316.120.11	316.120.12

**For assembly on the spiral head of the bit.
Adjustable depth.**

**For use with the following parts:
306-307-308-309-373-374-375-338-339-
340-341-342-343-344-346-352-353 HW**

TECHNICAL DETAILS:

- Super-strength steel.
- 2 HW precision ground cutting edges [Z2].

APPLICATION:

used for drilling and chamfering in solid wood, wood composites, plastic and laminated materials.

Spare parts



990.002.00

991.062.00


315 Assembly Illustration



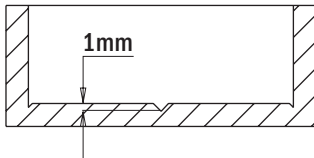
316 Assembly Illustration



Hinge Boring Bits



New construction with 1mm centre point



317



D mm	L mm	S mm	ORDER NO. Right-hand rotation	ORDER NO. Left-hand rotation
14	57,5	10x26	317.140.11	317.140.12
15	57,5	10x26	317.150.11	317.150.12
16	57,5	10x26	317.160.11	317.160.12
17	57,5	10x26	317.170.11	317.170.12
18	57,5	10x26	317.180.11	317.180.12
19	57,5	10x26	317.190.11	317.190.12
20	57,5	10x26	317.200.11	317.200.12
22	57,5	10x26	317.220.11	317.220.12
24	57,5	10x26	317.240.11	317.240.12
25	57,5	10x26	317.250.11	317.250.12
26	57,5	10x26	317.260.11	317.260.12
28	57,5	10x26	317.280.11	317.280.12
30	57,5	10x26	317.300.11	317.300.12
32	57,5	10x26	317.320.11	317.320.12
34	57,5	10x26	317.340.11	317.340.12
35	57,5	10x26	317.350.11	317.350.12
38	57,5	10x26	317.380.11	317.380.12
40	57,5	10x26	317.400.11	317.400.12
42	57,5	10x26	317.420.11	317.420.12
45	57,5	10x26	317.450.11	317.450.12
50	57,5	10x26	317.500.11	317.500.12
55	57,5	10x26	317.550.11	317.550.12
60	57,5	10x26	317.600.11	317.600.12

TECHNICAL DETAILS:

- Super-strength steel.
- Cutter portion coated with orange or black P.T.F.E.
- HW head with precision balanced centre point.
- 2 HW precision ground cutting edges [Z2].
- 2 negatively ground spurs [V2].
- Parallel shank with driving flat and length adjusting screw.

Spare parts



Optional



APPLICATION:

ideal for hinges. Use on boring machines equipped with adaptors or chucks. Use for drilling accurate and clean-cut blind holes in solid wood, wood composites, plastic and laminated materials.

DP Hinge Boring Bits



317-369



D mm	L mm	S mm	ORDER NO. Right-hand rotation	ORDER NO. Left-hand rotation
15	57,5	10x26	317.150.61	317.150.62
35	57,5	10x26	317.350.61	317.350.62
15	70	10x26	369.150.61	369.150.62
35	70	10x26	369.350.61	369.350.62

TECHNICAL DETAILS:

- Super-strength steel.
- DP head with precision balanced centre point.
- 2 DP precision ground cutting edges [Z2].
- 2 DP negatively ground spurs [V2].
- Parallel shank with driving flat and length adjusting screw.

Spare parts



Optional



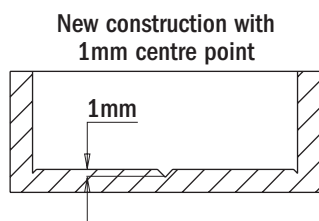

APPLICATION:

ideal for hinges. Use on boring machines equipped with adaptors or chucks. Use for drilling accurate and clean-cut blind holes in wood composites, plastic and laminated materials. Boring performance 20 times longer than HW materials.



REMARK: special dimensions available on request.

Hinge Boring Bits



369

HW Z2 V2 RH LH

D mm	L mm	S mm	ORDER NO. Right-hand rotation	ORDER NO. Left-hand rotation
14	70	10x26	369.140.11	369.140.12
15	70	10x26	369.150.11	369.150.12
16	70	10x26	369.160.11	369.160.12
18	70	10x26	369.180.11	369.180.12
20	70	10x26	369.200.11	369.200.12
22	70	10x26	369.220.11	369.220.12
25	70	10x26	369.250.11	369.250.12
26	70	10x26	369.260.11	369.260.12
30	70	10x26	369.300.11	369.300.12
35	70	10x26	369.350.11	369.350.12
40	70	10x26	369.400.11	369.400.12
45	70	10x26	369.450.11	369.450.12
50	70	10x26	369.500.11	369.500.12
55	70	10x26	369.550.11	369.550.12
60	70	10x26	369.600.11	369.600.12


370

D mm	L mm	S mm	ORDER NO. Right-hand rotation	ORDER NO. Left-hand rotation
18	77	10x30	370.180.11	370.180.12
20	77	10x30	370.200.11	370.200.12
25	77	10x30	370.250.11	370.250.12
30	77	10x30	370.300.11	370.300.12
35	77	10x30	370.350.11	370.350.12

TECHNICAL DETAILS:

- Super-strength steel.
- Cutter portion coated with orange or black P.T.F.E.
- HW head with precision balanced centre point.
- 2 HW precision ground cutting edges [Z2].
- 2 negatively ground spurs [V2].
- Parallel shank with driving flat and length adjusting screw.

Spare parts



Optional



APPLICATION:

ideal for hinges. Use on boring machines equipped with adaptors or chucks. Use for drilling accurate and clean-cut blind holes in solid wood, wood composites, plastic and laminated materials.

Hinge Boring Bits with Chipbreaker for Boring Machines



317C - 369C

HW Z2R V2 RH LH

D mm	L mm	S mm	ORDER NO. Right-hand rotation	ORDER NO. Left-hand rotation
35	57,5	10x26	317.350.11C	317.350.12C
40	57,5	10x26	317.400.11C	317.400.12C
45	57,5	10x26	317.450.11C	317.450.12C
35	70	10x26	369.350.11C	369.350.12C
40	70	10x26	369.400.11C	369.400.12C
45	70	10x26	369.450.11C	369.450.12C

TECHNICAL DETAILS:

- Super-strength steel.
- Cutter portion coated with orange or black P.T.F.E.
- HW head with precision balanced centre point.
- 2 HW precision ground cutting edges with chipbreaker [Z2R].
- 2 negatively ground spurs [V2].
- Parallel shank with driving flat and length adjusting screw.

Spare parts



Optional



APPLICATION:

ideal for hinges. Used on boring machines equipped with adaptors or chucks. For drilling accurate and clean-cut blind holes in solid wood.

Dowel Drills with Threaded Shank



344



D	I	LB	S	ORDER NO.	ORDER NO.
mm	mm	mm	mm	Right-hand rotation	Left-hand rotation
5	43	63	M8	344.050.11	344.050.12
6	43	63	M8	344.060.11	344.060.12
8	43	63	M8	344.080.11	344.080.12
10	43	63	M8	344.100.11	344.100.12
12	43	63	M8	344.120.11	344.120.12

FOR USE ON THE FOLLOWING MACHINES:
Nottmeyer (older models)

346



D	I	LB	S	ORDER NO.	ORDER NO.
mm	mm	mm	mm	Right-hand rotation	Left-hand rotation
5	43	63	M10	346.050.11	346.050.12
6	43	63	M10	346.060.11	346.060.12
8	43	63	M10	346.080.11	346.080.12
10	43	63	M10	346.100.11	346.100.12
12	43	63	M10	346.120.11	346.120.12

FOR USE ON THE FOLLOWING MACHINES:
Ayen, Holzma, Knoevenagel, Mayer, Torwegge.

TECHNICAL DETAILS:

- Super-strength steel.
- HW head with precision balanced centre point.
- 2 precision ground cutting edges [Z2].
- 2 ground spurs [V2].
- 4 spiral flutes.

APPLICATION:

used on boring machines equipped with chucks. Used to drill blind holes in solid wood, wood composites, plastic and laminated materials.

Dowel Drills with Threaded Shank



352-353



D	I	LB	S	ORDER NO.	ORDER NO.
mm	mm	mm	mm	Right-hand rotation	Left-hand rotation
5	30	45	M8/9	352.050.11	352.050.12
6	30	45	M8/9	352.060.11	352.060.12
8	30	45	M8/9	352.080.11	352.080.12
10	30	45	M8/9	352.100.11	352.100.12
12	30	45	M8/9	352.120.11	352.120.12
5	40	55	M8/9	353.050.11	353.050.12
6	40	55	M8/9	353.060.11	353.060.12
8	40	55	M8/9	353.080.11	353.080.12
10	40	55	M8/9	353.100.11	353.100.12
12	40	55	M8/9	353.120.11	353.120.12

FOR USE ON THE FOLLOWING MACHINES:
Masterwood (Zangheri & Boschetti)
Morbidelli, Nottmeyer (new design)

TECHNICAL DETAILS:

- Super-strength steel.
- HW head with precision balanced centre point.
- 2 precision ground cutting edges [Z2].
- 2 ground spurs [V2].
- 4 spiral flutes.

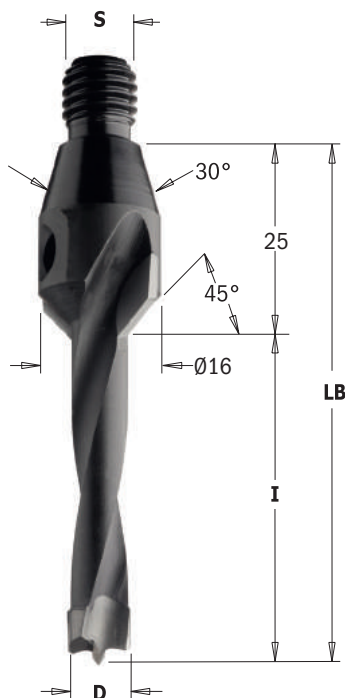
APPLICATION:

used on boring machines equipped with chucks. Used to drill blind holes in solid wood, wood composites, plastic and laminated materials.

Dowel Drills with Threaded Shank with Countersink

HW Z2 V2 RH LH

332-334-336-337



D mm	I mm	LB mm	S mm	ORDER NO. Right-hand rotation	ORDER NO. Left-hand rotation
5	20	45	M10/30°	332.050.11	332.050.12
6	20	45	M10/30°	332.060.11	332.060.12
8	20	45	M10/30°	332.080.11	332.080.12
10	20	45	M10/30°	332.100.11	332.100.12
12	20	45	M10/30°	332.120.11	332.120.12
5	30	55	M10/30°	334.050.11	334.050.12
6	30	55	M10/30°	334.060.11	334.060.12
8	30	55	M10/30°	334.080.11	334.080.12
10	30	55	M10/30°	334.100.11	334.100.12
12	30	55	M10/30°	334.120.11	334.120.12
5	40	65	M10/30°	336.050.11	336.050.12
6	40	65	M10/30°	336.060.11	336.060.12
8	40	65	M10/30°	336.080.11	336.080.12
10	40	65	M10/30°	336.100.11	336.100.12
12	40	65	M10/30°	336.120.11	336.120.12
5	50	75	M10/30°	337.050.11	337.050.12
6	50	75	M10/30°	337.060.11	337.060.12
8	50	75	M10/30°	337.080.11	337.080.12
10	50	75	M10/30°	337.100.11	337.100.12
12	50	75	M10/30°	337.120.11	337.120.12

TECHNICAL DETAILS:

- Super-strength steel.
- HW head with precision balanced centre point.
- 2 precision ground cutting edge [Z2].
- 2 ground spurts [V2].
- 2 spiral flutes.

APPLICATION:

used on boring machines equipped with chucks. Used to drill blind holes in solid wood, wood composites, plastic and laminated materials.

Dowel Drills with Threaded Shank without Countersink

HW Z2 V2 RH LH

341-342-343



D mm	I mm	LB mm	S mm	ORDER NO. Right-hand rotation	ORDER NO. Left-hand rotation
5	30	55	M10/30°	341.050.11	341.050.12
6	30	55	M10/30°	341.060.11	341.060.12
8	30	55	M10/30°	341.080.11	341.080.12
10	30	55	M10/30°	341.100.11	341.100.12
12	30	55	M10/30°	341.120.11	341.120.12
5	40	65	M10/30°	342.050.11	342.050.12
6	40	65	M10/30°	342.060.11	342.060.12
8	40	65	M10/30°	342.080.11	342.080.12
10	40	65	M10/30°	342.100.11	342.100.12
12	40	65	M10/30°	342.120.11	342.120.12
5	50	75	M10/30°	343.050.11	343.050.12
6	50	75	M10/30°	343.060.11	343.060.12
8	50	75	M10/30°	343.080.11	343.080.12
10	50	75	M10/30°	343.100.11	343.100.12
12	50	75	M10/30°	343.120.11	343.120.12

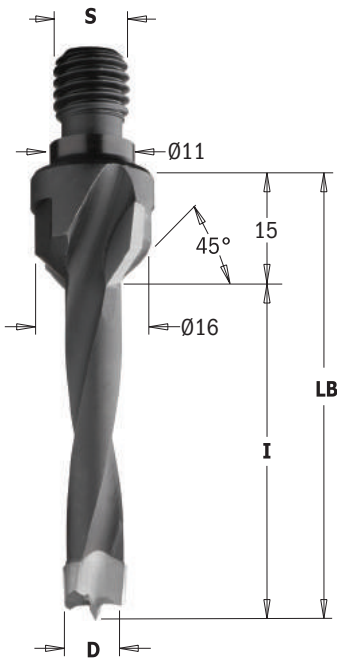
TECHNICAL DETAILS:

- Super-strength steel.
- HW head with precision balanced centre point.
- 2 precision ground cutting edges [Z2].
- 2 ground spurs [V2].
- 4 spiral flutes.

APPLICATION:

used on boring machines equipped with chucks. Used to drill blind holes in solid wood, wood composites, plastic and laminated materials.

Dowel Drills with Threaded Shank with Countersink



325-327-329-330



D mm	I mm	LB mm	S mm	ORDER NO.	
				Right-hand rotation	Left-hand rotation
5	20	35	M10/11x4	325.050.11	325.050.12
6	20	35	M10/11x4	325.060.11	325.060.12
8	20	35	M10/11x4	325.080.11	325.080.12
10	20	35	M10/11x4	325.100.11	325.100.12
12	20	35	M10/11x4	325.120.11	325.120.12
5	30	45	M10/11x4	327.050.11	327.050.12
6	30	45	M10/11x4	327.060.11	327.060.12
8	30	45	M10/11x4	327.080.11	327.080.12
10	30	45	M10/11x4	327.100.11	327.100.12
12	30	45	M10/11x4	327.120.11	327.120.12
5	40	55	M10/11x4	329.050.11	329.050.12
6	40	55	M10/11x4	329.060.11	329.060.12
8	40	55	M10/11x4	329.080.11	329.080.12
10	40	55	M10/11x4	329.100.11	329.100.12
12	40	55	M10/11x4	329.120.11	329.120.12
5	50	65	M10/11x4	330.050.11	330.050.12
6	50	65	M10/11x4	330.060.11	330.060.12
8	50	65	M10/11x4	330.080.11	330.080.12
10	50	65	M10/11x4	330.100.11	330.100.12
12	50	65	M10/11x4	330.120.11	330.120.12

TECHNICAL DETAILS:

- Super-strength steel.
- HW head with precision balanced centre point.
- 2 precision ground cutting edges [Z2].
- 2 spiral flutes.
- 2 ground spurs [V2].

APPLICATION:

used on boring machines equipped with chucks. Used to drill blind holes in solid wood, wood composites, plastic and laminated materials.

Dowel Drills with Threaded Shank without Countersink



338-339-340



D mm	I mm	LB mm	S mm	ORDER NO.	
				Right-hand rotation	Left-hand rotation
5	30	45	M10/11x4	338.050.11	338.050.12
6	30	45	M10/11x4	338.060.11	338.060.12
8	30	45	M10/11x4	338.080.11	338.080.12
10	30	45	M10/11x4	338.100.11	338.100.12
12	30	45	M10/11x4	338.120.11	338.120.12
5	40	55	M10/11x4	339.050.11	339.050.12
6	40	55	M10/11x4	339.060.11	339.060.12
8	40	55	M10/11x4	339.080.11	339.080.12
10	40	55	M10/11x4	339.100.11	339.100.12
12	40	55	M10/11x4	339.120.11	339.120.12
5	50	65	M10/11x4	340.050.11	340.050.12
6	50	65	M10/11x4	340.060.11	340.060.12
8	50	65	M10/11x4	340.080.11	340.080.12
10	50	65	M10/11x4	340.100.11	340.100.12
12	50	65	M10/11x4	340.120.11	340.120.12

TECHNICAL DETAILS:

- Super-strength steel.
- HW head with precision balanced centre point.
- 2 precision ground cutting edges [Z2].
- 2 ground spurs [V2].
- 4 spiral flutes.

APPLICATION:

used on boring machines equipped with chucks. Used to drill blind holes in solid wood, wood composites, plastic and laminated materials.

TOOL FEATURES

TOOL MATERIAL

- HW SP steel

QUANTITY AND ROTATION

Nr. RH Bits Nr. LH Bits

SHANK

- PARALLEL SHANK WITH DRIVING FLAT

- Ø8x20mm with driving flat and length adjusting screw
 Ø10x20mm with driving flat and length adjusting screw

- THREADED SHANK

- M8
 M10
 M8 with seating Ø9x4mm
 M10 with seating Ø11x4mm
 M 8 with 20° 48' centring cone
 M10 with 30° centring cone

- PARALLEL SHANK

- S x A =
(Specify diameter and shank length)
-
(Specify other shank types)

HOLE FEATURES

HOLE TO PRODUCE

- Drawing 1 - Blind hole with more than one diameter
 Drawing 2 - Blind hole with counter
 Drawing 3 - Through hole with more than one diameter
 Drawing 4 - Through hole with countersink

DIMENSIONS

d x C
(Specify diameter and depth of first hole)

D x B
(Specify diameter and depth of second hole)


(Specify countersink-angle) "standard 45°"

WORK MATERIAL

- Solid wood
 MDF/Melamine panels
 Chipboard panels and hardwood

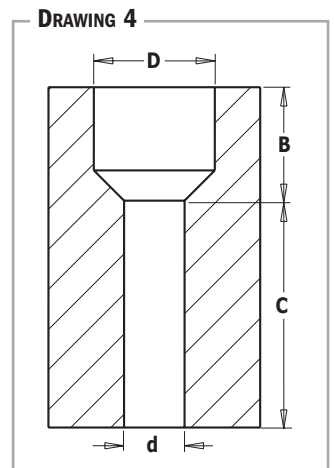
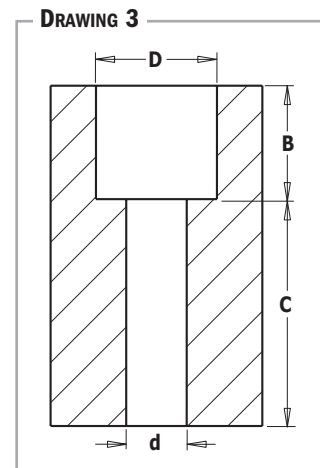
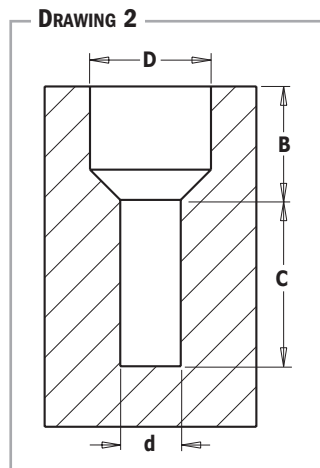
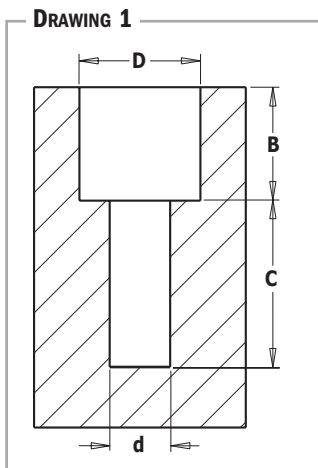
(Specify other materials)

MACHINE DATA

Manufacturer/Model

RPM

Feed speed (metres/minute)



For orders, please fill out this form and fax it to:

#39 0721 481021 or mail to:

C.M.T. Utensili S.p.A. - Via della Meccanica, s.n. - 61122 Pesaro, Fraz. Chiusa di Ginestreto - Italia

BITS FOR HAND POWER TOOLS



PRODUCTS	PAGE
Adaptors	280-281
Interchangeable Boring Bits	281
Boring Bits	282~285
Chisel & Bit Sets	285
Plug Cutters & Sets	286-287
Forstner Bits	288
Rosette Cutters	289
Brad Point Bits	290-293
Bits for Mafell® & Festool® Machines	291
Countersinks & Drills	294-297

Adaptors



509-532-533 ...with parallel shank for interchangeable bits



S mm	LB mm	ORDER NO. Right-hand rotation	ORDER NO. Left-hand rotation
8x30	35	532.080.01	
9,5x30	35	532.095.01	
10x50	60	533.100.01	533.100.02
12x30	35	532.120.01	
13x50	100	509.130.01	509.130.02
16x50	100	509.160.01	509.160.02

For use with the following parts: **501 HW**


TECHNICAL DETAILS:

- Super strength steel.
- Parallel shank with driving flat and adjustable screw length.

APPLICATION:

used on boring machines with adaptor chucks.

Adaptors



511 ...with parallel shank for quick change drills



S mm	LB mm	ORDER NO. Right-hand rotation	ORDER NO. Left-hand rotation
10x20 (with driving flat and screw)	27	511.270.01	511.270.02
10x35 (with driving flat and screw)	40	511.400.01	511.400.02

For use with the following parts: **501 HW**

TECHNICAL DETAILS:

- Super strength steel.
- Parallel shank with driving flat and adjustable screw length.

APPLICATION:

used on boring machines with adaptor chucks.

Spare parts



990.003.00

Adaptors



506



S mm	LB mm	ORDER NO. Right-hand rotation	ORDER NO. Left-hand rotation
M10/11x4	15	506.150.01	506.150.02
M10/11x4	25	506.250.01	506.250.02
M10/11x4	35	506.350.01	506.350.02

For use with the following parts: **501 HW**

TECHNICAL DETAILS:

- Super strength steel.
- Parallel shank with driving flat and adjustable screw length.

APPLICATION:

used on boring machines with adaptor chucks.

SAW BLADES
 JIG SAW BLADES
 SABRE SAW BLADES
 TOOLS FOR MULTI-CUTTERS
 TOOLS WITH BORE & KNIVES
 ROUTER BITS & SETS
 CNC ROUTER CUTTER & CHUCKS
 INDUSTRIAL DOWEL DRILLS
 BITS FOR HAND POWER TOOLS
 HOLE SAW BLADES
 POWER TOOLS & ACCESSORIES
 DISPLAY CABINETS & SPARE PARTS



503

RH LH

S mm	LB mm	ORDER NO. Right-hand rotation	ORDER NO. Left-hand rotation
M10/30°	25	503.250.01	503.250.02
M10/30°	35	503.350.01	503.350.02
M10/30°	45	503.450.01	503.450.02

For use with the following parts: 501 HW

TECHNICAL DETAILS:

- Super strength steel.
- Parallel shank with driving flat and adjustable screw length

APPLICATION:

used on boring machines with adaptor chucks.



534

RH

S	ORDER NO. Right-hand rotation
MK2/∅20x14F.x1"	534.020.01
MK2/M30x1,5	534.030.01


For use with the following parts: 501 HW

TECHNICAL DETAILS:

- Super strength steel.

APPLICATION:

used on CNC machines or hand-held routers equipped with adaptor chucks.




501

HW Z2+2 RH LH

D mm	L mm	S mm	ORDER NO. Right-hand rotation	ORDER NO. Left-hand rotation
20	30	M12x1	501.200.11	501.200.12
22	30	M12x1	501.220.11	501.220.12
24	30	M12x1	501.240.11	501.240.12
25	30	M12x1	501.250.11	501.250.12
26	30	M12x1	501.260.11	501.260.12
30	30	M12x1	501.300.11	501.300.12
32	30	M12x1	501.320.11	501.320.12
34	30	M12x1	501.340.11	501.340.12
35	30	M12x1	501.350.11	501.350.12
36	30	M12x1	501.360.11	501.360.12
38	30	M12x1	501.380.11	501.380.12
40	30	M12x1	501.400.11	501.400.12
45	30	M12x1	501.450.11	501.450.12
50	30	M12x1	501.500.11	501.500.12
55	30	M12x1	501.550.11	501.550.12
60	30	M12x1	501.600.11	501.600.12

Boring Bits with Parallel Shank

HW **Z2** **V2** **RH**



512

D mm	L mm	S mm	ORDER NO. Right-hand rotation
14	90	10x60	512.140.11
15	90	10x60	512.150.11
16	90	10x60	512.160.11
17	90	10x60	512.170.11
18	90	10x60	512.180.11
19	90	10x60	512.190.11
20	90	10x60	512.200.11
21	90	10x60	512.210.11
22	90	10x60	512.220.11
23	90	10x60	512.230.11
24	90	10x60	512.240.11
25	90	10x60	512.250.11
26	90	10x60	512.260.11
27	90	10x60	512.270.11
28	90	10x60	512.280.11
29	90	10x60	512.290.11
30	90	10x60	512.300.11
31	90	10x60	512.310.11
32	90	10x60	512.320.11
33	90	10x60	512.330.11
34	90	10x60	512.340.11
35	90	10x60	512.350.11
38	90	10x60	512.380.11
40	90	10x60	512.400.11
new 42	90	10x60	512.420.11
45	90	10x50	512.450.11
48	90	10x50	512.480.11
50	90	10x50	512.500.11
55	90	10x50	512.550.11
58	90	10x50	512.580.11
60	90	10x50	512.600.11

TECHNICAL DETAILS:

- Super strength steel.
- HW precision balanced centre point.
- 2 HW precision ground cutting edges [Z2].
- 2 HW negatively ground spurs [V2].
- Parallel shank.

APPLICATION:

used for drilling blind holes in solid wood, wood composites and plastic laminate materials.
Ideal for hinges.

5-Piece Boring Bit Set for Hinges

HW **Z2** **V2** **RH**



512

The perfect set for hinge work and other related applications. Machined from special high speed steel with micrograin carbide tips, these bits are available in diameters of 15, 20, 25, 30 and 35mm. Safely packaged in a solid plastic box with glass front for easy storage and inventory.


TECHNICAL DETAILS:

- Super strength steel.
- HW precision balanced centre point.
- 2 HW precision ground cutting edges [Z2].
- 2 HW negatively ground spurs [V2].
- Parallel shank.

APPLICATION:

used for drilling blind holes in solid wood, wood composites and plastic laminated materials.
Ideal for hinges.

DESCRIPTION	S mm	L mm	BIT DIAMETER mm	ORDER NO. Right-hand rotation
5-Piece Boring Bit Set for Hinges	10	90	15-20-25-30-35	512.001.01



512

SP Z2 V2 RH

D mm	L mm	S mm	ORDER NO. Right-hand rotation
8	90	10x30	512.081.31
10	90	10x30	512.101.31
12	90	10x30	512.121.31
14	90	10x30	512.141.31
15	90	10x30	512.151.31
16	90	10x30	512.161.31
18	90	10x30	512.181.31
20	90	10x30	512.201.31
22	90	10x30	512.221.31
24	90	10x30	512.241.31
25	90	10x30	512.251.31
26	90	10x30	512.261.31
28	90	10x30	512.281.31
30	90	10x30	512.301.31
32	90	10x30	512.321.31
34	90	10x30	512.341.31
35	90	10x30	512.351.31
38	90	10x30	512.381.31
40	90	10x30	512.401.31
45	90	10x30	512.451.31
50	90	10x30	512.501.31

TECHNICAL DETAILS:

- SP steel.
- Precision balanced centre point.
- 2 spurs [V2].
- 2 precision ground cutting edges [Z2].
- Long-lasting cutting performance.
- Parallel shank.

APPLICATION:

used for drilling blind holes in softwood. **Ideal for hinges.**

5-Piece Boring Bit Set for Hinges



512

SP Z2 V2 RH

The perfect set for hinge work and other related applications. Machined from special high speed steel, these bits are available in diameters of 15, 20, 25, 30 and 35mm. Precisely ground, sharpened with round shanks and safely packaged in a solid plastic box with glass front for easy storage and inventory.


TECHNICAL DETAILS:

- SP steel.
- Precision balanced centre point.
- 2 spurs [V2].
- 2 precision ground cutting edges [Z2].
- Long-lasting cutting performance.

APPLICATION:

used for drilling blind holes in softwood. **Ideal for hinges.**

DESCRIPTION	S mm	L mm	BIT DIAMETER mm	ORDER NO. Right-hand rotation
5-Piece Boring Bit Set for Hinges	10	90	15-20-25-30-35	512.001.00



513

D mm	L mm	S mm	ORDER NO. Right-hand rotation
15	120	13	513.150.11
16	120	13	513.160.11
18	120	13	513.180.11
20	120	13	513.200.11
22	125	13	513.220.11
25	125	13	513.250.11
26	125	13	513.260.11
28	130	13	513.280.11
30	130	13	513.300.11
35	130	13	513.350.11
40	130	13	513.400.11
45	130	13	513.450.11
50	130	13	513.500.11
55	140	13	513.550.11
60	140	13	513.600.11

514

D mm	L mm	S mm	ORDER NO. Right-hand rotation
15	120	16	514.150.11
16	120	16	514.160.11
18	120	16	514.180.11
20	120	16	514.200.11
22	125	16	514.220.11
25	125	16	514.250.11
26	125	16	514.260.11
28	130	16	514.280.11
30	130	16	514.300.11
32	130	16	514.320.11
35	130	16	514.350.11
40	130	16	514.400.11
45	130	16	514.450.11
50	130	16	514.500.11
55	140	16	514.550.11
60	140	16	514.600.11

TECHNICAL DETAILS:

- Super strength steel.
- HW precision balanced centre point.
- 2 HW precision ground cutting edges [Z2].
- 2 HW negatively ground spurs [V2].
- Parallel shank.

APPLICATION:

used for drilling blind holes in solid wood, wood composites and plastic laminated materials.
Ideal for hinges.

Boring Bits with Parallel Shank



392



D	L	S	ORDER NO.
mm	mm	mm	Right-hand rotation
15	60	8	392.150.11
20	60	8	392.200.11
25	60	8	392.250.11
26	60	8	392.260.11
30	60	8	392.300.11
35	60	8	392.350.11
35	60	12,7	392.351.11
40	60	8	392.400.11

TECHNICAL DETAILS:

- Super strength steel.
- HW precision balanced centre point.
- 2 HW precision ground cutting edges [Z2].
- 2 HW negatively ground spurs [V2].
- Parallel shank.
- Right-hand rotation (RH).

APPLICATION:

for use on drilling machines and hand-held routers in solid wood, wood composites and plastic laminated materials.

Ideal for hinges and blind holes.

Mortise Chisel & Bit Sets



543



D		S		ORDER NO.
mm	inches	mm	inches	Right-hand rotation
6,35	1/4	19	3/4	543.064.51
8	5/16	19	3/4	543.079.51
9,5	3/8	19	3/4	543.095.51
12,7	1/2	19	3/4	543.127.51
15,8	5/8	19	3/4	543.158.51
19	3/4	19	3/4	543.190.51

It's tough to beat the "old faithful" mortise and tenon joint for strength and accuracy, even with all the other joining options in the world of woodworking. It isn't the easiest joint to make, but for sure it helps to have the best quality tools in your shop. That's why we've added a new selection of chisel and bit sets in all the popular sizes 6,35mm (1/4") to 19mm (3/4") diameter.

These sets are for use on any standard drill press mortising attachment of mortising machines.



Sample of Chisel Mortiser

Plug Cutters



529

SP RH

d mm	D mm	L mm	S mm	Z	ORDER NO. Right-hand rotation
8	18	140	13	4	529.080.31
10	20	140	13	4	529.100.31
12	24	140	13	4	529.120.31
14	26	140	13	4	529.140.31
15	27	140	13	4	529.150.31
16	28	140	13	4	529.160.31
18	30	140	13	4	529.180.31
20	32	140	13	4	529.200.31
22	34	140	13	5	529.220.31
25	37	140	13	5	529.250.31
30	42	140	13	5	529.300.31
32	44	140	13	5	529.320.31
35	47	160	16	6	529.350.31
40	52	160	16	6	529.400.31
45	57	160	16	6	529.450.31
50	62	160	16	6	529.500.31

d inches	D inches	L inches	S inches	Z	ORDER NO. Right-hand rotation
3/8	49/64	5-1/2	1/2	4	529.095.31
1/2	61/64	5-1/2	1/2	4	529.127.31
5/8	1-7/64	5-1/2	1/2	4	529.158.31
3/4	1-7/32	5-1/2	1/2	4	529.191.31
7/8	1-11/32	5-1/2	1/2	4	529.222.31
1	1-15/32	5-1/2	1/2	5	529.254.31
1-1/4	1-19/32	5-1/2	1/2	5	529.317.31
1-3/8	1-27/32	6-5/16	5/8	6	529.349.31
1-1/2	1-31/32	6-5/16	5/8	6	529.381.31
1-5/8	2-3/32	6-5/16	5/8	6	529.413.31
1-3/4	2-7/32	6-5/16	5/8	6	529.445.31
2	2-15/32	6-5/16	5/8	6	529.508.31

Use our D=16mm bushing to increase the 13mm shank (order no. 799.130.00 on page 303)

TECHNICAL DETAILS:

- SP steel.
- Long lasting cutter performance.

APPLICATION:

used to make plugs in hard and soft woods.

D mm	D inches	Max RPM Softwood	Max RPM Hardwood
< Ø16	5/8	1000	500
< Ø40	1-37/64	500	300
> Ø40	1-37/64	200	150

Plug Cutters



530

HS Z4 RH

D mm	S	ORDER NO. Right-hand rotation
6,2	Ø21x14F.1"	530.062.51
8	Ø21x14F.1"	530.080.51
8,2	Ø21x14F.1"	530.082.51
10	Ø21x14F.1"	530.100.51
10,2	Ø21x14F.1"	530.102.51
12	Ø21x14F.1"	530.120.51
12,2	Ø21x14F.1"	530.122.51

TECHNICAL DETAILS:

- Super strength HS steel.
- 4 precision ground cutting edges [Z4].
- Long lasting cutter performance.

APPLICATION:

used for cutting dowels.


REMARK:

available on request.

500.001/02/03

SP RH

We offer a wide range of boring bits and plug cutters in the most popular diameters. If you need to bore or to make plugs in softwood these sets are exactly what you need!



500.001.08 Boring Bit & Plug Cutter Set

SET CONTAINS	D mm	L mm	S mm	ORDER NO. Right-hand rotation
Boring Bit with Parallel Shank	8	90	10	512.081.31
Boring Bit with Parallel Shank	10	90	10	512.101.31
Boring Bit with Parallel Shank	12	90	10	512.121.31
Boring Bit with Parallel Shank	15	90	10	512.151.31
Plug Cutter	8	140	13	529.080.31
Plug Cutter	10	140	13	529.100.31
Plug Cutter	12	140	13	529.120.31
Plug Cutter	15	140	13	529.150.31

500.002.08 Boring Bit & Plug Cutter Set


SET CONTAINS	D mm	L mm	S mm	ORDER NO. Right-hand rotation
Boring Bit with Parallel Shank	16	90	10	512.161.31
Boring Bit with Parallel Shank	20	90	10	512.201.31
Boring Bit with Parallel Shank	25	90	10	512.251.31
Boring Bit with Parallel Shank	30	90	10	512.301.31
Plug Cutter	16	140	13	529.160.31
Plug Cutter	20	140	13	529.200.31
Plug Cutter	25	140	13	529.250.31
Plug Cutter	30	140	13	529.300.31

500.003.08 Boring Bit & Plug Cutter Set

SET CONTAINS	D mm	L mm	S mm	ORDER NO. Right-hand rotation
Boring Bit with Parallel Shank	15	90	10	512.151.31
Boring Bit with Parallel Shank	20	90	10	512.201.31
Boring Bit with Parallel Shank	25	90	10	512.251.31
Boring Bit with Parallel Shank	30	90	10	512.301.31
Plug Cutter	15	140	13	529.150.31
Plug Cutter	20	140	13	529.200.31
Plug Cutter	25	140	13	529.250.31
Plug Cutter	30	140	13	529.300.31

Forstner Bits


SP Z2 V2 RH



537

D mm	L mm	S mm	ORDER NO. Right-hand rotation
10	90	8	537.100.31
12	90	8	537.120.31
14	90	8	537.140.31
15	90	8	537.150.31
16	90	8	537.160.31
18	90	8	537.180.31
20	90	8	537.200.31
22	90	8	537.220.31
24	90	8	537.240.31
25	90	8	537.250.31
26	90	8	537.260.31
28	90	8	537.280.31
30	90	8	537.300.31
32	90	10	537.320.31
35	90	10	537.350.31
38	90	10	537.380.31
40	90	10	537.400.31
45	90	10	537.450.31
50	90	10	537.500.31
55	90	10	537.550.31
68	157	12,7	537.680.31

D inches	L inches	S inches	ORDER NO. Right-hand rotation
1/4	3-35/64	3/8	537.064.31
3/8	3-35/64	3/8	537.095.31
1/2	3-35/64	3/8	537.127.31
5/8	3-35/64	3/8	537.158.31
3/4	3-35/64	3/8	537.190.31
7/8	3-35/64	3/8	537.222.31
1	3-35/64	3/8	537.254.31
1-1/8	3-35/64	3/8	537.285.31
1-1/4	3-35/64	3/8	537.317.31
1-3/8	3-35/64	3/8	537.349.31
1-1/2	3-35/64	3/8	537.381.31
1-5/8	3-35/64	3/8	537.413.31
1-3/4	3-35/64	3/8	537.445.31
1-7/8	3-35/64	3/8	537.476.31
2	3-35/64	3/8	537.508.31
2-1/8	3-35/64	3/8	537.540.31



standard rim ϕ25mm

STANDARD RIM AND TOOTHED RIM:

Standard rims provide better guidance but tend to overheat. To overcome heat the larger diameters (>=Ø25mm) are designed with toothed rims.

TECHNICAL DETAILS:

- Super strength SP steel.
- Precision balanced centre point.
- 2 spurs [V2].
- 2 precision ground cutting edges [Z2].
- Long-lasting cutting performance.

APPLICATION:

used to drill precise flat bottom holes with no chipping in any softwood thickness.

Forstner Bit Sets

We offer a wide range of Forstner bits in the most popular diameters. These bits are available separately or in beautiful wooden sets. The high performance stagger tooth design on the bits with larger diameters allows for sharp holes with straight sides and flat bottoms. Bits available for drill presses, electric and cordless drills. Suitable for working on any type of softwood.

SP Z2 V2 RH

- 537.000.04**
- 537.000.05**
- 537.000.07**
- 537.000.12**



DESCRIPTION	SHANK	BIT DIAMETER	ORDER NO. Right-hand rotation
5 pcs. Router Bit Set in clamshell	Ø8-10mm	Ø15-20-25-30-35mm	537.000.05
12 pcs. Router Bit Set in clamshell	Ø8-10mm	Ø10-12-14-15-16-18-20-22-25-26-30-35mm	537.000.12
4 pcs. Router Bit Set in clamshell	Ø3/8"	Ø1/4" - 1/2" - 3/4" - 1"	537.000.04
7 pcs. Router Bit Set in clamshell	Ø3/8"	Ø1/4" - 3/8" - 1/2" - 5/8" - 3/4" - 7/8" - 1"	537.000.07
16 pcs. Router Bit Set in plastic box	Ø3/8"	Ø1/4" - 3/8" - 1/2" - 5/8" - 3/4" - 7/8" - 1" - 1-1/8" - 1-1/4" - 1-3/8" - 1-1/2" - 1-5/8" - 1-3/4" - 1-7/8" - 2" - 2-1/8"	537.000.16



531

HW **Z2** **RH**

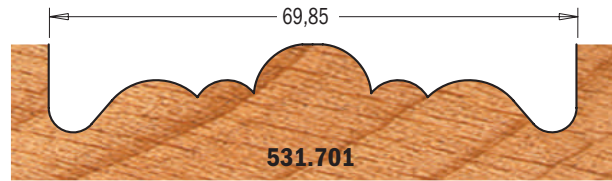
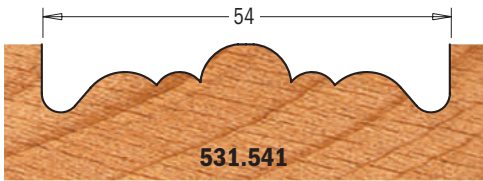
D mm	L mm	S mm	Max RPM	ORDER NO. Right-hand rotation
54	73,5	9,5	1500	531.541
54	71,3	9,5	1500	531.542
54	67,3	9,5	1500	531.543
54	72,3	9,5	1500	531.544
70	76,5	9,5	1000	531.701
70	74	9,5	1000	531.702

TECHNICAL DETAILS:

- Super strength HS steel.
- 2 HW precision ground cutting edges [Z2].
- Parallel exagonal shank.
- Right-hand rotation (RH).

APPLICATION:


to be used on drill presses and drilling power tools at low RPMs (see table). We recommend clamping your workpiece mechanically during boring operations.




Drawings are 1:1 scale



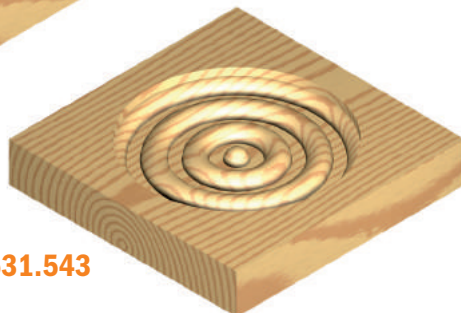
531.541
531.701




531.542
531.702



531.543

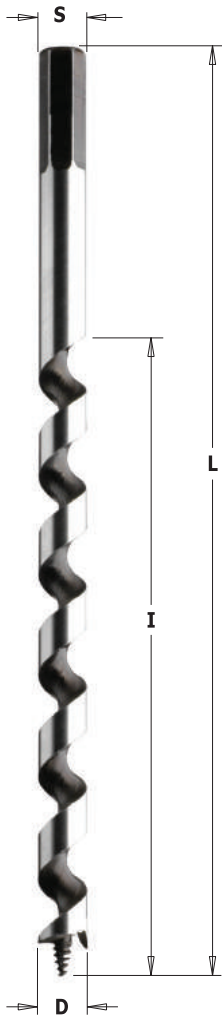


531.544



Brad Point Bits

HS Z1 V1 RH



542-535

D mm	I mm	L mm	S	ORDER NO. Right-hand rotation
6	155	230	Hexagonal	542.060.51
8	155	230	Hexagonal	542.080.51
10	155	230	Hexagonal	542.100.51
12	155	230	Hexagonal	542.120.51
14	155	230	Hexagonal	542.140.51
16	155	230	Hexagonal	542.160.51
18	155	230	Hexagonal	542.180.51
20	155	230	Hexagonal	542.200.51
7	360	460	Hexagonal	535.070.51
8	360	460	Hexagonal	535.080.51
10	360	460	Hexagonal	535.100.51
12	360	460	Hexagonal	535.120.51
14	360	460	Hexagonal	535.140.51
16	360	460	Hexagonal	535.160.51
18	360	460	Hexagonal	535.180.51
20	360	460	Hexagonal	535.200.51

TECHNICAL DETAILS:


- Super strength HS steel.
- Precision balanced centre point.
- 1 precision ground cutting edge [Z1].
- 1 spiral flute.
- 1 spur [V1].
- Long-lasting cutting performance.

APPLICATION:

used for drilling deep holes in soft and hardwood.

Brad Point Bits

HW Z2 V2 RH



540

D mm	L mm	S mm	ORDER NO. Right-hand rotation
5	90	8x30	540.050.11
6	90	8x30	540.060.11
8	90	8x30	540.080.11
10	90	8x30	540.100.11
12	90	8x30	540.120.11

TECHNICAL DETAILS:

- Super strength steel.
- HW head with precision balanced centre point.
- 2 precision ground cutting edges [Z2].
- 2 negatively ground spurs [V2].
- 2 spiral flutes

APPLICATION:

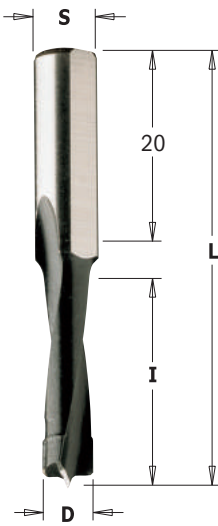
for use on hand-held router to drill blind holes in solid wood, wood composites or plastic laminates.

541 Stop Collars

D mm	ORDER NO.	Spare parts	
5	541.050.00		
6	541.060.00	990.002.00	991.062.00
8	541.080.00	990.002.00	991.062.00
10	541.100.00	990.002.00	991.062.00
12	541.120.00	990.002.00	991.062.00

Stop collars with precision clamping nut and key for quick and easy assembly.

SAW BLADES | JIG SAW BLADES | SABRE SAW BLADES | TOOLS FOR MULTI-CUTTERS | TOOLS WITH BORE & KNIVES | ROUTER BITS & SETS | CNC ROUTER CUTTER & CHUCKS | INDUSTRIAL DOWEL DRILLS | BITS FOR HAND POWER TOOLS | HOLE SAW BLADES | POWER TOOLS & ACCESSORIES | DISPLAY CABINETS & SPARE PARTS

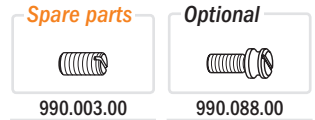


312



D mm	I mm	L mm	S mm	ORDER NO. Right-hand rotation
4	30	58	8	312.040.11
5	30	58	8	312.050.11
6	30	58	8	312.060.11
8	30	58	8	312.080.11
10	30	58	8	312.100.11
12	30	58	8	312.120.11
14	30	58	8	312.140.11
16	30	58	8	312.160.11

These drill bits are made with high-strength steel in order to work with high speed rotation. They are perfect for boring all materials like solid wood, wood and composites, plastic and laminated with **hand-held routers and MAFELL® machine model DD40.**



TECHNICAL DETAILS:

- Super strength steel.
- Spiral portion coated with black P.T.F.E.
- HW precision balanced centre point.
- 2 HW precision ground cutting edges [Z2].
- 2 spiral flutes.
- Parallel shank with driving flat and length adjusting screw.

Router Bits for Domino® Joining Machines by Festool®



380



D mm	I mm	L mm	S mm	FESTOOL®	ORDER NO. Right-hand rotation
• 4	11	38	M6x0,75	DF500	380.040.11
5	20	49	M6x0,75	DF500	380.050.11
6	28	49	M6x0,75	DF500	380.060.11
8	28	49	M6x0,75	DF500	380.080.11
8	50	90	M8x1	DF700	380.081.11
10	28	49	M6x0,75	DF500	380.100.11
10	70	90	M8x1	DF700	380.101.11
12	70	90	M8x1	DF700	380.121.11
14	70	90	M8x1	DF700	380.141.11


• HWM

TECHNICAL DETAILS:

- Premium quality super-strength steel.
- Spiral portion coating with black P.T.F.E.
- Extra-fine micrograin carbide spiral portion.
- 2 cutting edges [Z2].
- 2 spiral flutes.


APPLICATION:

for use on "Domino®" machines to rout slots on solid wood and wood composites.



Brad Point Bits

SP HS Z2 RH



517

D mm	I mm	L mm	S mm	ORDER NO. Right-hand rotation	SP	ORDER NO. Right-hand rotation	HS
3	33	61	3	517.030.31		517.030.51	
4	43	75	4	517.040.31		517.040.51	
5	52	86	5	517.050.31		517.050.51	
6	57	93	6	517.060.31		517.060.51	
7	69	109	7	517.070.31		517.070.51	
8	75	117	8	517.080.31		517.080.51	
9	80	120	9	517.090.31		517.090.51	
10	80	120	10	517.100.31		517.100.51	
11	89	142	8	517.110.31		517.110.51	
12	96	151	8	517.120.31		517.120.51	
13	96	151	8	517.130.31		517.130.51	
14	96	151	10	517.140.31		517.140.51	
15	100	160	10	517.150.31		517.150.51	
16	100	160	10	517.160.31		517.160.51	
18	130	180	10	517.180.31			
20	135	200	10	517.200.31			

SP TECHNICAL DETAILS:

- Super strength SP steel.
- Precision balanced center point.
- 2 precision ground cutting edges [Z2].
- 2 flutes.

HS TECHNICAL DETAILS:

- Super strength HS steel.
- Precision balanced center point.
- 2 precision ground cutting edges [Z2].
- 4 flutes.

APPLICATION:
used for drilling holes in softwood.

APPLICATION:
used for drilling holes in soft and hardwood.
Long-lasting cutting performance.

Brad Point Bit Sets

HS SP Z2 RH




517

5-Piece Brad Point Bit Set
An economical collection of the five most popular sized brad points - 4, 5, 6, 8 and 10mm.
Safely packaged in a reusable plastic case for easy storage and access.

8-Piece Brad Point Bit Set
A complete collection of the most popular brad points in the most requested sizes - 3, 4, 5, 6, 7, 8, 9 and 10mm.
Safely packaged in a reusable plastic case for easy storage and access.

DESCRIPTION	Z	BIT DIAMETER	ORDER NO. Right-hand rotation
5-Pcs. HS Brad Point Set	4 flutes	(Ø4-5-6-8-10mm)	517.001.01
5-Pcs. SP Brad Point Set	2 flutes	(Ø4-5-6-8-10mm)	517.001.00
8-Pcs. HS Brad Point Set	4 flutes	(Ø3-4-5-6-7-8-9-10mm)	517.002.01
8-Pcs. SP Brad Point Set	2 flutes	(Ø3-4-5-6-7-8-9-10mm)	517.002.00



515

HS Z2 RH

ANUBA® no.	d mm	D-S mm	I ₁ mm	I mm	LB mm	L mm	ORDER NO. Right-hand rotation
9,5	3,8	5,2	18	56	74	132	515.095.51
11	4,8	5,7	17	60	76	145	515.110.51
13	5,8	6,7	18	68	83	155	515.130.51
14,5	6,3	7,2	19	75	89	165	515.145.51
16	6,7	7,7	25	85	100	165	515.160.51
18	7,7	8,7	25	85	102	165	515.180.51
20	8,8	9,8	25	90	104	165	515.200.51

Parallel Shank with Driving Flat

ANUBA® no.	d mm	D mm	I mm	LB mm	S mm	L mm	ORDER NO. Right-hand rotation
9	3,8	5	20	40	10x35	75	515.091.51
11	4,2	5,7	20	45	10x35	80	515.111.51
13	5,2	6,5	15	50	10x35	85	515.131.51
14	5,5	7	15	55	10x35	90	515.141.51
16	6	7,7	15	60	10x35	95	515.161.51
18	6,6	8,2	20	70	10x35	105	515.181.51
20	7,2	8,7	20	80	10x35	115	515.201.51

TECHNICAL DETAILS:

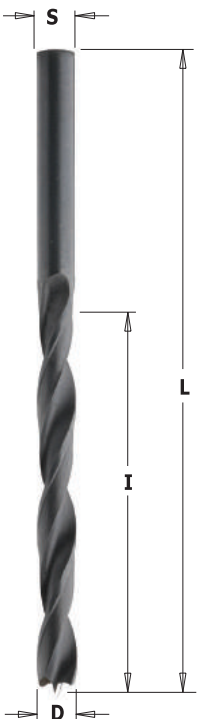
- Super strength steel.
- HS steel.
- 2 HS precision ground cutting edges [Z2].
- 2 spiral flutes.

APPLICATION:

used for drilling blind holes in soft and hardwood.



Brad Point Bits



516

HS Z2 RH LH

D mm	I mm	L mm	S mm	ORDER NO. Right-hand rotation	ORDER NO. Left-hand rotation
2	24	49	2	516.020.51	516.020.52
2,5	30	57	2,5	516.025.51	516.025.52
3	33	61	3	516.030.51	516.030.52
3,5	39	70	3,5	516.035.51	516.035.52
4	43	75	4	516.040.51	516.040.52
4,5	47	80	4,5	516.045.51	516.045.52
5	52	86	5	516.050.51	516.050.52
5,5	57	93	5,5	516.055.51	516.055.52
6	57	93	6	516.060.51	516.060.52
7	69	109	7	516.070.51	516.070.52
8	75	117	8	516.080.51	516.080.52
9	81	125	9	516.090.51	516.090.52
10	87	133	10	516.100.51	516.100.52

TECHNICAL DETAILS:

- Super strength steel.
- Precision balanced centre point.
- 2 precision ground cutting edges [Z2].
- 2 spiral flutes.
- Common shank and cutting diameter (S=D).

APPLICATION:

used for drilling holes in soft and hardwood.

Countersinks with Threaded Shank



350

HW **Z2** **RH** **LH**

B mm	S mm	ORDER NO. Right-hand rotation	ORDER NO. Left-hand rotation
3	M10/Ø11x4	350.030.11	350.030.12
4	M10/Ø11x4	350.040.11	350.040.12
5	M10/Ø11x4	350.050.11	350.050.12

TECHNICAL DETAILS:

- Super strength steel.
- 2 HW precision ground cutting edges [Z2].
- Quick and easy drill change.

APPLICATION:


for use with spiral bits featuring parallel shank.

Spare parts



990.001.00

Countersinks with Threaded Shank



351

B mm	S mm	ORDER NO. Right-hand rotation	ORDER NO. Left-hand rotation
3	M10/30°	351.030.11	351.030.12
4	M10/30°	351.040.11	351.040.12
5	M10/30°	351.050.11	351.050.12

TECHNICAL DETAILS:

- Super strength steel.
- 2 HW precision ground cutting edges [Z2].
- Quick and easy drill change.

APPLICATION:


for use with spiral bits featuring parallel shank.

Spare parts




990.001.00

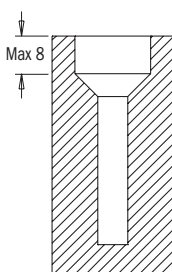
Adjustable Countersink



521.001

HW **Z2** **RH**

d mm	D mm	ORDER NO. Right-hand rotation	Spare parts	
3 ~ 7	11 ~ 15	521.001.11	 990.061.00	 991.067.00



Twist drills	Overall diameter
Ø3	Ø11
Ø4	Ø12
Ø5	Ø13
Ø6	Ø14
Ø7	Ø15

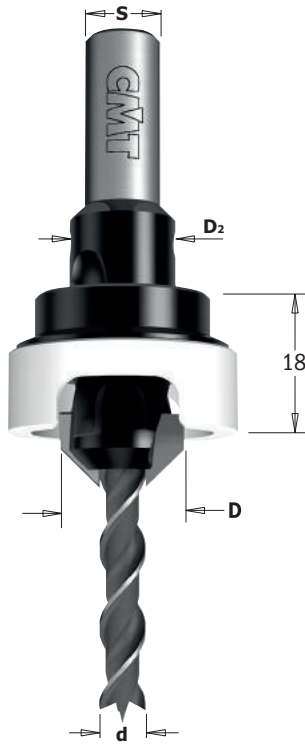
TECHNICAL DETAILS:

- Premium quality HW.
- 2 HW precision ground cutting edges [Z2].
- Quick and easy drill change.

APPLICATION:

for use with spiral bits featuring parallel shank.
Twist drills not included.

Drill Bits with 45° Countersink Set



521A

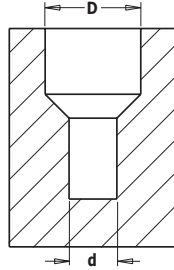
d mm	D mm	D ₂ mm	A	S mm	ORDER NO. Right-hand rotation
3	12	10	45°	8	521.312.11A
4	12	10	45°	8	521.412.11A
5	16	14	45°	10	521.516.11A
6	16	14	45°	10	521.616.11A



Spare parts

Part	Order No.	Order No.	Order No.
Drill bit	521.312.11	517.030.51	541.101.00
Drill bit	521.412.11	517.040.51	541.101.00
Drill bit	521.516.11	517.050.51	541.141.00
Drill bit	521.616.11	517.060.51	541.141.00

Spare parts 990.014.00 Screw
991.060.00 Hex key



TECHNICAL DETAILS:

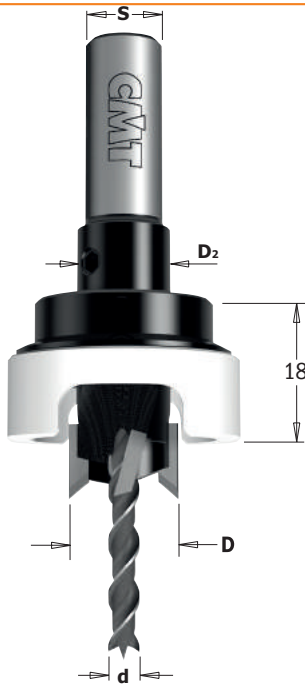
- Super strength steel.
- Countersink: 2 HW precision ground cutting edges [Z2].

APPLICATION:

used for drilling holes in soft, hardwood and wood composites.

Stop collars with precision clamping nut for quick and easy assembly. The Delrin® protection sleeve lets you work without leaving marks on the workpiece.

Drill Bits with 90° Countersink Set



515A

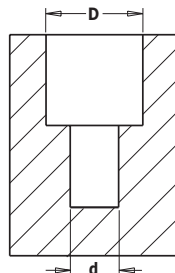
d mm	D mm	D ₂ mm	S mm	ORDER NO. Right-hand rotation
4	12	10	10	515.412.11A
4	14	12	10	515.414.11A
5	15	14	10	515.515.11A
6	14	12	10	515.614.11A
6	15	14	10	515.615.11A



Spare parts

Part	Order No.	Order No.	Order No.
Drill bit	515.412.11	517.040.51	541.101.00
Drill bit	515.414.11	517.040.51	541.121.00
Drill bit	515.515.11	517.050.51	541.141.00
Drill bit	515.614.11	517.060.51	541.121.00
Drill bit	515.615.11	517.060.51	541.141.00

Spare parts 990.014.00 Screw
991.060.00 Hex key



TECHNICAL DETAILS:

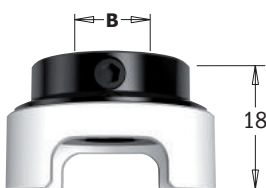
- Super strength steel.
- Countersink: 2 HW precision ground cutting edges [Z2].
- Countersink: 2 HW negatively ground spurs [V2].

APPLICATION:

used for drilling holes in soft, hardwood and wood composites.

Stop collars with precision clamping nut for quick and easy assembly. The Delrin® protection sleeve lets you work without leaving marks on the workpiece.

Stop Collars with Delrin® Sleeve



541

B mm	ORDER NO.
10	541.101.00
12	541.121.00
14	541.141.00

Spare parts

Part	Order No.	Order No.
Stop collar	990.014.00	991.060.00
Stop collar	990.014.00	991.060.00
Stop collar	990.014.00	991.060.00

Stop collars with precision clamping nut for quick and easy assembly. The Delrin® protection sleeve lets you work without leaving marks on the workpiece.

45° Countersink with Parallel Shank

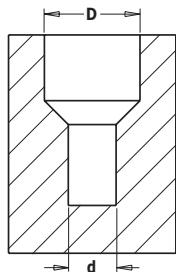


521

HW **Z2** **RH** **LH**

d mm	D mm	D ₂ mm	A	S mm	ORDER NO.	ORDER NO.	Spare parts
					Right-hand rotation	Left-hand rotation	
3	12	10	45°	8	521.312.11	521.312.12	990.014.00
4	12	10	45°	8	521.412.11	521.412.12	990.014.00
5	16	14	45°	10	521.516.11	521.516.12	990.014.00
6	16	14	45°	10	521.616.11	521.616.12	990.014.00

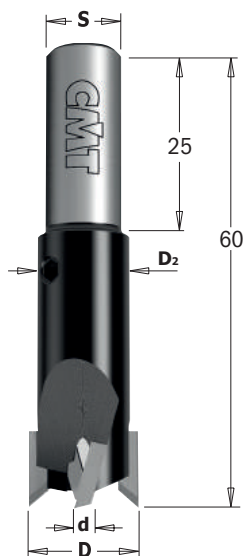
Spare parts 991.060.00 2mm hex key



TECHNICAL DETAILS:

- Super strength steel.
- 2 HW precision ground cutting edges [Z2].

90° Countersink with Parallel Shank

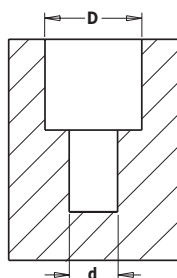


515

HW **Z2** **V2** **RH**

d mm	D mm	D ₂ mm	A	S mm	ORDER NO.		Spare parts
					Right-hand rotation		
4	12	10	90°	10	515.412.11		990.014.00
4	14	12	90°	10	515.414.11		990.014.00
5	15	14	90°	10	515.515.11		990.014.00
6	14	12	90°	10	515.614.11		990.014.00
6	15	14	90°	10	515.615.11		990.014.00

Spare parts 991.060.00 2mm hex key




TECHNICAL DETAILS:

- Super strength steel.
- 2 HW precision ground cutting edges [Z2].
- 2 HW negatively ground spurs [V2].

90° Countersink with Parallel Shank

new

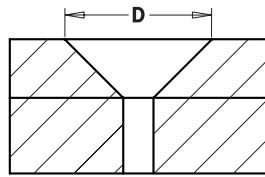
CMT ORANGE TOOLS™



521

HWM Z3 RH

D mm	I mm	L mm	S mm	ORDER NO. Right-hand rotation
19,5	9	70	10x48	521.002.11

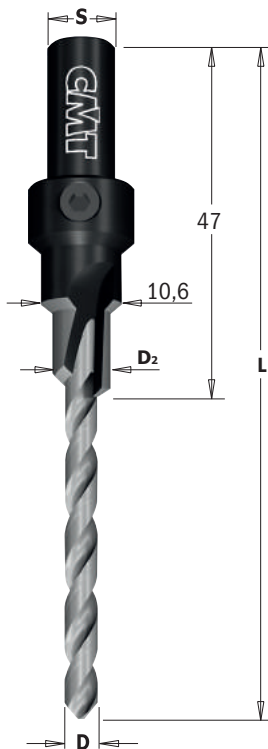


TECHNICAL DETAILS:

- Super strength steel.
- 3 HWM precision ground cutting edges [Z3].

Drill Bit with Countersink for Screw Joints

new



515

SP Z1 RH

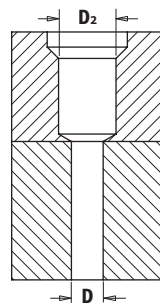
D mm	D ₂ mm	L mm	S mm	ORDER NO. Right-hand rotation
4,2	7,6	87	9	515.042.31
5	7,6	93,7	9	515.050.31

TECHNICAL DETAILS:

- Super strength steel.
- SP steel.
- 1 SP precision ground cutting edge [Z1].
- 1 spiral flute.

APPLICATION:

used for drilling blind holes in soft and hardwood.



SAW BLADES
JIG SAW BLADES
SABRE SAW BLADES
TOOLS FOR MULTI-CUTTERS
TOOLS WITH BORE & KNIVES
ROUTER BITS & SETS
CNC ROUTER CUTTER & CHUCKS
INDUSTRIAL DOWEL DRILLS
BITS FOR HAND POWER TOOLS
HOLE SAW BLADES
POWER TOOLS & ACCESSORIES
DISPLAY CABINETS & SPARE PARTS

FASTX4® SYSTEM: THE HOLE SAW REVOLUTION!

CMT's innovative system offers great advantages to all professionals!

new

X1 FAST LOCK

ALL IN ONE CLICK!

We developed a unique patented Fast Lock System to quickly change between sizes and types in seconds!

It is the only system that allows the hole saw and the pilot drill to be changed without tools.



X2 FAST DRILL

FAST DRILLING IN ALL CONDITIONS!

Our hole saws have unique body geometry and teeth sharpening which provides fast, precise drilling at Xtreme angles.

- pre-drill at the desired angle
- push the hole saw forward back in position and complete the hole.



X3 FAST BORE ENLARGEMENT

UNIQUE SOLUTION FOR BORE ENLARGEMENT!

CMT's has a unique and fast solution to enlarge your bores. Our innovative pilot drill bit can fit two hole saws, allowing you to enlarge a hole in seconds.





X4 FAST PLUG REMOVAL

EASY PLUG REMOVAL IN ONE CLICK!

No more screwdrivers or tools!

The plug is effortlessly removed by reversing the pilot drill bit.






HOLE SAW BLADES



PRODUCTS	PAGE
Tungsten Carbide-Tipped	302-303
Tungsten Carbide-Tipped Long	304-305
Bi-Metal Plus 8% Cobalt	306-307
Diamond Dry	308-309
Hole Saw Sets	310



Join us on our
YouTube
channel and watch our
Hole Saws video tutorials.




SAW BLADES
JIG SAW BLADES
SABRE SAW BLADES
TOOLS FOR MULTI-CUTTERS
TOOLS WITH BORE & KNIVES
ROUTER BITS & SETS
CNC ROUTER CUTTER & CHUCKS
INDUSTRIAL DOWEL DRILLS
BITS FOR HAND POWER TOOLS
HOLE SAW BLADES
POWER TOOLS & ACCESSORIES
DISPLAY CABINETS & SPARE PARTS

FASTX4[®] SYSTEM: THE HOLE SAW REVOLUTION!

The innovative patented FASTX4 system makes the hole saw arbor obsolete. These hole saws have been specifically designed to ensure maximum productivity, lifetime and performance in all materials. CMT offers a professional range for electricians, carpenters, builders, kitchen fitters and all related heating, ventilation and plumbing trades.


new

SERIES 550 TUNGSTEN CARBIDE-TIPPED SERIES 553 TUNGSTEN CARBIDE-TIPPED LONG



5X
FASTER

10X
LONGER LIFE



Long Lasting Construction Grade Carbide.


A special formulated construction grade carbide is used for the cutting teeth, which provides 10 times longer cutting life.

Tungsten carbide-tipped multi-purpose hole saws are designed for use in a wide variety of materials such as soft and hardwoods, chipboard, plywood, MDF, plastic, gypsum/plasterboard, tiles, solid brick, brick with cavities, aerated concrete block, lightweight aggregate block, breeze block and soft density lime-sandstone building block (max 30 N/mm² hardness).

SERIES 551 BI-METAL PLUS 8% COBALT



2X
LONGER LIFE



Bi-Metal Plus 8% Cobalt

Premium bi-metal with 8% cobalt provides Xtreme results in performance and up to 50% longer lifetime than the competition.

Special tooth geometry with regular pitch provides a smoother cut and better chip clearance preventing clogging and heat build-up. Teeth are alternate & side set to minimize binding and friction requiring less feed pressure. Ideal for mild steel (up to 1000 N/mm² strength), stainless steel, non-ferrous metal, aluminium, cast iron, copper and zinc.

SERIES 552 DIAMOND DRY



10X
LONGER LIFE



Diamond Grit Premium Grade

Very well-shaped and extremely strong cubo-octahedral inclusion-free heat-resistant crystals to deliver fast clean cuts up to 10 times longer life.

Diamond grit edge hole saws have been specially developed for professionals that need to drill in extremely hard materials such as ceramic tile (porcelain, gres, quarry, granite, hard stone), fiberglass, gypsum/plasterboard, fibercement board, Perspex[®], where it is increasingly difficult to drill with conventional hole saws. These hole saws guarantee excellent performance and superior lifetime even in the hardest materials.

EYE-CATCHING PACKAGING





























03.01.0297 (empty box)



03.01.0296 (empty box)



Teeth are protected with heat shrink wrap film

Material		Series 550-553 	Series 551 	Series 552 	Tips
Soft and hardwood		>500 holes	<30 holes		
Plywood, table top		>500 holes	<30 holes		
MDF, chipboard, veneered		>500 holes	<30 holes		
Laminated, Trespa®, HPL		>500 holes	<10 holes		
Gypsum and plasterboard		>500 holes	<50 holes	<20 holes	
Fibercement boards, Eternit®		>50 holes	<10 holes	<20 holes	
Sandwich materials			50~75 holes		
Plastic		>100 holes	<20 holes		
Fiberglass		50~100 holes			
Acrylic glass		>100 holes			Use coolant
Roofing tiles		>50 holes			No concrete tiles
Solid bricks, masonry		>50 holes		<20 holes	
Perforated bricks		>50 holes		<20 holes	
Lime bricks		>50 holes			
Porous and lightweight concrete		>500 holes	<20 holes		
Metals and thin sheet metals			10~40 holes		Use coolant oil
Non-ferrous metals			50~75 holes		Use coolant oil
Aluminium			50~75 holes		Use coolant oil
Stainless steel			30~50 holes		Use coolant oil. Low speed
Cast iron			5~10 holes		Use coolant oil
Copper, zinc, brass			50~75 holes		Use coolant oil
Tiles (porcelain, gres, quarry)				10~50 holes	
Hard stone (granite, marble), Okite				10~50 holes	

The number of holes is approximate. Material type, thickness and speed can affect such performance.

Examples of applications by diameter and user (this may vary country to country)

Diameter in mm	19	22	25	30	35	40	44	48	51	54	57	60	64	68	70	76	83	86	92	102	105	127	152	User	
Application																									
Fitted light	•	•	•	•	•	•	•	•	•	•	•	•	•	•	•	•	•	•	•					Electrician	
Cable feedthrough box				•	•							•						•							
Switch boxes													•												
Plug sockets														•											
Junction boxes															•	•									
Distributor boxes																		•	•						
Air conditioning pipes																					•	•		Heating fitter	
Sanitary and heating pipes	•		•	•	•																			Plumber and heating fitter	
Sanitary, drain and water pipes (insulated)						•	•	•																	

FASTX4 Multi-Purpose Hole Saws

new

CMT ORANGE TOOLS™



HW LONG LASTING CONSTRUCTION GRADE CARBIDE. Cutting teeth are made of a special formulated construction grade carbide which provides a longer cutting life.

SECURED TOOTH TECHNOLOGY
As a result of the latest technology, teeth are secured to prevent any breakage during impact with hard materials.

10X 5X
LONGER LIFE FASTER



The plug is effortlessly removed thanks to the innovative slots

MATERIALS

- soft, hardwood and plywood
- chipboard, MDF, veneered, laminated and table top (pre-drill the laminate/melamine by using left-hand rotation for clean finishing)
- gypsum, plasterboard, fibercement board, Eternit®
- plastics (PVC, nylon, Trespa®, polyester)
- fiberglass and acrylic glass
- tiles, solid bricks and bricks with cavities, aerated concrete blocks, lightweight aggregate blocks and breeze blocks, soft density lime-sandstone building blocks (max 30 N/mm² hardness); for hardness >30 N/mm² use the diamond dry hole saws.




Ceramic tiles



Wood & MDF



Trespa® & Plastic



Plasterboard



Soft bricks



Lime bricks

! Use the recommended speeds to get optimum lifetime. The speed affects the hole quality.
 Always pre-drill with the center drill to achieve best performance.
 The percussion/hammer action mode must be turned off when using these hole saws.

NEVER USE HAMMER MECHANISM



mm	D inches	Z	Wood & MDF RPM	PVC & Fiberglass RPM	Masonry, brick RPM	Tiles RPM	S	ORDER NO.
19	3/4	1	1.600	1.000	1.000	640	Hexagonal	550-019
20	25/32	1	1.600	1.000	1.000	640	Hexagonal	550-020
22	7/8	1	1.460	1.000	1.000	580	Hexagonal	550-022
25	1	1	1.280	1.000	1.000	510	Hexagonal	550-025
29	1-1/8	1	1.100	940	940	440	Hexagonal	550-029
30	1-3/16	1	1.070	910	910	430	Hexagonal	550-030
32	1-1/4	1	1.000	850	850	400	Hexagonal	550-032
35	1-3/8	1	920	780	780	370	Hexagonal	550-035
38	1-1/2	2	840	720	720	340	Hexagonal	550-038
40	1-9/16	2	800	680	680	320	Hexagonal	550-040
44	1-3/4	2	730	620	620	290	Hexagonal	550-044
51	2	3	630	540	540	250	Hexagonal	550-051
52	2-3/64	3	620	530	530	250	Hexagonal	550-052
54	2-1/8	3	590	510	510	240	Hexagonal	550-054
56	2-3/16	3	570	490	490	230	Hexagonal	550-056
57	2-1/4	3	560	480	480	220	Hexagonal	550-057
60	2-3/8	3	530	460	460	210	Hexagonal	550-060
64	2-1/2	3	500	430	430	200	Hexagonal	550-064
65	2-9/16	3	500	430	430	200	Hexagonal	550-065
68	2-43/64	3	470	400	400	190	Hexagonal	550-068
70	2-3/4	3	460	390	390	180	Hexagonal	550-070
73	2-7/8	3	440	370	370	180	Hexagonal	550-073
76	3	3	420	360	360	170	Hexagonal	550-076
79	3-1/8	3	410	350	350	160	Hexagonal	550-079
80	3-5/32	3	400	340	340	160	Hexagonal	550-080
82	3-15/64	3	390	330	330	160	Hexagonal	550-082
83	3-1/4	3	390	330	330	150	Hexagonal	550-083
89	3-1/2	3	360	310	310	140	Hexagonal	550-089
92	3-5/8	3	350	300	300	140	Hexagonal	550-092
102	4	5	310	270	270	130	Hexagonal	550-102
105	4-1/8	5	310	260	260	120	Hexagonal	550-105
108	4-1/4	5	300	250	250	120	Hexagonal	550-108
111	4-3/8	5	290	250	250	120	Hexagonal	550-111
114	4-1/2	5	280	240	240	110	Hexagonal	550-114
118	4-5/8	5	280	240	240	110	Hexagonal	550-118
127	5	5	250	220	220	100	Hexagonal	550-127
133	5-1/4	5	240	210	210	100	Hexagonal	550-133
152	6	5	210	180	180	80	Hexagonal	550-152
168	6-5/8	5	200	150	150	120	Hexagonal	550-168
210	8-5/16	5	200	150	150	120	Hexagonal	550-210
225	8-7/8	5	160	120	120	95	Hexagonal	550-225
260	10-15/64	5	150	110	110	80	Hexagonal	550-260
270	10-5/8	5	140	100	100	70	Hexagonal	550-270

550-HS1 For **Ø20-30mm (25/32" - 1-3/16")**. Hexagonal shank for **10mm (25/64")** chuck, HSS center drill, total length 180mm (7-5/64").




550-HW1 For **Ø20-30mm (25/32" - 1-3/16")**. Hexagonal shank for **10mm (25/64")** chuck, HW center drill, total length 180mm (7-5/64").



550-HS2 For **Ø32mm (1-1/4") and above**. Hexagonal shank for **13mm (1/2")** chuck, HSS center drill, total length 180mm (7-5/64").



550-HW2 For **Ø32mm (1-1/4") and above**. Hexagonal shank for **13mm (1/2")** chuck, HW center drill, total length 180mm (7-5/64").



550-DB1 For plug removal and bore enlargement (in hole saws with different hexagonal shank sizes). Hexagonal shank for **13mm (1/2")** chuck.



*Bore enlargement: feasible with hole saws with 9mm minimum difference between largest and smallest diameter.




FASTX4 Multi-Purpose Long Hole Saws

new

CMT ORANGE TOOLS™

553



HW LONG LASTING CONSTRUCTION GRADE CARBIDE.
Cutting teeth are made of a special formulated construction grade carbide which provides a longer cutting life.

SECURED TOOTH TECHNOLOGY
As a result of the latest technology, teeth are secured to prevent any breakage during impact with hard materials.



mm	D inches	Z	Wood & MDF RPM	PVC & Fiberglass RPM	Masonry, brick RPM	Tiles RPM	S	ORDER NO.
32	1-1/4	1	800	600	600	400	Hexagonal	553-032
45	1-49/64	2	600	450	450	350	Hexagonal	553-045
51	2	3	600	450	450	350	Hexagonal	553-051
60	2-3/8	3	500	350	350	300	Hexagonal	553-060
65	2-9/16	3	500	350	350	300	Hexagonal	553-065
68	2-43/64	3	500	350	350	300	Hexagonal	553-068
70	2-3/4	3	500	350	350	300	Hexagonal	553-070
76	3	3	500	350	350	300	Hexagonal	553-076
80	3-5/32	3	300	250	250	200	Hexagonal	553-080
83	3-1/4	3	300	250	250	200	Hexagonal	553-083
86	3-3/8	3	300	250	250	200	Hexagonal	553-086
92	3-5/8	3	300	250	250	200	Hexagonal	553-092
102	4	5	300	250	250	200	Hexagonal	553-102
105	4-1/8	5	300	250	250	200	Hexagonal	553-105
111	4-3/8	5	200	150	150	120	Hexagonal	553-111
114	4-1/2	5	200	150	150	120	Hexagonal	553-114
121	4-49/64	5	200	150	150	120	Hexagonal	553-121
130	5-1/8	5	200	150	150	120	Hexagonal	553-130
133	5-1/4	5	200	150	150	120	Hexagonal	553-133
140	5-1/2	5	200	150	150	120	Hexagonal	553-140
152	6	5	200	150	150	120	Hexagonal	553-152
160	6-19/64	7	200	150	150	120	Hexagonal	553-160
190	7-1/2	7	200	150	150	120	Hexagonal	553-190
210	8-5/16	7	200	150	150	120	Hexagonal	553-210

542.100.51 Auger bit **Ø10mm (25/64")** to pre-drill deep holes in wood and wood-based. Hexagonal shank, total length 200mm (7-7/8").



553-HW10 Carbide tipped bit **Ø10mm (25/64")** to pre-drill deep holes in masonry materials. Hexagonal shank, total length 200mm (7-7/8").

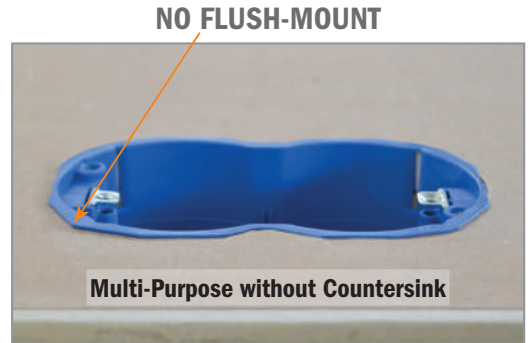


553-CP2 Heavy Duty center pin **Ø10mm (25/64")**. Hexagonal shank, total length 330mm (13").





APPLICATIONS in wood, plywood, chipboard, MDF, gypsum, plasterboard, fiber cement boards, Eternit®, plastics, bricks and tiles to create holes in hollow walls for electric flush-mount boxes.



Example of commercial electric flush-mount boxes.


	D	Z	Wood & MDF	PVC & Fiberglass	Masonry, brick	Tiles	S	ORDER NO.
mm	inches		RPM	RPM	RPM	RPM		
65	2-9/16	3	470	400	400	190	Hexagonal	550-065CS
68	2-43/64	3	470	400	400	190	Hexagonal	550-068CS

Hole Saws Accessories

550-HS2XL For $\varnothing 32\text{mm}$ (1-1/4") and above. Long heavy duty hexagonal shank, HSS center drill, total length 320mm (12-19/32").



550-HW2XL For $\varnothing 32\text{mm}$ (1-1/4") and above. Long heavy duty hexagonal shank, HW center drill, total length 320mm (12-19/32").



551-HS2XL For $\varnothing 32\text{mm}$ (1-1/4") and above. Long heavy duty hexagonal shank, HSS center drill, total length 320mm (12-19/32").



550-EX1 / 550-EX2 Extensions for center drills for Multi-Purpose hole saws series 550 (with a cutting depth of 52mm) and HSS Bimetal hole saws series 551.



S	mm	L	For Chuck	ORDER NO.
		inches	mm	
Hexagonal	300	11-13/16	10	550-EX1
Hexagonal	300	11-13/16	13	550-EX2

550-SDS1 / 550-SDS2 SDS Adaptors for center drills for Multi-Purpose hole saws series 550 (with a cutting depth of 52mm) and HSS Bimetal hole saws series 551.




S	mm	L	For Chuck	ORDER NO.
		inches	mm	
SDS	95	3-3/4	10	550-SDS1
SDS	95	3-3/4	13	550-SDS2

FASTX4[®] Bi-Metal Plus Hole Saws

new

CMT ORANGE TOOLS™



MATERIALS

- metals (up to 1000 N/mm² strength)
- mild steel,
- stainless steel
- non-ferrous metals, aluminium
- sandwich materials
- cast iron
- copper, zinc, brass


BIM

BI-METAL PLUS 8% COBALT
Premium bi-metal with 8% cobalt provides Xtreme results in performance and up to 50% longer lifetime than the competition.

2X
LONGER LIFE



TEETH DESIGN
Special tooth geometry with regular pitch provides a smoother cut and better chip clearance preventing clogging and heat build-up. Teeth are alternate & side set to minimize binding and friction, requiring less feed pressure.



Stainless steel and cast iron



Zinc, aluminium and copper



SPEED KILLS!

Operating at higher speeds than those recommended will shorten hole saw life and produce very inefficient cutting.



FEED PRESSURE:

Variables in material, work configuration should be considered. Apply sufficient feed pressure to aid good chip removal. Reduce the pressure when hole saw becomes hot or if teeth start to clog with material. Insufficient feed pressure will dull tooth points prematurely, but too much pressure can totally destroy teeth.



COOLING LUBRICANT:

Cutting oil serves several purposes when sawing in metals:

- it cools saw and workpiece
- it reduces heat and abrasion, which can shorten cutting life
- it also helps remove swarf from the cutting surface
- using a cooling lubricant will extend your hole saw life by 500%.



Percussion/hammer action mode must be turned off when using these hole saws.



mm	D inches	Metal RPM	Stainless steel RPM	Cast iron RPM	Aluminium RPM	S	ORDER NO.
16	5/8	550	270	370	800	Hexagonal	551-016
19	3/4	470	230	310	670	Hexagonal	551-019
20	25/32	440	220	290	640	Hexagonal	551-020
22	7/8	400	200	270	580	Hexagonal	551-022
25	1	350	170	230	510	Hexagonal	551-025
27	1-1/16	330	160	220	470	Hexagonal	551-027
29	1-1/8	310	150	200	440	Hexagonal	551-029
30	1-3/16	300	140	190	430	Hexagonal	551-030
32	1-1/4	280	140	180	400	Hexagonal	551-032
35	1-3/8	250	120	170	370	Hexagonal	551-035
38	1-1/2	230	110	150	340	Hexagonal	551-038
40	1-9/16	220	110	150	320	Hexagonal	551-040
43	1-11/16	210	100	140	300	Hexagonal	551-043
44	1-3/4	200	100	130	290	Hexagonal	551-044
48	1-7/8	180	90	120	270	Hexagonal	551-048
51	2	170	85	110	250	Hexagonal	551-051
52	2-3/64	160	80	110	240	Hexagonal	551-052
54	2-1/8	160	80	110	240	Hexagonal	551-054
57	2-1/4	160	75	100	220	Hexagonal	551-057
60	2-3/8	150	70	95	210	Hexagonal	551-060
64	2-1/2	140	70	90	205	Hexagonal	551-064
65	2-9/16	140	70	90	205	Hexagonal	551-065
68	2-43/64	130	65	80	185	Hexagonal	551-068
70	2-3/4	130	60	80	185	Hexagonal	551-070
73	2-7/8	120	60	80	180	Hexagonal	551-073
76	3	120	55	75	170	Hexagonal	551-076
79	3-1/8	110	55	70	165	Hexagonal	551-079
83	3-1/4	105	50	70	155	Hexagonal	551-083
86	3-3/8	105	50	65	150	Hexagonal	551-086
89	3-1/2	100	50	65	145	Hexagonal	551-089
92	3-5/8	95	45	60	140	Hexagonal	551-092
102	4	85	45	55	130	Hexagonal	551-102
105	4-1/8	80	40	55	120	Hexagonal	551-105
108	4-1/4	80	40	55	120	Hexagonal	551-108
114	4-1/2	80	40	55	120	Hexagonal	551-114
127	5	70	35	45	90	Hexagonal	551-127
133	5-1/4	65	35	45	90	Hexagonal	551-133
140	5-1/2	65	30	40	85	Hexagonal	551-140
152	6	55	25	35	75	Hexagonal	551-152
168	6-5/8	55	25	35	75	Hexagonal	551-168



Cutting oil

Cutting oil

Dry

Turpentine



551-HS1

For Bi-Metal PLUS hole saws **Ø16-30mm (5/8" - 1-3/16")**. Hexagonal shank for **10mm (25/64")** chuck, HSS center drill, total length 160mm (6-5/16").



551-HS2

For Bi-Metal PLUS hole saws **Ø32 (1-1/4") and above**. Hexagonal shank for **13mm (1/2")** chuck, HSS center drill, total length 160mm (6-5/16").




FASTX4[®] Diamond Dry Hole Saws

new

CMT ORANGE TOOLS™

552



MATERIALS

- floor tiles (porcelain, gres, quarry)
- wall tiles (porcelain, gres, quarry)
- hard stones (granite, marble), Okite
- solid bricks
- masonry
- gypsum/plasterboard
- fiber cement board
- fiberglass



DIAMOND GRIT PREMIUM GRADE

Well-shaped and extremely strong cubo-octahedral inclusion-free heat-resistant crystals deliver fast, clean cuts up to 10 times longer life.

10X
LONGER LIFE

Diamond grit edge hole saws have been specially developed for professionals that need to drill in extremely hard materials where it is increasingly difficult to drill with conventional hole saws.


These hole saws guarantee excellent performance and superior lifetime!




Gres, porcelain and ceramic tiles




Granite and Marble



HARD STONE






GRANITE



GRES TILES

Warning! Percussion/hammer action mode must be turned off when using these hole saws. NO angle grinder, just a high speed drilling machine (minimum 14V recommended). Always pre-drill with the center drill to achieve the best performance. Accurate drill positioning. Center drill reduces the risk of slipping.



D		Tiles (ceramic & gres) Hard stone, bricks, masonry	S	ORDER NO.
mm	inches			
5	13/64	RPM 1500 ~ 4000	Hexagonal	552-005
6	1/4	RPM 1500 ~ 4000	Hexagonal	552-006
8	5/16	RPM 1500 ~ 4000	Hexagonal	552-008
10	3/8	RPM 1500 ~ 4000	Hexagonal	552-010
12	15/32	RPM 1500 ~ 4000	Hexagonal	552-012
14	9/16	RPM 1500 ~ 4000	Hexagonal	552-014
16	5/8	RPM 1500 ~ 4000	Hexagonal	552-016

Filled with cooling wax



D		Tiles (ceramic & gres) Hard stone, bricks, masonry	S	ORDER NO.
mm	inches			
18	45/64	RPM 1500 ~ 4000	Hexagonal	552-018
20	25/32	RPM 1500 ~ 4000	Hexagonal	552-020
25	1	RPM 1500 ~ 4000	Hexagonal	552-025
32	1-1/4	RPM 1500 ~ 4000	Hexagonal	552-032
35	1-3/8	RPM 1500 ~ 4000	Hexagonal	552-035
38	1-1/2	RPM 1500 ~ 4000	Hexagonal	552-038
51	2	RPM 1500 ~ 4000	Hexagonal	552-051
55	2-11/64	RPM 1500 ~ 4000	Hexagonal	552-055
68	2-43/64	RPM 1500 ~ 4000	Hexagonal	552-068
76	3	RPM 1500 ~ 4000	Hexagonal	552-076
111	4-3/8	RPM 1500 ~ 4000	Hexagonal	552-111



← Filled with cooling wax

552-DD1

For diamond dry hole saws ≤ Ø30mm (1-3/16"). Hexagonal shank for 10mm (25/64") chuck, 8mm diamond center drill, total length 143mm (5-5/8").



← Filled with cooling wax

552-DD2


For diamond dry hole saws ≥ Ø32mm (1-1/4"). Hexagonal shank for 13mm (1/2") chuck, 10mm diamond center drill, total length 143mm (5-5/8").



552-WAX

Jar 100ml. (3.4oz). Cooling Wax, for perfect cooling and lubrication.

Diamond dry step-by-step



NO WATER, LESS MESS!

BUY HOLE SAWS + ARBORS AND YOU'LL GET THE CASE TO COLLECT THE WHOLE SET FOR FREE!

new



03.01.0297

The big case is provided empty, image is purely indicative.



03.01.0296

The small case is provided empty, image is purely indicative.

HW

SERIES 550 TUNGSTEN CARBIDE-TIPPED

ORDER NO.	Ø	ORDER NO.	Ø	ORDER NO.	Ø
550-020	20	550-056	56	550-HS2	
550-022	22	550-060	60	550-HW2	
550-025	25	550-064	64	550-HS1	
550-029	29	550-068	68	550-HW1	
550-030	30	550-070	70	<div style="text-align: center;"> <p>20+4 pcs.</p> </div>	
550-032	32	550-073	73		
550-035	35	550-076	76		
550-040	40	550-080	80		
550-044	44	550-102	102		
550-051	51	550-152	152		

20+4
pcs.

HW

SERIES 550 TUNGSTEN CARBIDE-TIPPED

ORDER NO.	Ø	ORDER NO.	Ø	ORDER NO.
550-025	25	550-060	60	550-HS2
550-032	32	550-064	64	550-HW2
550-035	35	550-068	68	550-HS1
550-040	40	550-080	80	550-HW1
550-051	51	550-102	102	

10+4
pcs.

BIM

SERIES 551 BI-METAL PLUS 8% COBALT

ORDER NO.	Ø	ORDER NO.	Ø	ORDER NO.
551-020	20	551-040	40	551-HS2
551-022	22	551-043	43	551-HS1
551-025	25	551-051	51	
551-030	30	551-060	60	
551-035	35	551-079	79	

10+2
pcs.

BIM

SERIES 551 BI-METAL PLUS 8% COBALT

ORDER NO.	Ø	ORDER NO.	Ø	ORDER NO.	Ø
551-020	20	551-057	57	551-HS2	
551-022	22	551-060	60	551-HS1	
551-025	25	551-064	64	<div style="text-align: center;"> <p>20+2 pcs.</p> </div>	
551-027	27	551-068	68		
551-030	30	551-076	76		
551-035	35	551-079	79		
551-040	40	551-083	83		
551-043	43	551-089	89		
551-048	48	551-102	102		
551-051	51	551-108	108		

20+2
pcs.

GRIT

SERIES 552 DIAMOND DRY

ORDER NO.	Ø	ORDER NO.	Ø	ORDER NO.
552-005	5	552-016	16	552-DD2
552-006	6	552-020	20	552-DD1
552-008	8	552-025	25	552-WAX
552-010	10	552-032	32	
552-012	12	552-035	35	

10+3
pcs.

SAW BLADES
 JIG SAW BLADES
 SABRE SAW BLADES
 TOOLS FOR MULTI-CUTTERS
 TOOLS WITH BORE & KNIVES
 ROUTER BITS & SETS
 CNC ROUTER CUTTER & CHUCKS
 INDUSTRIAL DOWEL DRILLS
 BITS FOR HAND POWER TOOLS
 HOLE SAW BLADES
 POWER TOOLS & ACCESSORIES
 DISPLAY CABINETS & SPARE PARTS

POWER TOOLS, JIG ACCESSORIES, DISPLAY CABINETS & SPARE PARTS



PRODUCTS	PAGE
Routers	313-314
Oscillating Multi-Tools	315
Router Tables	316-317
Professional Straight Edge Clamps	318
Superjaws Portable Clamping System	319
Dovetail Jig	320-321
Eclipse & Circle Cutting Jig	322
Kitchen Worktop Jig	323
CMT-Enlock Joining System	324
Inlay and Template Guide Kit	325
Boring Systems	326~330
Edge Banding Jigs	331
3D Router Carver System	332~334
Organizer	334
Blade & Bit Cleaner	335
Diamond Whetstones	336
Flexible Templates for Routing	337
Bowl & Tray System	338
Pocket-Pro Joinery System	339
Digital Moisture Meter	340
Digital Angle Gauge & Finder	340-341
Display Cabinets	342~348
Spare Parts	349~353

1010W Router

CMT8E



QUICK ACCESS BRUSHES
allows the end user to change worn brushes.



SAFETY SWITCH SHUTTER
locks closed in bit change mode to prevent power on.

ELECTRONIC SPEED CONTROL & SOFT START
From 8.000 - 20.000 RPM.

FULLY ENCLOSED GUARDING
provides maximum protection from the cut zone.


MULTI-FUNCTION FENCE
provides excellent control for hand-held use and circle cutting.

SIDE AIR VENTS
reduces intake of dust into the motor casing when mounted upside-down in a router table.

QUICK FIT PINS
for fast fitment and removal from its fence.



TOP OF TABLE HEIGHT ADJUSTMENT
Top of table height adjustment is possible using the height winder handle from the template guide kit.



Optional

Clamping nuts and collets for CMT8E and CMT7E	
DIAMETER	ORDER NO.
D = 6mm	796.660.00
D = 6,35mm	796.664.00
D = 8mm	796.680.00
D = 10mm	796.700.00
D = 12mm	796.720.00
D = 12,7mm	796.727.00



Optional

DESCRIPTION	ORDER NO.
Prebored router plate for CMT7E and CMT8E	CMT300-SB
Guide bush Ø30mm	899.007.00



TECHNICAL SPECIFICATIONS

- Horsepower 1.010 Watt
- No load speed 8.000-20.000 RPM
- Plunge stroke 0-59mm
- Collet diameter..... Ø6-12,7mm
- Tool weight..... 4 Kg

- STANDARD EQUIPMENT**
- Extended baseplate with adjustable fence
 - Dust extraction outlet
 - Easy adjustment
 - Wrench for easy cutter change
 - Ø8 and Ø12mm collets

- 1 year warranty
- Instruction manual

Worldwide Technical Assistance

DESCRIPTION	ORDER NO.
Router complete with standard equipment	CMT8E

SAW BLADES
 JIG SAW BLADES
 SABRE SAW BLADES
 TOOLS FOR MULTI-CUTTERS
 TOOLS WITH BORE & KNIVES
 ROUTER BITS & SETS
 CNC ROUTER CUTTER & CHUCKS
 INDUSTRIAL DOWEL DRILLS
 BITS FOR HAND POWER TOOLS
 HOLE SAW BLADES
 POWER TOOLS & ACCESSORIES
 DISPLAY CABINETS & SPARE PARTS


2400W Router



CMT7E

REMOVABLE PLUNGE SPRING

for easy bit adjustment when table mounted.



ELECTRONIC SPEED CONTROL & SOFT START

From 8.000 - 20.000 RPM

SWITCH FROM A PLUNGE TO A FIXED BASE ROUTER

by simply pressing or releasing the button.



QUICK ACCESS BRUSHES

allows the end user to change worn brushes.



SAFETY SWITCH SHUTTER

locks closed in bit change mode to prevent power on.



SIDE AIR VENTS

reduces intake of dust into the motor casing when mounted upside-down in a router table.

FULLY ENCLOSED GUARDING

provides maximum protection from the cut zone.

MULTI-FUNCTION FENCE

provides excellent control for hand-held use and circle cutting.


3 STAGE TURRET

with direct reading scales for precise preset cut depths.



TOP OF TABLE HEIGHT ADJUSTMENT

Top of table height adjustment is possible using the height winder handle from the template guide kit.



STANDARD EQUIPMENT

- Extended baseplate with adjustable fence
- Dust extraction outlet
- Infinite micro adjustment
- Wrench for easy cutter change
- Ø8 and Ø12mm collets
- 1 year warranty
- Instruction manual

Worldwide Technical Assistance

Optional



DESCRIPTION	ORDER NO.
Prebored router plate for CMT7E and CMT8E	CMT300-SB
Guide bush Ø30mm	899.007.00

Optional

Clamping nuts and collets for CMT8E and CMT7E

DIAMETER	ORDER NO.
D = 6mm	796.660.00
D = 6,35mm	796.664.00
D = 8mm	796.680.00
D = 10mm	796.700.00
D = 12mm	796.720.00
D = 12,7mm	796.727.00



Fine WoodWorking MAGAZINE



TECHNICAL SPECIFICATIONS

- Horsepower2.400 Watt
- No load speed8.000-20.000 RPM
- Plunge stroke0-68mm
- Collet diameter.....Ø6-12,7mm
- Tool weight.....6 Kg


DESCRIPTION	ORDER NO.
Router complete with standard equipment	CMT7E

550W Professional Trimmer

new

CMT ORANGE TOOLS™


CMT10




Standard Equipment



Aluminium-embossed scale for accurate setting of the desired routing depth



Trimmer guide with Delrin® roller prevents marks on the workpiece



Fine depth adjustment



CMT10-54
Ø10mm guide bush

Standard Equipment

- Extended baseplate with adjustable fence
- Trimmer guide
- Guide bush
- 2 wrenches for easy cutter replacement
- Ø6mm and Ø8mm collet
- 1 year warranty
- Instruction manual

TECHNICAL SPECIFICATIONS:

- Power.....550 Watt
- No load speed 32.000 RPM
- Plunge stroke0-24mm
- Collet diameter.....Ø6-8mm
- Tool weight.....1,8 Kg

Worldwide Technical Assistance

DESCRIPTION	ORDER NO.
550W Professional Trimmer	CMT10

Spare parts



CMT10-18 Collet Ø6mm
CMT10-18A Collet Ø6,35mm
CMT10-18B Collet Ø8mm



CMT10-30
Pair of carbon brushes



CMT10-17
Clamping nut



MULTI MATERIALS & APPLICATIONS:



- GRINDING
- SAWING
- JOINT OPENING
- PLASTIC CUTTING
- CARPET REMOVAL
- PLUNGE CUTTING
- WOOD CUTTING
- CUTTING LAMINATE SHEETS
- TUBE LENGTH TRIMMING
- NAIL CUTTING



Standard Equipment

- 1 x Oscillating Multi-tool
- 1 x handle
- 1 x vacuum hose
- 1 x manual
- 1 x plastic carry case

TECHNICAL SPECIFICATIONS:

- Power..... 300 Watt
- Input..... 220/230V
- No load speed 11.000~21.000 RPM
- aw (vibration)..... 19,7m/s² - K=1,5m/s²
- Weight..... 1,2 Kg

Worldwide Technical Assistance

DESCRIPTION	ORDER NO.
300W Oscillating Multi-Tools	CMT11



SAW BLADES
JIG SAW BLADES
SAW BLADES
SAW BLADES
TOOLS FOR MULTI-CUTTERS
TOOLS WITH BORE & KNIVES
ROUTER BITS & SETS
CNC ROUTER CUTTER & CHUCKS
INDUSTRIAL DOWEL DRILLS
BITS FOR HAND POWER TOOLS
HOLE SAW BLADES
POWER TOOLS & ACCESSORIES
DISPLAY CABINETS & SPARE PARTS

New Professional Router Table

new

CE

CMT ORANGE TOOLS™

999.110.00

Router table dimensions:
80x60x(h)90cm. - 26,5 kg. weight

Our quality bits have been designed for you, the professional craftsman, to allow you to confidently work at your best. CMT now offers even more possibilities with our professional router table: the perfect place to combine your skills and CMT quality.

The professional router table system has a strong and sturdy MDF laminate work surface measuring 80x60x2,5cm for easy mobility when working. This free standing table sits at a comfortable height of 90cm on solid high gauge steel legs and weighs 26,5 kg.

The plate is already pre-bored for CMT routers CMT7E but is adaptable to all brands and models of routers on the market. Plate can also fit any router bit up to 98mm in diameter. Choose from our wide range of bits, including multi profile and molding bits or even kitchen bit set. Work easily and safely on this table!



Optional

999.100.11
(mandatory for CE legislation)



order separately

DESCRIPTION	ORDER NO.
CMT professional router table system:	999.110.00
Electric safety switch (mandatory for CE legislation)	999.100.11
CMT7E router and 999.110.00 Professional router table + 999.100.11 Electric safety switch	CMT7E-PRO
Parts included with the table:	
1) Plate (pre-bored for CMT7E) with reduction rings	999.110.33
2) Lexan® safety shield	999.110.06
3) Standing spring press	999.110.08
4) Moulded ABS feather board	999.110.09
5) Transversal mitre gauge	999.110.10
Optional:	
Plate with 2 reduction rings not bored (not for CMT routers)	999.110.03

Industrio Routing System



CMT has turned the Industrio routing system into a great tool with new accessories such as phenolic insert, integral aluminium scales and an improved fence. Also, you will find some new optional features, such as a rugged moulded featherboard and a new mitre gauge.

999.500.01

The system includes:

999.501.09

A new insert plate

Now featuring a 298x374mm (11-3/4"x14-3/4") insert plate, the top is milled from 12mm (15/32") thick phenol. Sturdy and very enduring material, phenol is much more resistant to warping than melamine. The top also features new aluminium scales on both ends to set the fence quickly and properly.

Easy fast bit change

No need to remove the router or fumble beneath the table top to change the bits. CMT's useful bent wrench allows you to replace the bits from above quickly and easily. 15 kg. shipping weight.

999.501.10

Pivoting, zero-clearance fence with new clamping system

Our extruded aluminium fence can be used as conventional locked-in-place fence or as a pivoting fence. New, quick-adjusting clamps on both ends of the fence make adjustments a breeze, especially when used in conjunction with the aluminium scales that we've added to the table top. The fence also includes a sub-fence of high density white plastic for an ultra smooth feeding surface, with a replaceable centre section to create zero-clearance inserts. 8,5 kg shipping weight.


999.501.03

Sturdy melamine cabinet


This sturdy 20mm-thick (5/8") melamine cabinet is easy to assembly with posts and cross dowels. It also, it includes a double-door storage area to keep bits, wrenches and more tools safe and dust-free. 32,5 kg. shipping weight.

Router table dimensions:
79x59x(h)93cm. - 55 kg. weight

Unique phenol top



999.100.11
Electric safety switch



999.501.07 Moulded ABS featherboard setup on the table and in fence slots. It includes nuts, bolts and a plastic slide.



999.501.08 Mitre gauge.



999.501.18 Phenolic plate with aluminium rings (Ø103-69,5mm) for CMT7E.



999.502.34 Centring device to position your router perfectly in the 8-12mm (5/16"- 15/32") insert plate.

Optional

Bent wrenches for easy bit replacement

- 17mm991.005.00
- 21mm991.002.00
- 22,2mm991.004.00
- 23,8mm991.003.00
- 24mm991.006.00***
- 28,6mm991.001.00

* For CMT7E and CMT8E routers



999.502.10 Central section of the fence is removable for custom replacements.



999.501.06 The dual and post-guard makes freehand work safer.

DESCRIPTION	ORDER NO.
Industrio routing system (with plate prebored for CMT7E)	999.500.01
CMT7E router and 999.500.01 Industrio routing system + 999.100.11 Electric safety switch	CMT7E-IND
Electric safety switch (mandatory for CE legislation)	999.100.11
Optional:	
Universal phenolic plate with aluminium rings (Ø103-69,5mm), not bored (not for CMT routers)	999.501.26
Phenolic plate with (Ø103-69,5mm) aluminium rings for CMT8E router	999.501.27
Pair of (Ø103-69,5mm) reduction rings	999.501.05N

SAW BLADES
JIG
SAW BLADES
SAW BLADES
TOOLS FOR MULTI-CUTTERS
TOOLS WITH BORE & KNIVES
ROUTER BITS & SETS
CNC ROUTER CUTTER & CHUCKS
INDUSTRIAL DOWEL DRILLS
BITS FOR HAND POWER TOOLS
HOLE SAW BLADES
POWER TOOLS & ACCESSORIES
DISPLAY CABINETS & SPARE PARTS


Professional Straight Edge Clamps

Used as a fence for your bandsaw, drill press or even as an auxiliary fence on your router table or table saw, CMT's professional straight edge clamps represent a two-in-one tool, allowing you to either use them as an edge guide, or to easily clamp your boards or any object for woodworking. Available in different sizes. Here are the main features:

- Made of extruded aluminium for easy carriage and enhanced durability.
- Light, yet more rigid than any other clamps on the market.
- Measuring scales, low-profile jaws, built-in T-tracks on the top allowing the use of accessories or jigs.
- Either single or back-to-back clamps.

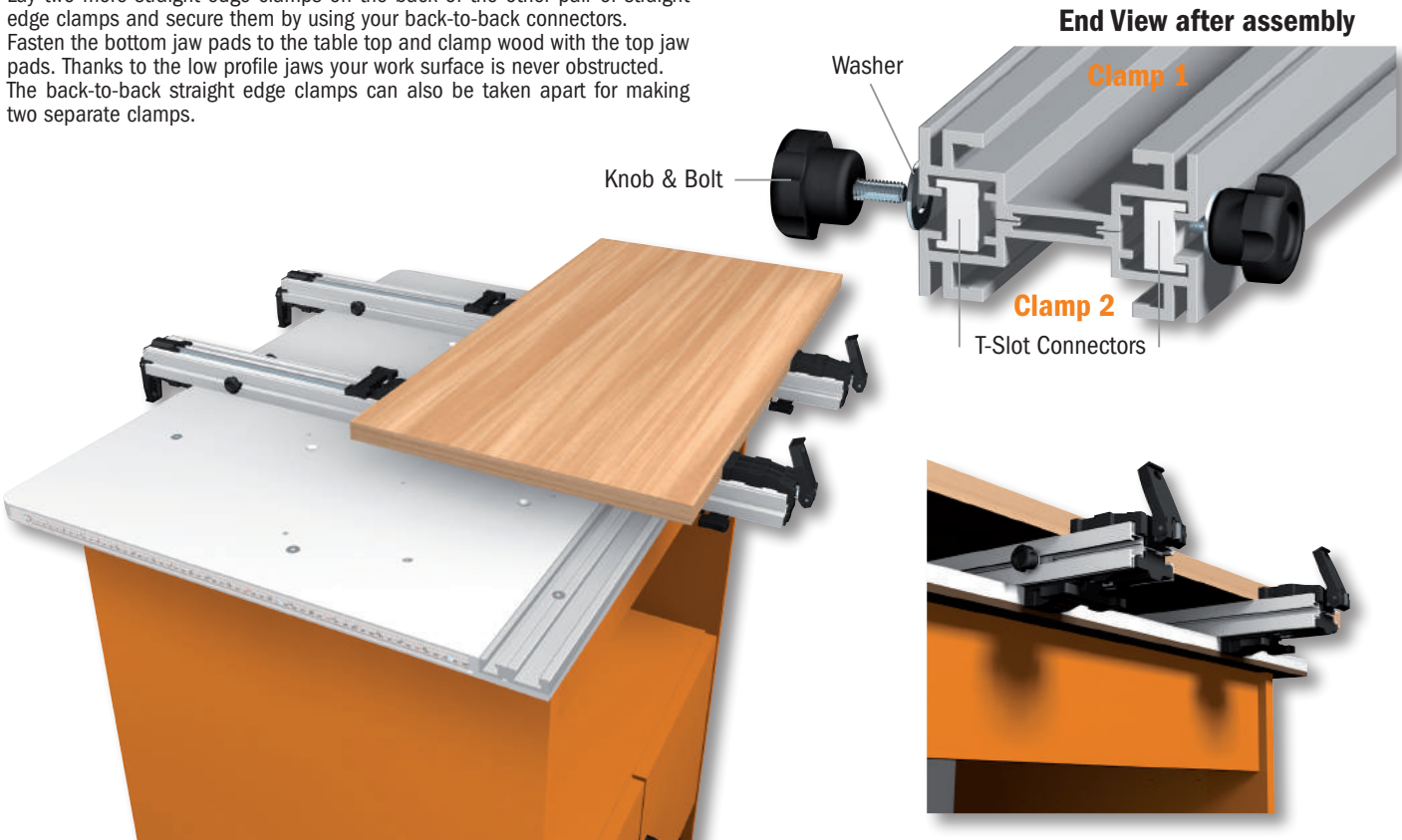
DESCRIPTION	ORDER NO.
Professional Straight Edge Clamp 610mm	PGC-24
Professional Straight Edge Clamp 915mm	PGC-36
Professional Straight Edge Clamp 1270mm	PGC-50

Low-profile clamps allow for accurate cuts, dados and grooves. In addition they properly work as an auxiliary fence on your drill press or router table. Sturdy jaws hold your workpiece to the full length of the clamp without any side-to-side play. Back-to-back clamps with the suitable accessories also let you manage your woodworking operations with a lot of versatility. Adjustable scale and two T-tracks allow you to use many accessories.



Back-to-Back Connectors for Straight Edge Clamps (optional)

Lay two more straight edge clamps on the back of the other pair of straight edge clamps and secure them by using your back-to-back connectors. Fasten the bottom jaw pads to the table top and clamp wood with the top jaw pads. Thanks to the low profile jaws your work surface is never obstructed. The back-to-back straight edge clamps can also be taken apart for making two separate clamps.



DESCRIPTION	ORDER NO.
Back to Back Connectors for straight edge clamps (8-Pieces)	PGC-B2B

Superjaws Portable Clamping System



CMT200

LOCK / RELEASE SWITCH
allows fast, trouble-free release of the jaws.

URETHANE JAW FACINGS
provide a protective, slip-resistant grip.

REVERSIBLE SLIDING JAWS
allow for extra wide 956mm clamping width capacity.

FOOT OPERATED CLAMPING
frees up your hands for full control of the job.

ROBUST, ALL-STEEL CONSTRUCTION WITH POWDERCOAT FINISH
for long-lasting operation.

POWERFUL 1 TONNE CLAMPING FORCE
allows the ability to apply as much or as little clamping pressure as you require.

QUICKLY FOLDS DOWN FOR STORAGE AND TRANSPORT

TRIPOD BASE
for all-terrain stability.

CMT200-05

The **CMT200** SuperJaws is the workstation you take right to the job; indoors, outdoors, construction sites or the factory floor. It provides fast and easy hands-free clamping action of material up to 956mm and features a massive force of up to 1000kg, for all clamping or pressing applications. It holds anything: car parts, bicycles, timber and tubing.

ACCESSORIES OPTIONAL



CMT200-01
Log Jaws
Pair of jaws for clamping logs and pole for chain sawing, etc.



CMT200-03
Support foot
To enhance work station stability.



CMT200-04
Extension tray
To keep all your tools within reach.

TECHNICAL SPECIFICATIONS

- Clamping Range 0 - 956mm
- Clamping Force Up to 1000kg
- Clamping Method Foot operated
- Standard Jaws Urethane
- Max. Load: 100kg approx.
- Folding Time 20 seconds approx.
- Folded Size 275 x 775 x 295mm
- Standing Size 980 x 1000 x 860mm
- Weight 16,5kg

DESCRIPTION	ORDER NO.
SuperJaws Portable Clamping System	CMT200
<i>Optional</i>	
Pair of jaws for clamping logs and pole for chain sawing, etc.	CMT200-01
Support foot to enhance work station stability	CMT200-03
Extension tray to keep all your tools within your hand's reach	CMT200-04
Pair of black polyurethane jaws	CMT200-05

SAW BLADES
JIG
SAW BLADES
SAW BLADES
TOOLS FOR MULTI-CUTTERS
TOOLS WITH BORE & KNIVES
ROUTER BITS & SETS
CNC ROUTER CUTTER & CHUCKS
INDUSTRIAL DOWEL DRILLS
BITS FOR HAND POWER TOOLS
HOLE SAW BLADES
POWER TOOLS & ACCESSORIES
DISPLAY CABINETS & SPARE PARTS

SAW BLADES
JIG SAW BLADES
SABRE SAW BLADES
TOOLS FOR MULTI-CUTTERS
TOOLS WITH BORE & KNIVES
ROUTER BITS & SETS
CNC ROUTER CUTTER & CHUCKS
INDUSTRIAL DOWEL DRILLS
BITS FOR HAND POWER TOOLS
HOLE SAW BLADES
POWER TOOLS & ACCESSORIES
DISPLAY CABINETS & SPARE PARTS

Universal Dovetail Jig


CMT300

305mm max length
11~25mm joint thickness

Dovetail joints give a touch of craftsmanship to your work, but many woodworkers avoid these joints, because of their apparent complexity. CMT's new 305mm dovetail jig is the fast easy solution! Thanks to precise templates, permanent stops and easy adjustments, we have taken the "tinkering" out of the dovetail joinery. Simply clamp your workpiece in with the edges against the factory-set stops, set your bit depth and then you are ready to rout. Also, we haven't cut corners on quality either. This jig features steel body, templates, stops and clamping bars, so it produces perfect long-lasting joints for all your woodworking needs. The machine accepts stock from 11mm to 25mm thick, and is capable of producing a variety of joints with the available templates. Standard jig includes a template for 12,7mm half blind joints and a template guide. Optional templates are available for through dovetail and box joints.



Standard equipment
 · Standard Ø12,7mm silver blind template **CMT300-T128**
 · Ø15,8x4mm template guide
899.005.00




DESCRIPTION	ORDER NO.
Universal Dovetail Jig	CMT300

IMPORTANT TIP



- HW DOVETAIL BITS (not included):**
- 718.127.11** D=12,7mm A=14° S=6mm
 - 818.128.11** D=12,7mm A=14° S=6,35mm
 - 918.127.11** D=12,7mm A=14° S=8mm
 - 818.628.11** D=12,7mm A=14° S=12,7mm




Will the template fit my router?
 Standard template guide attaches using two screwed spaced 50mm on centre. Many routers accept this design. If your router does not, order one of the listed universal router bases below:

- Universal router bases**
- For Ø8 and Ø12mm shank **ORDER NO. CMT300-SB1**
 - For Ø6,35 and Ø12,7mm shank **CMT300-SB2**
 - Prebored router plate for CMT7E and CMT8E **CMT300-SB**

Here's how it works:



Half Blind Template **CMT300-T064**



Template length mm	Dovetail size mm	Thickness mm	Colour	ORDER NO.
300	6,3	8 ~ 12	green	CMT300-T064

Supplied with Ø7,8x4mm precision guide

To be used with CMT dovetail router bits:
 Ø6x8mm HW bit (Ø6mm shank)
 Ø6,35x8,3mm HW bit (Ø6,35mm shank)




899.003.00

718.060.11

818.064.11

Through Dovetail Templates **CMT300-T129 - CMT300-T190**



Template length mm	Dovetail size mm	Thickness mm	Colour	ORDER NO.
300	12,7	8 ~ 20	brown	CMT300-T129

Supplied with Ø11,1x4mm precision guide

To be used with CMT straight router bits:
 Ø8x25mm HW bit (shank Ø6,35mm)
 Ø8x30mm HW bit (shank Ø8mm)



811.081.11

912.080.11

To be used with CMT dovetail router bits:
 Ø12,7x20mm HW bit (Ø6,3mm shank)
 Ø12,7x20mm HW bit (Ø8mm shank)

818.129.11

918.129.11

Box Joint Templates **CMT300-T080 - CMT300-T127**



Template length mm	Dovetail size mm	Thickness mm	Colour	ORDER NO.
300	8	8 ~ 20	blue	CMT300-T080

Supplied with Ø11,1x4mm precision guide

To be used with CMT straight router bits:
 Ø8x25mm HW bit (Ø6,35mm shank)
 Ø8x30mm HW bit (Ø8mm shank)



899.004.00

811.081.11

912.080.11

Template length mm	Dovetail size mm	Thickness mm	Colour	ORDER NO.
300	12,7	8 ~ 20	red	CMT300-T127

To be used with CMT straight router bits:
 Ø12,7x30mm bit HW (Ø6,35mm shank)
 Ø12,7x30mm bit HW (Ø8mm shank)
 Ø12,7x25mm bit HW (Ø12,7mm shank)



812.127.11

912.127.11

811.627.11

Template length mm	Dovetail size mm	Thickness mm	Colour	ORDER NO.
300	19	15 ~ 22	violet	CMT300-T190

Supplied with Ø22x4mm precision guide

To be used with CMT straight router bits:
 Ø12,7x30mm HW bit (Ø6,35mm shank)
 Ø12,7x30mm HW bit (Ø8mm shank)
 Ø12,7x25mm HW bit (Ø12,7mm shank)



812.127.11

912.127.11

811.627.11

To be used with CMT dovetail router bits:
 Ø19x22mm HW bit (Ø6mm shank)
 Ø19x22mm HW bit (Ø6,35mm shank)
 Ø19x22mm HW bit (Ø8mm shank)
 Ø19x22mm HW bit (Ø12mm shank)
 Ø19x22mm HW bit (Ø12,7mm shank)

718.190.11

818.190.11


918.190.11

918.690.11

818.690.11

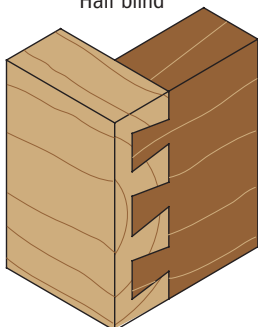
Precision guide for router:

DIAMETER	ORDER NO.
7,8 x 4mm	899.003.00
11,1 x 4mm	899.004.00
15,8 x 4mm	899.005.00
22 x 4mm	899.006.00
27 x 6mm	899.008.00
30 x 6mm	899.007.00



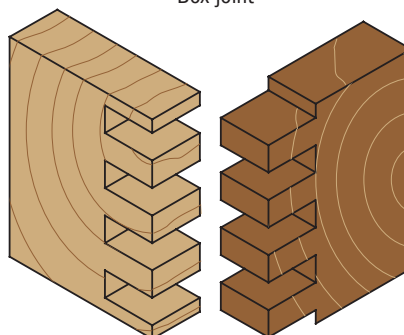
Here are a few of the beautiful dovetail joints you can produce using CMT bits

Half blind



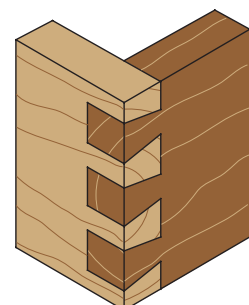
CMT300 - T064
CMT300 - T128 (INCLUDED with CMT300)

Box joint



CMT300 - T080
CMT300 - T127

Through dovetail



CMT300 - T129
CMT300 - T190

Ellipse & Circle Cutting Jig




CMT3000

This product has been designed for cutting ellipses and circles with any router types. You can make ellipses and circles for windows, doors and any other application. By using two slides into the T-slot you can cut ellipses, whereas if you use one slide, you can cut circles.



Slider in the T-slot of the cross frame

CMT3000 ellipse jig includes:



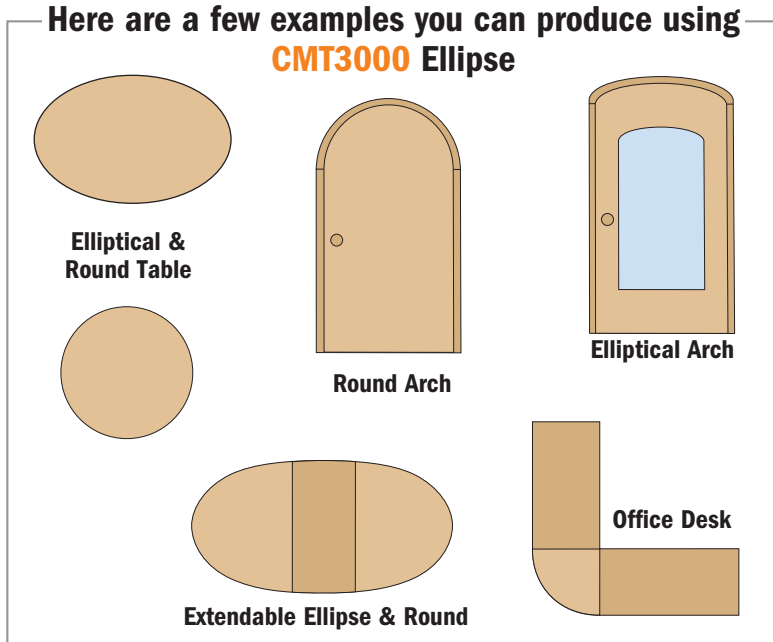
- 1 x Cross Frame
- 2 x Sliders
- 1 x Connector Plate
- 3 x 400mm Bars
- 2 x Ø10mm Fence Rod
- 1 x Spanners Set
- 1 x Instruction Manual

Ellipse and circle cutting jig:

- Precise and rapid creation of ellipses and circles.
- Simple setup and effective operating.
- Clamping system for any type of routers.
- Special plastic cross frame with excellent sliding performance.
- Precisely machined T-slots and steel sliders.
- Zinc-coated metal parts to prevent rust.
- Delivered in a carton box along with instruction manual.

Major axis	Minor axes	
	Max	Min.
3000	2890	2590
1800	1690	1390
1500	1390	1090
1030	920	620
900	790	620
730	620	620
Min/max cutting radius		550/1500
Package dimension (mm)		405x360x54
Weight		6,6 kg.

Here are a few examples you can produce using CMT3000 Ellipse



Optional



CMT3000-SB1

Ø170x15mm Delrin® guide plate for CMT3000 to be used with CMT7E & CMT8E

DESCRIPTION	ORDER NO.
Ellipse & Circle Cutting Jig	CMT3000
Optional:	
400mm robust bar to extend the working radius	CMT3000-7
2-Pcs. of fence rod for routers with bars up to Ø8mm in diameter	CMT3000-8
new Ø170x15mm Delrin® guide plate for CMT3000 to be used with CMT7E & CMT8E	CMT3000-SB1

CMT650

For perfect joints

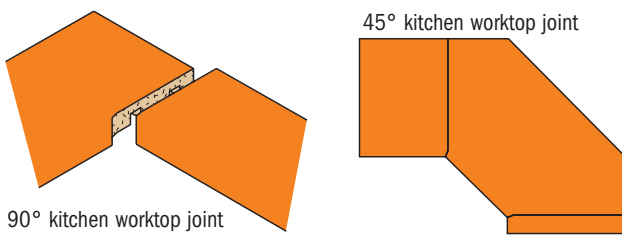
For kitchen worktops from 420mm to 650mm in width.

CMT650 is designed to cut kitchen worktop joints with any type of router.

Letter code system for different operations makes the jig work much easier and very quick.



Joints made in 15 minutes! Including setup time

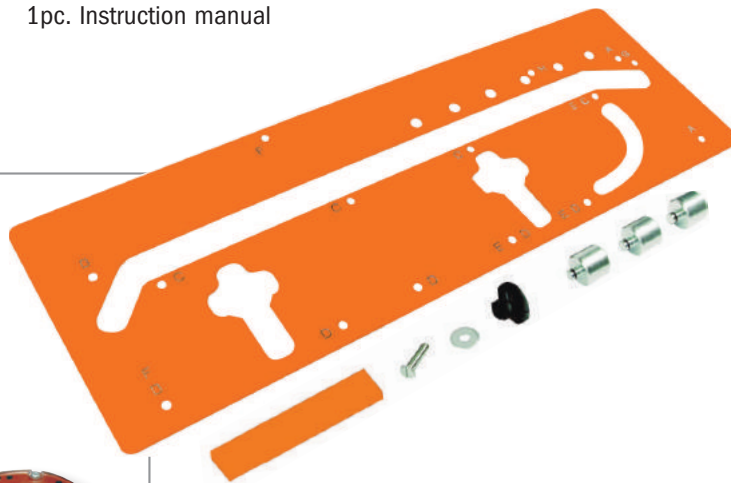


JIG INCLUDES:

- 1pc. Phenolic template
- 3pc. Zinc-coated steel location bush
- 1pc. Adjustable end stop
- 1pc. Instruction manual


Optional

- Portable router
- Guide bush Ø30mm*
- HW straight bit Ø12mm
- Two clamps




*** COMBINATION ROUTERS/ACCESSORIES**

Router	Bush guide	Base Plate
CMT7E	899.007.00	CMT300-SB
CMT8E	899.007.00	CMT300-SB
NO-CMT	899.007.00	CMT300-SB1



Bush guide



Base plate



652



912

Bits for the jig:

We recommend the use of these Ø12mm straight bits:

ORDER NO.	DESCRIPTION
912.120.11	Ø12x31,7 S=8mm
652.120.11	Ø12x28,3 S=8mm
912.621.11	Ø12x38,1 S=12mm
912.622.11	Ø12x50,8 S=12mm
812.620.11	Ø12x31,7 S=12,7mm
812.621.11	Ø12x38,1 S=12,7mm
652.121.11	Ø12x48,3 S=12mm
652.621.11	Ø12x48,3 S=12,7mm

CMT650 is designed for Ø12mm straight bits.

- Template made of stable and hardened material.
- For 90° and 45° joints
- Integrated templates for rounding over and chamfering edges.
- Extra location bush for worktop width of 600mm.
- Two integrated templates for panel bolt recesses.
- Delivered with a clear and comprehensive instruction manual.

DESCRIPTION	ORDER NO.
Kitchen Worktop Jig	CMT650

SAW BLADES
JIG SAW BLADES
SABRE SAW BLADES
TOOLS FOR MULTI-CUTTERS
TOOLS WITH BORE & KNIVES
ROUTER BITS & SETS
CNC ROUTER CUTTER & CHUCKS
INDUSTRIAL DOWEL DRILLS
BITS FOR HAND POWER TOOLS
HOLE SAW BLADES
POWER TOOLS & ACCESSORIES
DISPLAY CABINETS & SPARE PARTS

CMT-Enlock Joining System

The innovative CMT-Enlock joining system is designed to build the strongest "T", "Mitre" joints and "Edge-to-edge" assemblies using the patented E15 and E10 dovetail keys. The dovetail slots in each part to be joined are machined quickly and accurately using the CMT Enlock jig. Simply clamp your workpiece in the jig, set the bit depth and you are ready to rout. The jig features strong cast aluminium construction throughout the body, top plate, stops and clamping bar to produce perfect strong joints for life!



CMT-Enlock1

PCT/AU2006/000957

Width range 30~75mm
Thickness range 19~35mm



The strong and versatile clamping bar ensures no workpiece movement.

Adjustable mitre blocks for mitre joints in picture frames.

Solid cast aluminium body.

Support foot to fix the jig on the table.

Adjustable mitre plate to suit the workpiece width.

Patented system

Standard equipment
CMT-Enlock1 joining system
CMT-Enlock10 masterpack (50 keys)
 Instruction manual (in five languages)
 Video available on www.cmtutensili.com
Hw dovetail bits not included

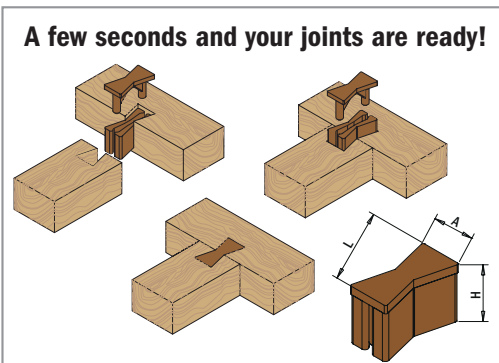
The CMT-Enlock dovetail key expands when the cap is forced in. This widens the dovetail producing a strong clamping force across the joint. No other dovetail system on the market produces this clamping force.

Clamp extension arm to make widening joints.

Here are a few of the beautiful joints you can produce using CMT-Enlock Jig



A few seconds and your joints are ready!



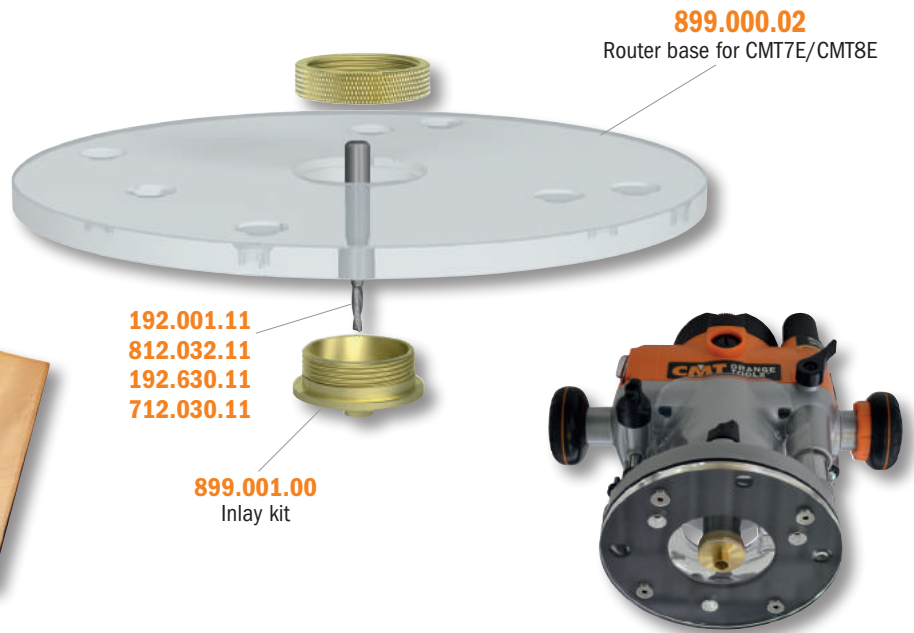
Order now!

DESCRIPTION	L x A x H mm	ORDER NO.
Complete joining system		CMT-Enlock1
Optional		
Ø9,5mm 50 key masterpack	16 x 9,3 x 12	CMT-Enlock10
Ø12,7mm 50 key masterpack	22 x 12,5 x 18	CMT-Enlock15
Ø9,5mm dovetail bit (Ø6mm shank)		718.098.11B
Ø12,7mm dovetail bit (Ø6mm shank)		718.127.11B
Ø9,5mm dovetail bit (Ø6,35mm shank)		818.098.11B
Ø12,7mm dovetail bit (Ø6,35mm shank)		818.128.11B

CMT Inlay Kit

899

Beautiful, professional-quality inlays aren't as difficult as they seem. In fact, they are easy with the CMT inlay kit. Just remove and reassemble the small bushing to make the recess in the workpiece and cut out the inlay. Perfect for toy making, puzzle making, lettering and lots of other decorative projects. Use the spiral bit for routing MDF, or the straight bit for natural wood.



Complete instructions for assembling and using CMT inlay kit are included.

DESCRIPTION	ORDER NO.
Inlay kit with 3,2mm (1/8") HWM spiral bit (Ø6,35mm shank)	899.051.00
Inlay kit with 3,2mm (1/8") HWM straight bit (Ø6,35mm shank)	899.052.00
Solid brass template guide	899.001.00
Universal router base	899.000.01
Router base for CMT7E/CMT8E	899.000.02
3,2mm (1/8") HWM spiral bit (Ø6,35mm shank)	192.001.11
3,2mm (1/8") HWM straight bit (Ø6,35mm shank)	812.032.11
3mm HWM spiral bit (Ø6mm shank)	192.630.11
3mm HWM straight bit (Ø6mm shank)	712.030.11

Template Guide Kit

new

A practical 7-bushing kit that will extend the possibilities of your router. For template-controlled operations such as dovetailing, stair routing, hinge butt routing, lock face routing and more general template tasks. These template guides can be used with any router featuring a 30mm (1-3/16") bore base-plate. Fits the most popular routers. Some routers require CMT's base 899.000.02.



CMT-TGA

Optional



DESCRIPTION	ORDER NO.
Prebored router plate for CMT7E and CMT8E	899.000.02

DESCRIPTION	ORDER NO.
Template Guide Kit	CMT-TGA

Set contains:

Q.TY	1	1	1	1	1	1	1	2	1
Internal diameter	15,87mm	16,66mm	13,49mm	10,31mm	8,73mm	7,14mm	6,35mm	Lock Nut	Adapter
Outside diameter	20,24mm	19,05mm	15,87mm	12,7mm	11,11mm	9,52mm	7,93mm	Lock Nut	
Height	14,28mm	14,28mm	14,28mm	7,93mm	3,96mm	7,93mm	3,96mm		


SAW BLADES
JIG SAW BLADES
SAW BLADES
SAW BLADES
TOOLS FOR MULTI-CUTTERS
TOOLS WITH BORE & KNIVES
ROUTER BITS & SETS
CNC ROUTER CUTTER & CHUCKS
INDUSTRIAL DOWEL DRILLS
BITS FOR HAND POWER TOOLS
HOLE SAW BLADES
POWER TOOLS & ACCESSORIES
DISPLAY CABINETS & SPARE PARTS

Universal Boring Template

CMT900

**For dowelling into surfaces
and shelf supports
and hinges**

CMT's universal boring template has been designed for precise and productive manual dowelling of furniture elements by using 32mm Euro-System screws, for boring shelf supports with 3mm or 5mm diameter and for making and marking hinge holes.
By using this template you can prebore the most popular hinge types and also to bore holes for pivots, wooden screws and hinges on the base element, as well as prebore door hinges, included the marking of holes featuring 35mm in diameter for hinges.
This template will guarantee high precision work and productivity and has been designed to be used in pair with the specific CMT400-1 boring adaptor supporting any Ø8mm shank drill bits featuring different diametres.



Laminated phenolic material **Clear and comprehensible template marking** **Precise end stops**



BORING ADAPTORS (not included):

- End stop for different boring depths
- Suitable for any type of drilling machine
- Duralumin body with holes for better chip ejection
- Precise and flat seating for proper alignment.

ORDER NO. **CMT400-1**
Boring adaptor for **CMT656, CMT900 JIGS**
to be used with drill bits up to 30mm depth:
306.030.21 - 306.050.11 - 306.080.11

QUICK AND EASY:

TECHNICAL DETAILS:	CMT900
Max. board width in one tightening:.....	900mm
Max board width:.....	no limits
Board thickness:.....	no limits
For dowels:.....	Ø8mm
Hole distance:.....	32mm
Number of holes:.....	26
For shelf support:.....	Ø3mm, Ø5mm
For hinges:.....	Ø3mm for wooden screws Ø5mm for Euro screws



HW DOWEL BITS (not included):

DESCRIPTION			ORDER NO.
D=3x18mm	S=8x20mm	HWM	306.030.21
D=5x30mm	S=8x20mm	HW	306.050.11
D=8x30mm	S=8x20mm	HW	306.080.11

Other sizes available in 306-307 series

Boring into a surface for dowel joints using the template.
Boring Ø3mm and Ø5mm holes for shelf supports.
Preboring holes for hinges (base and panel).



- CMT900 Boring Template Includes:**
- Boring template from laminated pertinax
 - End stop set
 - End stop set for large elements
 - Centring pin for hinges

DESCRIPTION	ORDER NO.
Universal Boring Template	CMT900

Universal Boring Jig

This universal boring jig has been designed for precise and productive manual dowelling of furniture elements and guarantees high precision work and productivity. The holes have been made with a distance of 32mm between one another, in compliance with the European regulations for doweling machine production. Also, the dowel jig fits CMT Ø8mm shank HW drill bits, clamped into a special boring adaptor.

CMT656


For edge dowelling and jointing

Precise holes

Detachable end stops


Ergonomic manual tighteners

Precise and flat duralumin profile



SPARE CLAMP (optional)

To speed up your work with elements of different width.
Order no. **CMT400-3**



Our unique solution consists of boring holes by using the jig safely, avoiding damage to the bit cutting edges, for this last goes through the adaptor.

BORING ADAPTORS (not included):

- End stop for different boring depths
- Suitable for any type of drilling machine
- Duralumin body with holes for better chip ejection
- Precise and flat seating for properly alignment.

ORDER NO. **CMT400-1**

Boring adaptor for **CMT656, CMT900 JIGS** to use with drills bit:

306.030.21 - 306.050.11 - 306.080.11 - 307.050.11

ORDER NO. **CMT400-2** (for screw joints)

Boring adaptor for **CMT656, CMT900 JIGS** to use with the drill bit: 307.050.11



3 easy steps in creating dowel joints



Place the jig onto the board, fix the end stop and tighten the workpiece. Set the bore depth and clamp the boring adaptor on your drilling machine. Bore vertical holes.



Fasten the jig on the other element, fix the end stop and set the bore depth. Bore horizontal holes.



Now insert the dowels with glue into the holes and join both elements.



As an alternative, use through hole bits and screw the elements together.

HW DOWEL BITS (not included):

DESCRIPTION	ORDER NO.
D=3x18mm S=8x20mm HWM	306.030.21
D=5x30mm S=8x20mm HW	306.050.11
D=8x30mm S=8x20mm HW	306.080.11
D=5x40mm S=8x20mm HW	307.050.11 for screw joints
D=7x40mm S=8x20mm HW	307.070.11 for screw joints

Other sizes available in 306-307 series

TECHNICAL DETAILS:

CMT656


- Max board width in one tightening: 656mm
- For dowels: Ø8mm
- For through holes: Ø7mm
- Hole distance: 32mm
- Number of Ø18mm holes : 2x20
- Board thickness: 16-40mm
- Facet (elements lap): 0,8mm

DESCRIPTION	ORDER NO.
Universal Boring Jig (656mm in one tightening)	CMT656

SAW BLADES
JIG SAW BLADES
SAW BLADES
TOOLS FOR MULTI-CUTTERS
TOOLS WITH BORE & KNIVES
ROUTER BITS & SETS
CNC ROUTER CUTTER & CHUCKS
INDUSTRIAL DOWEL DRILLS
BITS FOR HAND POWER TOOLS
SAW BLADES
POWER TOOLS & ACCESSORIES
DISPLAY CABINETS & SPARE PARTS

Universal Hinges Boring System

The innovative CMT333 hinge boring system with 3 spindle-heads allows you to bore holes for any hinge brand, such as Salice, Blum, Hettich, Würth, Mepla, Grass, etc.. The universal modular base supports the installation of 5 different boring heads, engineered by the worldwide leading company in industrial boring machines. Use the CMT333 universal hinge boring system on all hand-held or standing drilling power tools.



For use on standing drilling machines



To use on standing drilling power tools



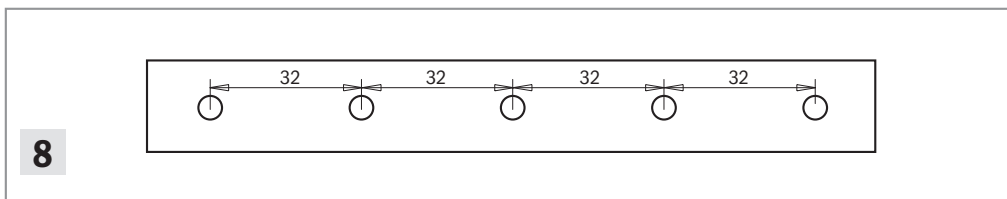
For use on CMT Industrio router table

TECHNICAL FEATURES AND SPECIFICATIONS

- Complete anti-rust parts
- Ground aluminium (Avional)
- Max 5000 RPM
- Six radial antifriction bearings

SAFETY TIPS:

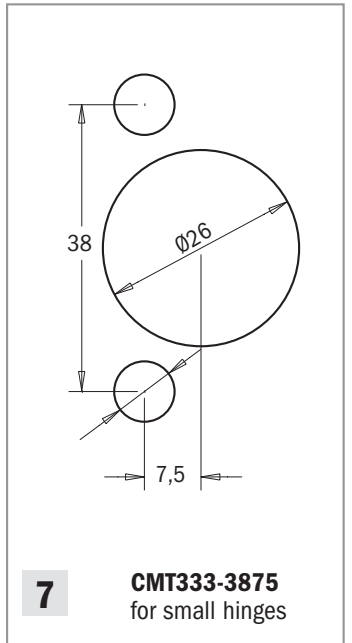
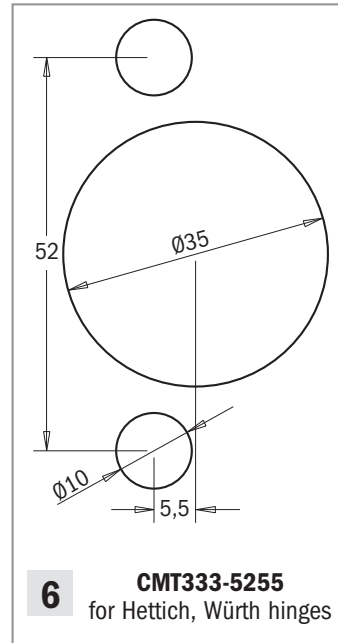
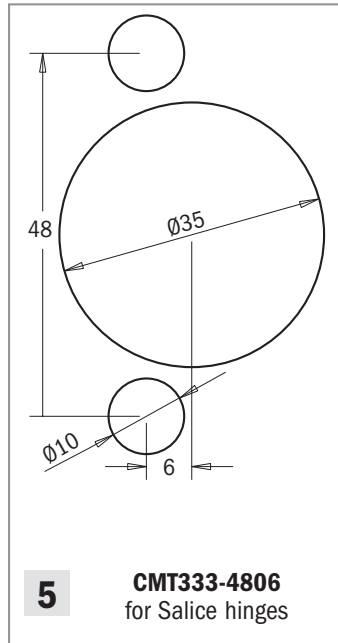
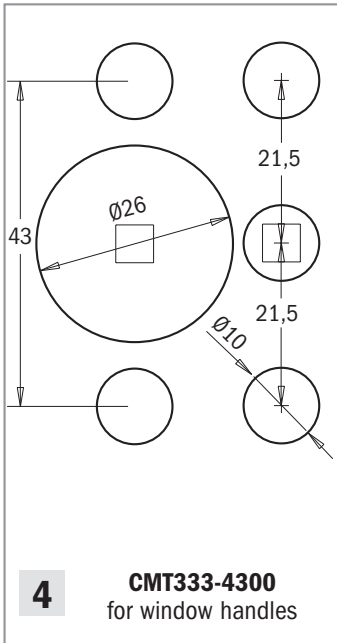
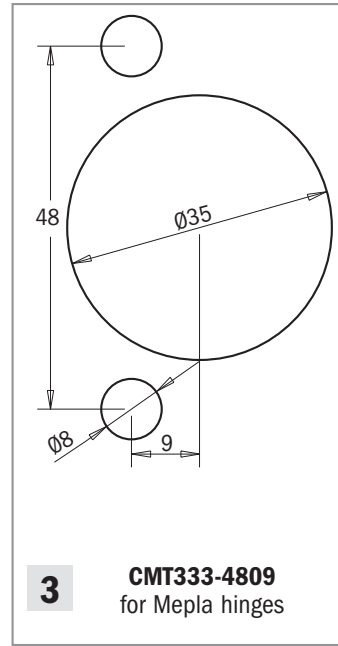
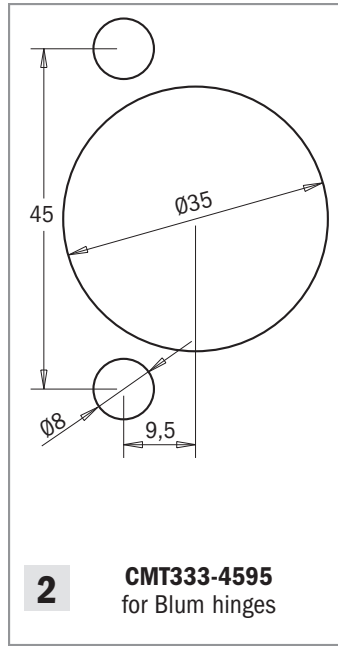
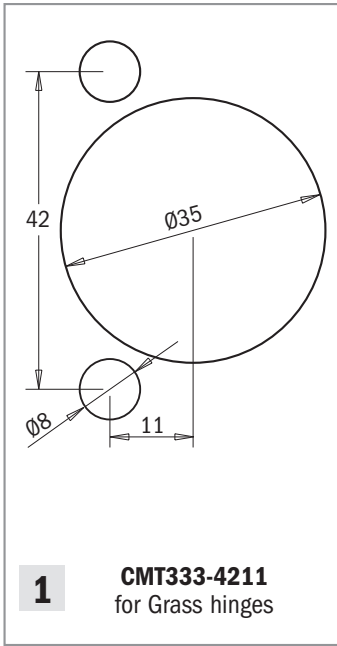
for lubrication use oil SHC100 Mobil



8 Boring head with 5 adaptors for system 32



CMT333-325



MAXIMUM VERSATILITY FOR ANY BRAND

Make your set

Choose your hinge


1	Grass	42/11
2	Blum	45/9,5
3	Mepla	48/9
4	Window handles	43/00
5	Salice	48/6
6	Hettich, Würth	52/5,5
7	Small hinges	38/7,5
8	System 32	

Support modular base	Boring heads	Drill bits	Boring bit
ORDER NO.	ORDER NO.	ORDER NO. Left-hand rotation	ORDER NO. Right-hand rotation
CMT333	CMT333-4211 Grass	310.080.12 (2-Pcs.)	317.350.11
CMT333	CMT333-4595 Blum	310.080.12 (2-Pcs.)	317.350.11
CMT333	CMT333-4809 Mepla	310.080.12 (2-Pcs.)	317.350.11
CMT333	CMT333-4300 W/handles	310.100.12 (2-Pcs.)	317.260.11
CMT333	CMT333-4806 Salice	310.100.12 (2-Pcs.)	317.350.11
CMT333	CMT333-5255 Hettich	310.100.12 (2-Pcs.)	317.350.11
CMT333	CMT333-3875 Small	(2-Pcs.)	317.260.11
CMT333	CMT333-325 System 32	(3 pcs. RH + 2-Pcs. LH)	

Blum Hinges Boring Head

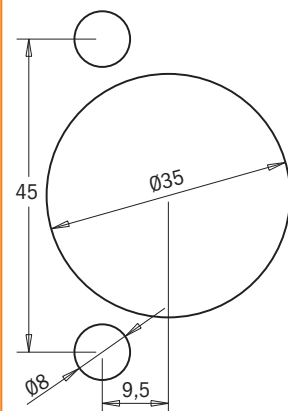
The innovative CMT334 Universal Hinge Boring Head employs three spindles which allow you to bore the holes for all of the major hinge brands. The head can be utilized on boring and point to point machines.

CMT334



For use on boring and point to point machines

Standard



CMT334-4595
for Blum hinges 45/9.5

DESCRIPTION	ORDER NO.
Hinge Boring Head (bits not included)	CMT334-4595
Boring Bit Ø35mm x 38,5mm. Right-hand rotation	393.350.11
Dowel Drill Ø8mm x 38,5mm. Left-hand rotation	393.080.12

Bench Block Set

new

These blocks are great for holding your workpiece without any clamps. Their anti-slip surface grip both your bench top and the underside of your workpiece. Raise your work above the bench and benefit from plenty of clearance for your router bits, cutters, etc.

Length: 75mm
Width: 50mm
Height: 25mm

BBS-001



DESCRIPTION	ORDER NO.
Bench block set (4-Pcs.) 75x50x25	BBS-001

Folding Ruler

new

- Fiberglass material, water & scratch resistant.
- Impact resistant, tough yet flexible.
- No rust.
- Guaranteed professional quality.
- Merchanding display with 12 rulers.



FR2M

DESCRIPTION	ORDER NO.
Folding Ruler	FR2M

Laminate/Veneered-Panel Cutter

new

CMT ORANGE TOOLS™

A very useful hand tool for clean, splinter-free cuts on laminates and veneered with no waste. Place your material into the fence provided and have the cutter run along the edge of the panel. The two opposing steel-made circular cutting blades mounted on roller bearings will trace the cutting line. Use the micrometer knob on the top of the tool to set the cutting thickness, or adjust the strip width by using the metric/inch scale provided. Loosen the lock knob on the scale, move the metal bracket which holds the fence and tighten the lock knob again on the desired cutting width.

TECHNICAL FEATURES:

- Cutting width: 12~110mm (15/32" ~ 4-21/64").
- Cutting depth: 0~2mm (0 ~ 5/64").
- Weight: 1.2 kg (2.65 lbs).

DESCRIPTION	ORDER NO.
Laminate/veneered-Panel Cutter	DET-003



DET-003


Edge Banding Iron

new

Apply pre-glued edge banding easily and accurately. The iron non-stick surface allows smooth and easy application. The thermostatically controlled short preheat time gets you working quicker. Includes heat resistant metal base to place iron when not in use.

- Includes thermostatic heat control.
- Non-stick coating.
- Specially shaped shoe with rounded edges.
- Metal stand.
- 154cm (5-1/2') power cord, 230V.

DESCRIPTION	ORDER NO.
Edge Banding Iron	DET-004



DET-004

TECHNICAL FEATURES:

- Voltage: 230V.
- Electric current: 2.5A.
- Low temperature: 70° ±10° C.
- High temperature: 220° ±10° C.


Edge Banding End Trimmer

new

An indispensable tool for easy and safe end trimming after edge banding. Position the tool on the banding, press down on the handle to operate the blade in a shearing action. The cutting knives are interchangeable, so when the cutting knife becomes dull, you can simply replace it with the anvil knife for a double lifetime. For cutting banding up to 0,5mm thick with a maximum cutting width of 54mm. This tool can also be paired up with our double edge trimmer DET-001. We recommend using our edge banding end trimmer DET-002 before using our double-edge trimmer DET-001.

DESCRIPTION	ORDER NO.
Edge Banding End Trimmer	DET-002

Spare parts **DET-002K** 2-Pcs replacement blade set 55x13x1,5mm



DET-002

Double-Edge Trimmer

new

Attach this trimmer to your workpiece, press both ends against the board for a cutting range between 13mm (1/2") and 25mm (1"), move the trimmer in the correct direction indicated by the arrow. This will cut on both sides easily. The first cutter will cut straight, the second one can be adjusted for a tapering cut. Both cutters are made from high-quality hardened steel and can be easily replaced when worn out.

DESCRIPTION	ORDER NO.
Double-Edge Trimmer	DET-001

Spare parts **DET-001K** Spare knives for double-edge trimmer



DET-001

SAW BLADES
JIG SAW BLADES
SAW BLADES
SAW BLADES
TOOLS FOR MULTI-CUTTERS
TOOLS WITH BORE & KNIVES
ROUTER BITS & SETS
CNC ROUTER CUTTER & CHUCKS
INDUSTRIAL DOWEL DRILLS
BITS FOR HAND POWER TOOLS
SAW BLADES
POWER TOOLS & ACCESSORIES
DISPLAY CABINETS & SPARE PARTS

3D Router Carver System




RCS

Exclusively from your CMT distributor

Turn your router into a remarkable carving tool. It's fast, easy, and a whole lot of fun!

Who says that intricate woodcarving requires an artist's touch? Thanks to the patented 3D Router Carver system, anyone with a plunge router can create any of the beautiful designs shown on these pages in just minutes. Decorate doors, drawers, cabinets, furniture or just about any flat wooden surface with one or more of these designs. How does it work? The secret is in the 3D Router Carver Bit and the way that bit interacts with the carving templates. The V-Groove router bit is enclosed in a 45° cone-shaped guide. You rout with the plunge mechanism of your router unlocked, allowing the bit to move up or down as the router moves forward. As the slot in the template get wider, the bit moves down, producing a wider, deeper V-groove. As the slot gets narrower, the bit moves up, and the groove gets narrower and shallower. It sounds simple, and it is! (that's why the system is patented worldwide). Please see the illustrations below for more details on the carving technique. You'll receive complete instructions with your 3D Carver templates. For an informative visual demonstration, check out the 3D Router Carver video on our web site.









What do you need to get started?

- The 3D Router Carver bit
- The Carver template of your choice
- The Holding frame to match your template
- Your plunge router

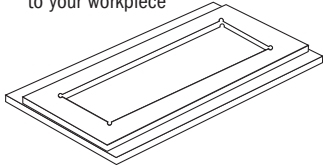
(Note: Be sure the opening in the base of your router is at least 47,6mm in diameter. If it isn't, you'll need to make a sub-base to accept the large diameter of the 3D Carver bit.)

3D Router Carver Bit & Sleeve

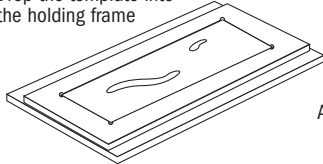
S mm	ORDER NO. Right-hand rotation	Spare parts						Optional
8	RCS-BIT8							
12,7	RCS-BIT	RCS-CUT8	RCS-SLE8	RCS-SHIELD	RCS-NUT8	991.007.00	RCS-SLEEVE8	
		RCS-CUT	RCS-SLE	RCS-SHIELD	990.091.00	990.092.00	RCS-SLEEVE	

Here's how it works:

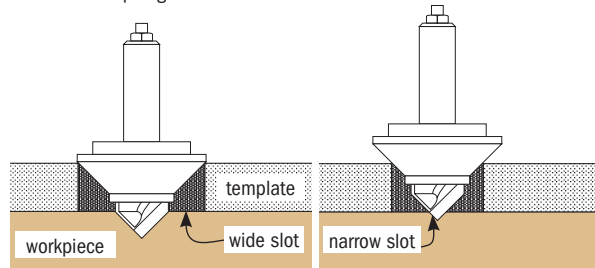
1. Clamp or tack the holding frame to your workpiece



2. Drop the template into the holding frame

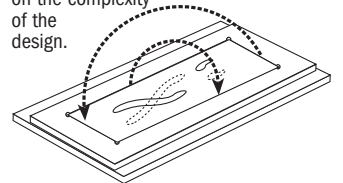


3. Plunge the bit into a wide part of the slot and rout with the router's plunge mechanism unlocked.

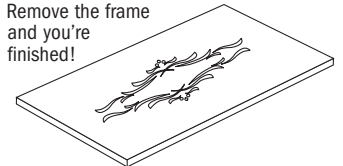


Allow the plunge mechanism to move up and down as you advance. Wider template slots allow wider, deeper grooves. Narrower slots produce shallower grooves.

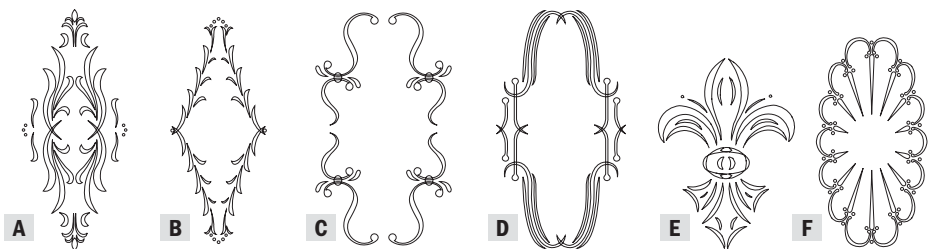
4. With the frame still in place, flip the template & rout again. Some templates will be routed 2 to 4 times, depending on the complexity of the design.



5. Remove the frame and you're finished!



Cabinet door & panel carvings



These designs are ideal for the doors or panels of cabinets, entertainment centers, fireplace surrounds or almost any flat surface. See the designs below for complementary patterns for drawers, rails and corners. Approximate carving time is 5 minutes.

DESCRIPTION	Carving dimensions mm	No. of templates	ORDER NO.
Classical cabinet door - A	440 x 185	2	RCS-302
Florentine cabinet door - B	415 x 170	2	RCS-304
Cascade cabinet door - C	365 x 210	1	RCS-305
Roma cabinet door - D	375 x 200	1	RCS-306
Fleur-de-Lys door - E	250 x 180	4	RCS-805
Spanish fan template - F	380 x 200	2	RCS-806
Cabinet door holding frame			RCS-003

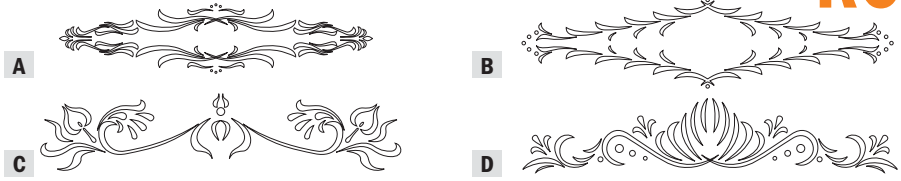


Tip: many carvings, like the Florentine rail, are enhanced with the additional of a rosette.



Panel & Rail Carvings

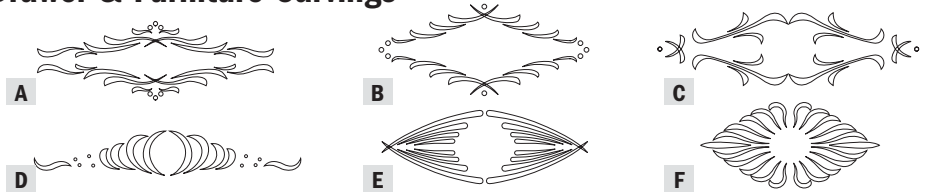
RCS



With a long, horizontal shape, these designs are perfect for door rails, headboards, cabinet face frames and valences. Approximate carving time is 4 minutes.

DESCRIPTION	Carving dimensions mm	No. of templates	ORDER NO.
Classical Rail - A	550 x 120	2	RCS-402
Florentine Rail - B	550 x 130	2	RCS-404
Cascade Rail - C	530 x 110	3	RCS-405
Folklore Rail - D	550 x 110	3	RCS-406
Rail Holding Frame			RCS-004

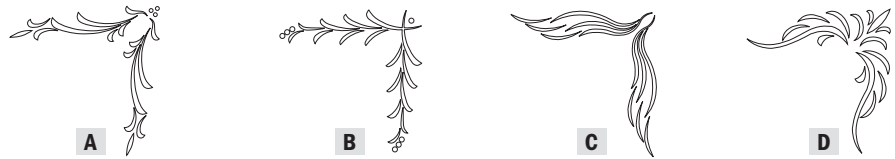
Drawer & Furniture Carvings



Originally intended for drawer fronts, these designs are great for lots of other projects: small doors, side panels of cabinets, furniture and more. For door and drawer combinations, match the style of the door designs above. Approximate carving time is 4 minutes.

DESCRIPTION	Carving dimensions mm	No. of templates	ORDER NO.
Classical Drawer - A	210 x 70	2	RCS-502
Florentine Drawer - B	195 x 85	2	RCS-504
Cascade Drawer - C	250 x 65	1	RCS-505
Folklore Drawer - D	250 x 40	2	RCS-506
Roma Drawer - E	190 x 65	2	RCS-507
Blaze Drawer - F	250 x 110	2	RCS-510
Drawer Holding Frame			RCS-005

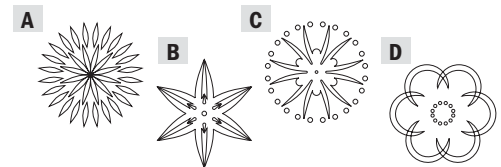
Corner & Small Decoration Carving Designs




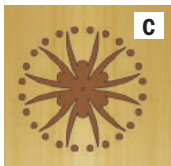


DESCRIPTION	Carving dimensions mm	No. of templates	ORDER NO.
Classical Corner - A	155 x 40	3	RCS-602
Florentine Corner - B	120 x 30	3	RCS-604
Cascade Corner - C	190 x 40	3	RCS-605
Folklore Corner - D	150 x 45	3	RCS-606
Corner Holding Frame			RCS-006

Rosette Carvings

You get two templates for the price of one with these designs! Each item includes templates for two sizes of rosette. Use with the rosette frame sold above, or use the large rosettes with the cabinet door frame or small rosettes with rail frame.



DESCRIPTION	Carving diameter mm	No. of templates	ORDER NO.
Rosette #1 & #5 - A	85 & 68	2 & 2	RCS-701
Rosette #2 & #6 - B	88 & 70	1 & 1	RCS-702
Rosette #3 & #7 - C	82 & 65	1 & 1	RCS-703
Rosette #4 & #8 - D	79 & 62	1 & 1	RCS-704
Rosette holding Frame			RCS-007




3D Router Carver System




RCS


Southwestern Carving Designs



These popular Southwestern designs are actually several shapes in one. Both sizes can be routed as circular carvings, or use only portions of the template to suit your project.



Rout the complete spanish fan design or make partial rosettes



DESCRIPTION	Carving dimensions mm	No. of templates	ORDER NO.
Large Spanish Fan	400	1	RCS-801
Small Spanish Fan	200	1	RCS-802
Rosette Holding Frame			RCS-007

Just for fun: Designs For every animal lover!



Your imagination will be your guide on these neat designs. Furniture or decorations for the kids, paneling for the den or rec room, a gift for the sportsman.



DESCRIPTION	Carving dimensions mm	No. of templates	ORDER NO.
Dolphin - A	200 x 290	4	RCS-803
Eagle - B	178 x 298	4	RCS-804
Deer - C	394 x 190	4	RCS-901
Horse - D	445 x 203	3	RCS-902
Longhorn - E	419 x 194	4	RCS-904
Teddy bear - F	394 x 203	3	RCS-906
Cabinet Door Holding Frame			RCS-003

Organizer

100 bits at your fingertips

When you constantly work on projects, you always need your most used bits right within reach and safely organized. CMT gives you the perfect solution for keeping them all in sight, thanks to the 100 piece organizer. This conveniently holds any size router or drill bit by using CMT's interchangeable bushings to fit all CMT shank diameters. See options listed below.

03.51



DESCRIPTION	ORDER NO.
Bit Organizer (without bushings)	03.51.0106
Interchangeable Bushings for Ø6mm shank (20-Pcs.)	03.51.0046A
Interchangeable Bushings for Ø6,35mm shank (20-Pcs.)	03.51.0047A
Interchangeable Bushings for Ø8mm shank (20-Pcs.)	03.51.0048A
Interchangeable Bushings for Ø9,5mm shank (20-Pcs.)	03.51.0057A
Interchangeable Bushings for Ø10mm shank (20-Pcs.)	03.51.0058A
Interchangeable Bushings for Ø12mm shank (20-Pcs.)	03.51.0059A
Interchangeable Bushings for Ø12,7mm shank (20-Pcs.)	03.51.0049A

Formula 2050: Blade & Bit Cleaner



Finally a safe, environmentally-friendly cleaner that is more effective than all those hazardous chemicals used for cleaning cutting tools.

998

Saw shops know how to get the most out of cutting tools.

They know that the pitch and resin left by wood on tools greatly shortens the life of carbide. Therefore we asked many blade sharpeners to test Formula 2050 and they rated it as an excellent product. Most blade and bit cleaning products work with dissolving action, but it takes some power and nasty chemicals to dissolve wood residues and adhesives. CMT's non-toxic and safe Formula 2050 penetrates the microscopic cracks in the resin and attacks the bond between carbide or steel surfaces and the resin itself.

Formula 2050 keeps your tools clean and helps you increase the life span between sharpening and replacement.



12 spray bottles 0,500 lt (18 oz.) in merchandising display



This product received a five-star performance rating from "Wood Magazine"

DESCRIPTION	ORDER NO.
0,500 lt. spray bottle	998.001.01
3,780 lt. plastic jug	998.001.03
12 spray bottles 0,500 lt (18 oz.) in merchandising display	998.001.01-X12
Empty merchandising display (suitable for 12 spray bottles)	998-DIS

- Removes pitch, resin and adhesive residue from all woodworking cutting tools (saw blades, router bits, drill bits, shaper cutters, planer blades, etc.).
- Completely non-toxic, non-flammable and certified biodegradable. Formula 2050 is a safe, earth-friendly product.
- Do not rinse after cleaning. Formula 2050 provides protection from rust and corrosion. Keeps your table saw top rust free too!
- Can be applied by spray bottle or used in ultrasonic cleaners and dip tanks.

Lubricant for Wood, Neutralizes Resin

- Neutralizes resin, preventing it from being stuck on chips and sawdust.
- Cleans knobs, barbell handles, etc.
- Anti-corrosion action on woodworking machine table.
- Excellent against humidity.

Instruction:

Spray or apply the product on the desired parts of your woodworking machine. You will obtain a uniform layer on its surface that will aid in the sliding of your workpiece.



**FLAMMABLE PRODUCT.
AIR FREIGHT IS NOT ALLOWED.**

DESCRIPTION	ORDER NO.
1 lt. spray bottle (master packaging 12 bottles)	998.002.01
5 lt. plastic jug	998.002.03



998

SAW BLADES
JIG SAW BLADES
SAW BLADES
TOOLS FOR MULTI-CUTTERS
TOOLS WITH BORE & KNIVES
ROUTER BITS & SETS
CNC ROUTER CUTTER & CHUCKS
INDUSTRIAL DOWEL DRILLS
BITS FOR HAND POWER TOOLS
HOLE SAW BLADES
POWER TOOLS & ACCESSORIES
DISPLAY CABINETS & SPARE PARTS

Diamond Whetstones

For professional, industrial and home users

FAST: real quality diamond, the hardest known material, reduces the sharpening process.

EASY: stoke the blade across the surface with little pressure.

DURABLE: we use natural diamonds for long-lasting performance.

VERSATILE: for sharpening any hard material, steel, glass, ceramic, tungsten carbide, etc.



FOR SHARPENING, HONING AND LAPPING

- axes
- bayonets
- broadheads
- cable cutters
- carbide cutters
- chainsaws
- chisels
- climbing equipment
- engraving tools
- farm and garden tools
- fish hooks
- Fostner bits
- knives
- lapidary tools
- lawn mower blades
- masonry drills
- moulds and dies
- plane blades
- planer /jointer knives
- pruners


- ring tool
- router bits
- saw blades
- scissors
- shears
- ski and snowboard edges
- small contact area and pointed tools
- speed and hockey skates
- woodcarving scrapers
- woodturning tools

FOR ABRADING HARD MATERIALS

- ceramic
- composites
- fibreglass
- glass
- stainless steel
- stone
- titanium
- tool steel
- tungsten carbide


FOR FLATTENING

- chisel backs
- engine heads
- machine bolsters and ways




Universal diamond whetstone in leather sheaths

Dimensions mm	Grain	Colour	ORDER NO.
115 x 25 x 3	D15 extrafine	green	DSS-115E
115 x 25 x 3	D25 fine	red	DSS-115F
115 x 25 x 3	D46 coarse	blue	DSS-115M
115 x 25 x 3	D76 extracoarse	black	DSS-115G



Diamond whetstone file

Dimensions mm	Grain	Colour	ORDER NO.
100 Ø4,8	D54 coarse	blue	DSS-048M

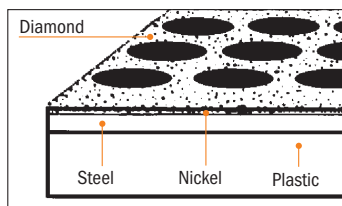


Universal diamond whetstones in hardwood case

Dimensions mm	Grains	Colour	ORDER NO.
150 x 52 x 16	D15 extrafine	green	DSS-150E
150 x 52 x 16	D25 fine	red	DSS-150F
150 x 52 x 16	D46 coarse	blue	DSS-150M
150 x 52 x 16	D76 extracoarse	black	DSS-150G

A unique production process to guarantee long tool life

A perforated steel plate is moulded onto a strong plastic base by applying high pressure. The steel is then covered with natural diamonds embedded into a nickel plate. The patterned diamond coating ensures fast sharpening, whereas the plastic indents hold the lubricating water and disperse the fine dust emitted by the diamonds during sharpening.



The diamond whetstones are available in four meshes for multiple purposes:

D15 EXTRAFINE/GREEN (9 microns, 1200 mesh)

To refine and polish sharp edges to razor sharp perfection. If you are new to sharpening or need your knife or tool edges as sharp as possible, this grain type is not recommended, but if this suffice, then this is what you are looking for.

D25 FINE/RED (25 microns, 600 mesh)

To restore any slightly dull knife or tool edges to perfect sharpness. Many customers consider the fine grit grain to be suitable to satisfy any working need. Professional chefs and gourmet cooks prefer using this grit grain too. For woodworkers and sportsmen who are stepping through this grit, it is the edge refinement process before micro-refinement and polishing.

D46 COARSE/BLUE (45 microns, 325 mesh)

To quickly restore dull edges. For workers who require faster cutting action and less edge refinement often use this grit grain.

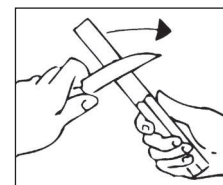
D76 EXTRA-COARSE/BLACK (60 microns, 220 mesh)

Recommended for aggressive removal of metal on damaged tools or for heavy-duty outdoor tools such as axes and lawn mower blades. Also, this grit grain is commonly used as a first step for flattening the back of chisel and plane irons or for rapid stock removal from chipped or badly damaged edges.

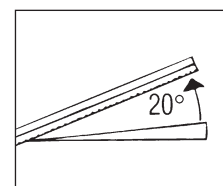
Instructions

Use water for lubrication, after use, rinse and store dry.

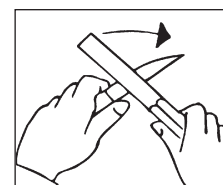
1. Keep your knife with cutting edge away from you.



2. Apply some water to the stone surface. Hold blade 20° to diamond surface.



3. With little pressure and in long strokes push the blade across surface. From edge heel to edge tip, alternately on both sides. For pointed tools. Use the unperforated diamond area.



Flexible Templates for Curved & Arched Routing

The CMT flexible template is easy to screw on any kind of wooden panels, MDF or chipboard for creating forms, arcs and curved elements easily and rapidly. In order to fix your template you can use countersunk screws, which are widely available on the market. The CMT template is made of a highly-resistant flexible plastic, which can be tied in knots without any risk of ruining or reducing flexibility.





Screw your template to the edge of the panel and follow its shape and rout the border on the guide ring. The template is suitable for manual feed on routers, router tables and spindle moulders. Rout easily, safely and accurately to make multiple forms such as arcs, curved elements and cut-out forms. Mark the edge of your form precisely and screw it onto a previously-placed panel from underneath.

If you rout with a guide ring mounted onto your spindle moulder, keep your hands a safe distance behind the template. Two different profiles in three lengths are available. Please notice that the smallest profile features a short radius, whereas the larger profile features a larger opening in case of flat and long curves.

TECHNICAL SPECIFICATIONS:

- Special plastic without any plasticizer.
- Made in Germany.
- Lasts more than 10 years!

DESCRIPTION	L mm	ORDER NO.
Flexible template for routing 18x18mm	1000	TMP-1000
Flexible template for routing 12x12mm	1200	TMP-1200
Flexible template for routing 18x18mm	2000	TMP-2000



12 Corner Radius Router Template Set from 3mm to 25mm

Our useful 3-piece corner radius template set includes 8mm thick acrylic templates that will allow you to make 12 different radii (4 per template) by using a flush trim or a pattern bit (sold separately). Included with the templates you will also find 4 alignment pins and 4 wood screws. Use the pins to align the template onto your workpiece, then use the four wood screws provided to secure it. Remove the alignment pins and use the bit to cut the corner of your workpiece to the same radius as the template.

RADIUS	
mm	inches
3	1/8"
5	3/16"
6	1/4"
8	5/16"
10	3/8"
11	7/16"
12	1/2"
14	9/16"
16	5/8"
19	3/4"
22	7/8"
25	1"

DESCRIPTION	ORDER NO.
12 Corner Radius Router Template	TMP-R12
Set contains:	
12 Different Radii (3 templates)	
4 Alignment Pins	
4 Wood Screw	



SAW BLADES
JIG SAW BLADES
SABRE SAW BLADES
TOOLS FOR MULTI-CUTTERS
TOOLS WITH BORE & KNIVES
ROUTER BITS & SETS
CNC ROUTER CUTTER & CHUCKS
INDUSTRIAL DOWEL DRILLS
BITS FOR HAND POWER TOOLS
HOLE SAW BLADES
POWER TOOLS & ACCESSORIES
DISPLAY CABINETS & SPARE PARTS

Bowl & Tray System

CMT System BTS-002 provides a fun and easy way for you to make divided bowls and trays in your shop. No lathe? No problem. This bowl making technique uses a router and CMT's unique bowl and tray router bit. The resulting bowls and trays are beautiful. This kit also provides an excellent way to use up scrap wood. Glue pieces together, butcher block style, to make a beautiful pattern of colors and species.


The templates will withstand a lifetime of use and can be used to make a variety of bowl or tray styles. The collet extension, used to make extra deep bowls, is also useful whenever your general woodworking requires extra deep cuts.



TMP-012
MDF Template



TMP-011
MDF Template



DESCRIPTION	ORDER NO. S=Ø12mm
Bowl & Tray System	BTS-002
<i>The kit includes</i>	
Router Bit	951.502.11B
Router Collet Extension	796.002.00
MDF Template nr. 1	TMP-011
MDF Template nr. 2	TMP-012
Instruction manual	



Trace the templates onto the bowl blank.



Rough out the interior using a drill press and a 50,8mm Forstner bit.



Rout the interior to final shape using the bowl and tray router bit and collet extension.



Bandsaw the exterior to final shape.

Optional



TMP-101
MDF Template
400x400mm.



TMP-103
MDF Template
400x400mm.



TMP-105
MDF Template
330x330mm.

Pocket-Pro™ Joinery System

For fast, easy and accurate cabinet & furniture construction. Designed by CMT and professional cabinetmakers, this new system allows you to make rock-solid pocket hole joints in stock 12,7mm (1/2") to 40mm (1-5/8") thick with unprecedented speed and accuracy.

The heart of the Pocket-Pro™ system is our unique moulded jig, which features hardened drill bushings and an interlocking two-piece design.

Sliding the jig up or down enables you to adjust the stock thickness in preset 1,6mm (1/16") increments without test joints or measurements!

If you have used other pocket hole jigs you will be familiar with many joint applications, but you will benefit from many Pocket-Pro™ system advantages.

For example:

- some jigs require adding or removing various parts of the jig to join different stock thicknesses.

With the Pocket-Pro™ system you simply have to adjust the interlocking jig up or down for the full range of joints 12,7mm (1/2") to 40mm (1-5/8") thick;

- other jigs require frequent repositioning of the depth stop collar for different joint styles. CMT's Pocket-Pro™ joinery system allows you to make most of the adjustments leaving the stop collar in the same position of the drill bit;

- plus, with CMT's Pocket-Pro™ system you can quickly adjust the location of the pocket in relation to the end of your workpiece to create a stronger joint by using longer screws, or to leave more "meat" in the joint.

Check out the Pocket-Pro™ joinery system today. Easy enough for beginners and accurate enough for professional workers, it is the world's most versatile pocket hole jig.


PPJ-002



515.001.51+541.095.00



999.505.05



999.505.10



990.101X30



999.505.08

DESCRIPTION	ORDER NO.
Pocket-Pro™ joinery system set	PPJ-002
Set contains:	
Pocket-Pro™ main parts	999.505.10
Toggle clamp	999.505.05
9,5mm (3/8") step drill bit	515.001.51
9,5mm (3/8") depth collar for step drill bit	541.095.00
152mm (6") Square drive screw driver bit	999.505.08
Masterpack 30 screw 1-1/4"	990.101X30

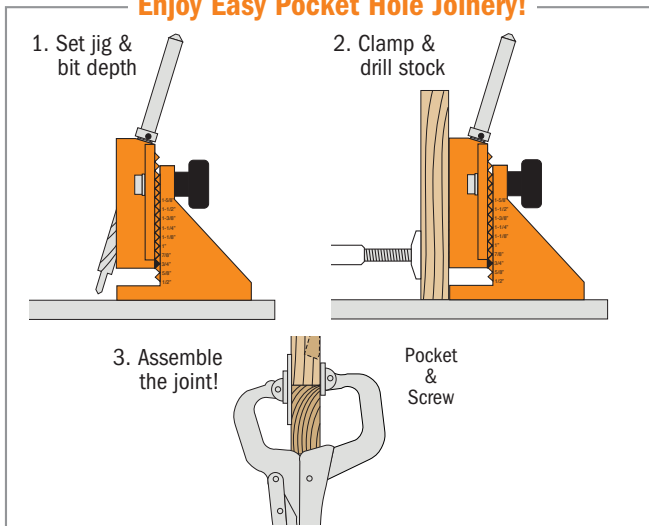
DESCRIPTION OPTIONAL	ORDER NO.
500 fine screws (31,7mm)	990.101X500
500 coarse screws (31,7mm)	990.102X500
500 fine screws (38,1mm)	990.103X500
500 coarse screws (38,1mm)	990.104X500
Face clamp swivel pad	999.505.06
6mm (3") square drive screwdriver bit	999.505.07

Optional

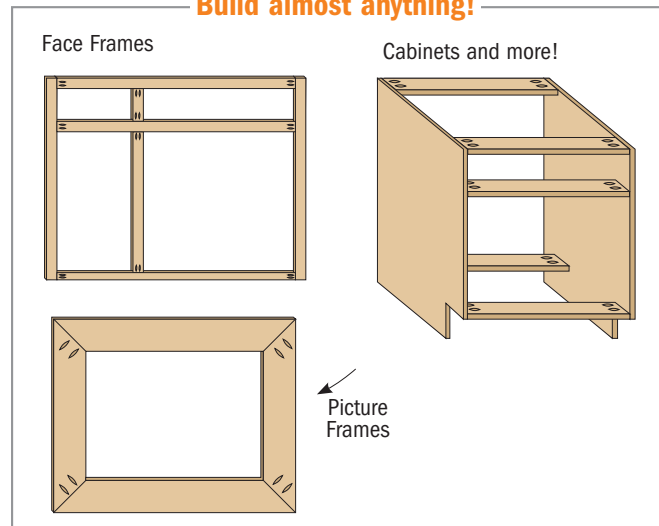


999.505.06
Face clamp with swivel pad

Enjoy Easy Pocket Hole Joinery!



Build almost anything!



Digital Height Gauge

DHG-001



Horizontal and vertical measuring.

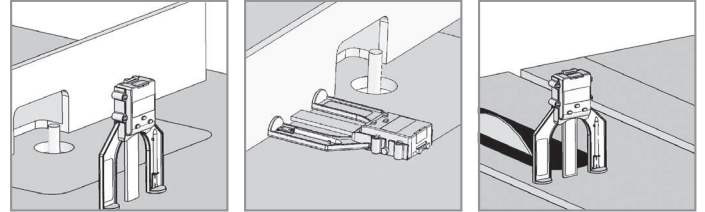
Self-standing for setting cutting depth on router tables and low profiles for backfence adjustment.

Measuring ruler with metric/imperial scale and locking screw.

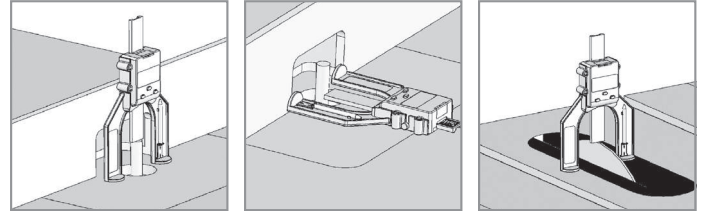
Instruction manual.



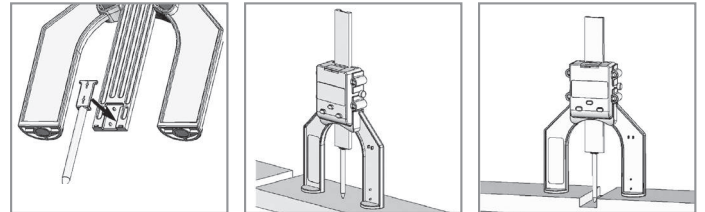
Place your gauge on a flat surface and set to "0" on the display.



Position your gauge on the tool.



Insert needle and set to "0".



TECHNICAL DETAILS:

- Measuring range: Scale: 0~80mm (0~3")
Needle: 0~50mm (0~2").
- Resolution: 0.05mm/0.002".
- Accuracy: ±0.1mm (±0.004").
- Power: CR2032 3V - 1500 hours.



DESCRIPTION	ORDER NO.
Digital Height Gauge	DHG-001

Digital Moisture Meter

new



Ideal for use in woodworking, building construction and agriculture industries. The DMM-001 is also an invaluable tool in the restoration field. Ideal for locating moisture in carpets and sub-flooring. General ultra-sensitive Digital Moisture Meter easily detects hidden leaks in wood, concrete, plaster and carpet. The accurate moisture level readings make this tool great for new home inspections, locating roof leaks or even selecting dry lumber at the yard.

Ideal to use in woodworking, building construction, agriculture restoration and floor-laying. Used to check wood, drywall and concrete before painting, sealing or treating and to locate and identify water leaks in roofs, floors and walls. Display will show the moisture content in Percent Moisture Content directly. Ergonomically designed and CE approved.

TECHNICAL FEATURES:

- Measuring range in wood: 5~50%
- Measuring range in building material: 1.5~33%
- Measuring accuracy: ±2%
- Backlight shut off: In about 15 seconds
- Auto power off: 3 minutes idle
- Low battery indicator: <7V
- Power supply: a 9V battery block (6F22 or 6LR6)
- Working current: <25mA
- Working temperature: 32°F~122°F
- Working humidity: <90%RH non-condensing
- Storage: -4°F~140°F ≤85% (without battery)
- Dimensions: 5-11/16" x 2-7/16" x 1-1/16"
- Weight: About 3oz (without battery)

DMM-001

DESCRIPTION	ORDER NO.
Digital Moisture Meter	DMM-001



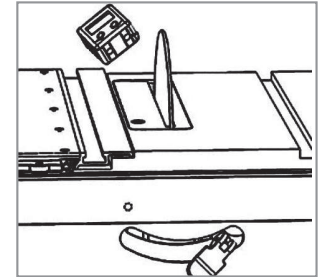
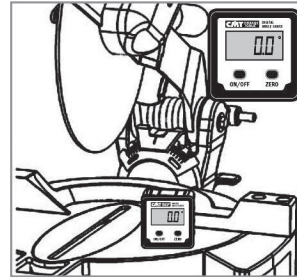
DAG-001



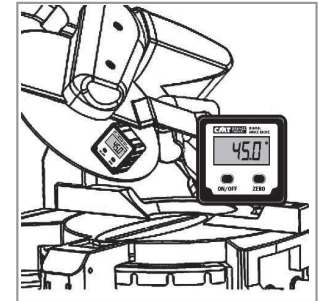
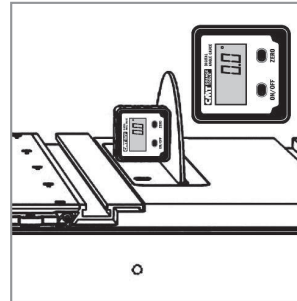
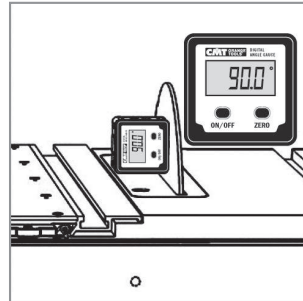
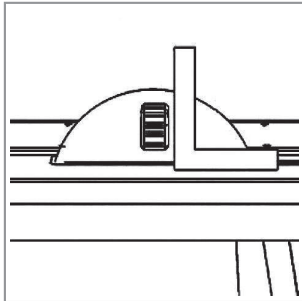
The digital angle gauge is a mini waterproof digital protractor that provides digital readings between $\pm 180^\circ$ with a resolution of $0,1^\circ$ and auto shut off after 5 minutes. It is small enough to be carried around in a pocket and the LED screen is convenient to read. It incorporates magnets in the base for adhesion to any ferrous surface to accurately measure mitre and bevel angles on mitre saws, saw benches, etc.

TECHNICAL DETAILS:

- battery voltage/type 3V/L lithium;
- 51x51x33mm size;
- $\pm 180^\circ$ range;
- $0,1^\circ$ resolution.
- Set to ZERO.




DESCRIPTION	ORDER NO.
Digital Angle Gauge	DAG-001



Digital Angle Finder

DAF-001



This digital angle finder is a multi-functional tool for many measuring applications. Easy to operate the base unit carries the electronics giving a very clear detailed LCD display as well as a pair of levelling vials and a pivoting measuring arm. When the arm is extended the angle it makes with the base is indicated clearly on digital read-out to the nearest $0,05^\circ$. The measuring range is $0 - 360^\circ$.

The vials allow variations from the vertical and the horizontal to be accurately measured.

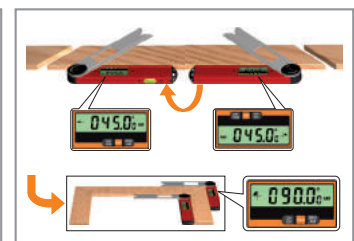
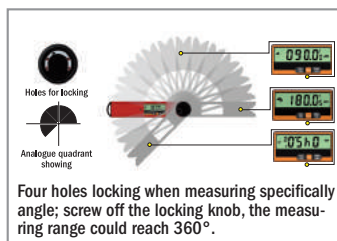
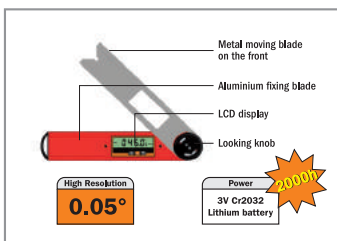
Other features include a lock function to prevent the last measurement being lost, a low battery indicator and automatic shut off function. Being robust but light in weight this is a very well thought out tool with a lot of uses. Instructions included.

- Easy and simple to use;
- Calculates angles in seconds;
- Large detailed LCD display;
- Robust, lightweight aluminium construction;
- $0 - 360^\circ$ measuring range.

TECHNICAL DETAILS:

- 265x50x25mm size;
- $\pm 0-360^\circ$ range;
- $0,05^\circ$ resolution.

DESCRIPTION	ORDER NO.
Digital Angle Finder	DAF-001




Display Cabinets for Saw Blades

A sturdy steel-made saw blade display cabinet with backlight to place anywhere you want in your store. You can hang up different types of saw blades. Please contact your CMT salesman to get advice on the most suitable saw blades composition to display. Saw blades not included. Dimensions are in cm.

03.00.0038

03.00.0030

Image may not depict actual product included. Refer to table.



We also offer a practical wire counter display for saw blades up to Ø350mm.

Suitable for all blades types



03.53.0012-X24

DISPLAYS THAT SELL!

DESCRIPTION	ORDER NO.
Wire counter display only (<i>empty</i>)	03.00.0030
Display cabinet with backlight (220V) for saw blades (<i>empty</i>) hooks not included, order separately	03.00.0038
Short hooks 50mm. (24-pc pack)	03.53.0012-X24
Lighted header sign CMT ORANGE 220V (<i>spare parts</i>)	03.54.0084
220V lamp for neon sign for display cabinet (<i>spare parts</i>)	03.54.0087

Display Cabinets for Sabre & Jig Saw Blades

new

CMT ORANGE TOOLS™

A sturdy steel-made sabre and jig saw blade display cabinet with backlight to place anywhere you want in your store. You can hang up different types of blades. Please contact your CMT salesman to get advice on the most suitable blades composition to display. Blades not included. Dimensions are in cm.

IMBALLO143

03.00.0038



Counter cardboard display for jig saw blades
CMT's end cap cardboard display for jig saw blades takes advantage of the existing space in your store and is designed for being placed on a counter, existing shelves or inside CMT's display cabinets. Suitable for stocking up to 12 different jig saw blade types, 10 packs each, 120 packs in total. The end cap cardboard display helps increase product visibility and sell more!



5-PIECE MASTERPACK



20-PIECE MASTERPACK




5-PIECE MASTERPACK



25-PIECE MASTERPACK

Image may not depict actual product included. Refer to table.



Dimensions: 120 x 45 x 223cm.



03.53.0012-X24

DISPLAYS THAT SELL!

DESCRIPTION	ORDER NO.
Counter display only (empty)	IMBALLO143
Display cabinet with backlight (220V) for sabre and jig saw blades (empty) hooks not included, order separately	03.00.0038
Short hooks 50mm. (24-pc pack)	03.53.0012-X24
Lighted header sign CMT ORANGE 220V (spare parts)	03.54.0084
220V lamp for neon sign for display cabinet (spare parts)	03.54.0087

SAW BLADES
JIG SAW BLADES
SABRE SAW BLADES
TOOLS FOR MULTI-CUTTERS
TOOLS WITH BORE & KNIVES
ROUTER BITS & SETS
CNC ROUTER CUTTER & CHUCKS
INDUSTRIAL DOWEL DRILLS
BITS FOR HAND POWER TOOLS
HOLE SAW BLADES
POWER TOOLS & ACCESSORIES
DISPLAY CABINETS & SPARE PARTS

SAW BLADES
JIG SAW BLADES
SAW BLADES
SAW BLADES
TOOLS FOR MULTI-CUTTERS
TOOLS WITH BORE & KNIVES
ROUTER BITS & SETS
CNC ROUTER CUTTER & CHUCKS
INDUSTRIAL DOWEL DRILLS
BITS FOR HAND POWER TOOLS
HOLE SAW BLADES
POWER TOOLS & ACCESSORIES
DISPLAY CABINETS & SPARE PARTS

Display Cabinet for Multi-Cutters

new

CMT ORANGE TOOLS™

A sturdy steel-made multi-cutters display cabinet with backlight to place anywhere you want in your store. You can hang up different types of cutters. Please contact your CMT salesman to get advice on the most suitable cutters composition to display. Cutters not included. Dimensions are in cm.

03.00.0038



1-PIECE CLAMSHELL
5-PIECE MASTERPACK

Image may not depict actual product included. Refer to table.



Dimensions: 120 x 45 x 223cm.



03.53.0012-X24



03.53.0013-X24

DISPLAYS THAT SELL!

DESCRIPTION	ORDER NO.
Display cabinet with backlight (220V) for multi-cutters (<i>empty</i>) hooks not included, order separately	03.00.0038
Short hooks 50mm. (24-pc pack)	03.53.0012-X24
Long hooks 200mm. (24-pc pack)	03.53.0013-X24
Lighted header sign CMT ORANGE 220V (<i>spare parts</i>)	03.54.0084
220V lamp for neon sign for display cabinet (<i>spare parts</i>)	03.54.0087

Display Cabinet for Router Bits



This sturdy structure is hand-crafted using MDF, tempered glass and iron and is free-standing to offer 360° visibility and to give you the versatility of positioning the display anywhere you like in the store. The front is a convenient 2 component assembly. The upper section is designed to display 141 of the best selling router bits from the CMT router bits line and 20 corresponding spare parts; while 10 of the popular wooden box sets or saw blades can fit perfectly in the lower section if required. Secured glass with key lock. Dimensions are in cm.

03.00.0042



Deluxe packaging



03.53.0010-X104



03.53.0011-X16



03.53.0017

Image may not depict actual product included. Refer to table.



Dimensions: 120 x 45 x 223cm.

DESCRIPTION	ORDER NO.
Display cabinets with: 240 HW router bits (S=Ø6mm), 66 spare parts (saw blades at your choice)	700.300.00L
Display cabinets with: 240 HW router bits (S=Ø8mm), 66 spare parts (saw blades at your choice)	900.300.00L
21 pcs. HW router bits with shank Ø12mm for our display cabinet (optional)	900.021.00
Display cabinet for router bits / cutter heads (empty) includes 145 hooks (125 long and 20 short)	03.00.0042
Additional long hooks 200mm. (104-pc pack)	03.53.0010-X104
Additional short hooks 150mm. (16-pc pack)	03.53.0011-X16
Toolholder shelf (270x209x1,5cm.) for CMT display cabinet 03.00.0042 for router bit sets	03.53.0017
220V lamp for neon sign for display cabinet (spare parts)	03.54.0087
Set 2 led 220V for display cabinet (spare parts)	03.54.0089
Set of 2 metal support (RH-LH) for light header sign (spare parts)	03.53.0109
Lighted header sign CMT ORANGE 220V (spare parts)	03.54.0084

SAW BLADES
JIG
SAW BLADES
SAW BLADES
TOOLS FOR MULTI-CUTTERS
TOOLS WITH BORE & KNIVES
ROUTER BITS & SETS
CNC ROUTER CUTTER & CHUCKS
INDUSTRIAL DOWEL DRILLS
BITS FOR HAND POWER TOOLS
HOLE SAW BLADES
POWER TOOLS & ACCESSORIES
DISPLAY CABINETS & SPARE PARTS

SAW BLADES
JIG SAW BLADES
SAW BLADES
SAW BLADES
TOOLS FOR MULTI-CUTTERS
TOOLS WITH BORE & KNIVES
ROUTER BITS & SETS
CNC ROUTER CUTTER & CHUCKS
INDUSTRIAL DOWEL DRILLS
BITS FOR HAND POWER TOOLS
HOLE SAW BLADES
POWER TOOLS & ACCESSORIES
DISPLAY CABINETS & SPARE PARTS

Display Cabinet for Router Bits and Forstner Bits

A beautiful, well-organized display of router bits in your shop is the best way to encourage customers to buy. CMT has produced this beautiful cabinet to best show off our wide selection of high quality bright orange bits, Forstner bits, boring bits. Made with a sturdy MDF frame and three glass panels, it is the ideal counter-top display. The wooden slat back wall allows for easy bit organization and comes standard with front door lock. Secured glass with key lock. Dimensions are in cm.

03.00.0002



03.00.0002



Suitable for boring and Forstner Bits (at your choice)



Deluxe packaging



Forstner clamshell

WOOD Magazine
CMT Overall Rating 10!
 Top Performing Router Bits

DISPLAYS THAT SELL!



03.53.0011-X16

DESCRIPTION	ORDER NO.
Display cabinet with: 76 HW Router bits (S=Ø6mm), 8 Spare parts (2 pcs. each)	700.084.00
Display cabinet with: 76 HW Router bits (S=Ø8mm), 8 Spare parts (2 pcs. each)	900.084.00
Display cabinet for router bits / Forstner bits (empty) includes 42 short hooks	03.00.0002
Additional short hooks 150mm. (16-pc pack)	03.53.0011-X16

Display Cabinet for Hole Saws

new

CMT ORANGE TOOLS™

A sturdy steel-made hole saws display cabinet with backlight to place anywhere you want in your store. You can hang up different types of hole saws. Please contact your CMT salesman to get advice on the most suitable hole saws composition to display. Hole saws not included. Dimensions are in cm.

NO LIMITS with the **FASTX4®** hole saws you can bore any material of any hardness!

SERIES 550 TUNGSTEN CARBIDE-TIPPED SERIES 553 TUNGSTEN CARBIDE-TIPPED LONG



10X
LONGER LIFE

5X
FASTER




SERIES 551 BI-METAL PLUS 8% COBALT



2X
LONGER LIFE



SERIES 552 DIAMOND DRY



10X
LONGER LIFE



03.00.0038




Image may not depict actual product included. Refer to table.

Dimensions: 120 x 45 x 223cm.



03.53.0012-X24



03.53.0013-X24

DISPLAYS THAT SELL!

DESCRIPTION	ORDER NO.
Display cabinet with backlight (220V) for hole saws (empty) hooks not included, order separately	03.00.0038
Short hooks 50mm. (24-pc pack)	03.53.0012-X24
Long hooks 200mm. (24-pc pack)	03.53.0013-X24
Lighted header sign CMT ORANGE 220V (spare parts)	03.54.0084
220V lamp for neon sign for display cabinet (spare parts)	03.54.0087

SAW BLADES
JIG
SAW BLADES
SAW BLADES
TOOLS FOR MULTI-CUTTERS
TOOLS WITH BORE & KNIVES
ROUTER BITS & SETS
CNC ROUTER CUTTER & CHUCKS
INDUSTRIAL DOWEL DRILLS
BITS FOR HAND POWER TOOLS
HOLE SAW BLADES
POWER TOOLS & ACCESSORIES
DISPLAY CABINETS & SPARE PARTS

SAW BLADES
JIG SAW BLADES
SABRE SAW BLADES
TOOLS FOR MULTI-CUTTERS
TOOLS WITH BORE & KNIVES
ROUTER BITS & SETS
CNC ROUTER CUTTER & CHUCKS
INDUSTRIAL DOWEL DRILLS
BITS FOR HAND POWER TOOLS
HOLE SAW BLADES
POWER TOOLS & ACCESSORIES
DISPLAY CABINETS & SPARE PARTS

Display Cabinet for Drill and Boring Bits



03.00.0042

Start your stock of CMT drill and boring bits now by ordering a convenient display to help you get organized and keep your tools within your hand's reach.
Contact our office for terms and for choosing the drill bits you need from our very broad range.

- Fit Top Selling 120 SKUs.
- Fit up to 20 Deep
- Secured Glass with Key Lock

TREME BORING BITS

Setting a new standard for performance and value



Image may not depict actual product included. Refer to table.

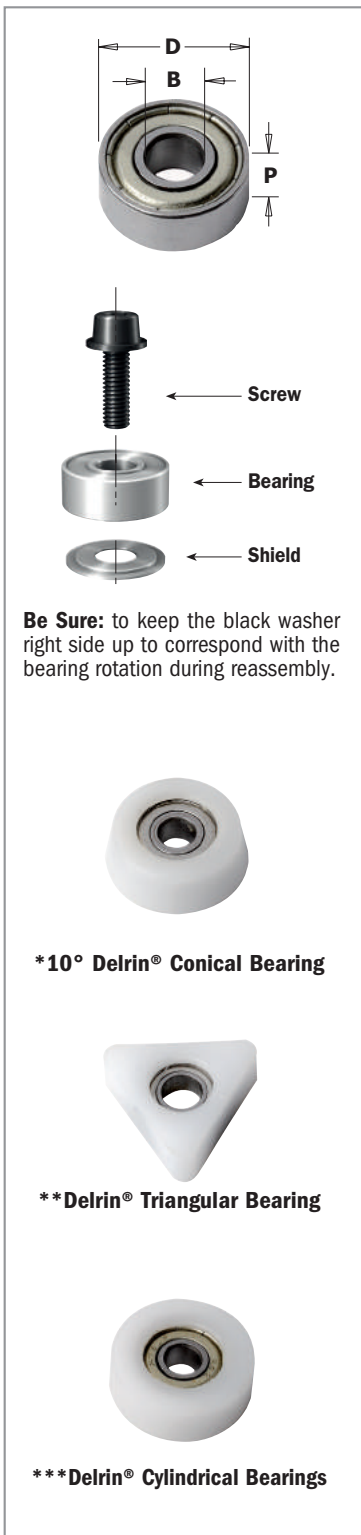


Dimensions:
120 x 31 x 223cm.

**DISPLAYS
THAT SELL!**

03.53.0017 Toolholder steel shelf for drill & boring bits.
Fit up to 40 shelves into tower.
Dimensions: 270 x 209 x 1,5mm.

DESCRIPTION	ORDER NO.
Display cabinet for drill and boring bits (empty) Toolholder shelf not included, order separately	03.00.0042
Toolholder shelf (270x209x1,5mm.) for CMT display cabinet 03.00.0042 for drill and boring bits (order separately)	03.53.0017
220V lamp for neon sign for display cabinet (spare parts)	03.54.0087
Set 2 led 220V for display cabinet (spare parts)	03.54.0089
Set of 2 metal support (RH-LH) for light header sign (spare parts)	03.53.0109
Lighted header sign CMT ORANGE 220V (spare parts)	03.54.0084

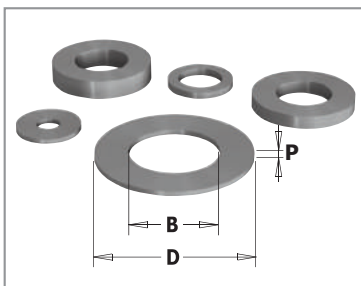


Be Sure: to keep the black washer right side up to correspond with the bearing rotation during reassembly.

***10° Delrin® Conical Bearing**

****Delrin® Triangular Bearing**

*****Delrin® Cylindrical Bearings**



Bearings


791

	D		B		P	ORDER NO.
	mm	inches	mm	inches	mm	
	6,35	1/4	3,17	1/8	2,8	791.035.00
	9,5	3/8	4,76	3/16	3,2	791.002.00
	12,7	1/2	4,76	3/16	5	791.003.00
	12,7	1/2	6,35	1/4	4,8	791.010.00
	13		5		4	791.022.00
	13		6		5	791.023.00
	15		6		5	791.024.00
	15,8	5/8	4,76	3/16	5	791.018.00
	15,8	5/8	6,35	1/4	5	791.009.00
	16		5		5	791.006.00
	16		8		5	791.025.00
	19	3/4	4,76	3/16	7,5	791.019.00
	19		6		6	791.007.00
	19	3/4	6,35	1/4	7	791.004.00
	19		8		6	791.034.00
	19	3/4	12,7	1/2	4	791.011.00
	22		8		6	791.012.00
	22		8		7	791.005.00
	22,2	7/8	4,76	3/16	7,5	791.017.00
	22,2	7/8	9,52	3/8	7	791.021.00
	22,2	7/8	12,7	1/2	7	791.013.00
	24		8		8	791.036.00
	28		12		8	791.026.00
	28,5	1-1/8	4,76	3/16	8,4	791.014.00
	28,5	1-1/8	8		8,5	791.030.00
	28,5	1-1/8	12,7	1/2	8	791.027.00
	31,7	1-1/4	8		5	791.033.00
	31,7	1-1/4	12,7	1/2	8	791.015.00
	34,9	1-3/8	4,76	3/16	11,5	791.016.00
	34,9	1-3/8	8		11,6	791.031.00
	34,9	1-3/8	12,7	1/2	11	791.029.00
	37		12		12	791.028.00
	38,1	1-1/2	12,7	1/2	13,3	791.020.00
	62		30		16	791.051.00
	62		35		14	791.052.00
	80		40		18	791.054.00
	80		50		16	791.053.00
10° Delrin® Conical Bearings						
	19	3/4	4,76	3/16	6,8	791.041.00*
<small>new</small>	22	7/8	4,76	3/16	6,8	791.048.00*
Delrin® Triangular Bearings						
	12,7	1/2	4,76	3/16	5,8	791.042.00**
	19	3/4	4,76	3/16	7	791.043.00**
Delrin® Cylindrical Bearings						
	12,7	1/2	4,76	3/16	5	791.044.00***
	15,87	5/8	4,76	3/16	7,2	791.045.00***
	19,05	3/4	4,76	3/16	6,8	791.046.00***
	37,4		12,7	1/2	15,7	791.047.00***

Shields for Assembly

541

B	D	P	ORDER NO.	B	D	P	ORDER NO.
mm	mm	mm		mm	mm	mm	
3,25	9	1,6	541.550.00	8	14,7	5,8	541.519.00
3,25	15,8	2	541.552.00	12	20	2	541.512.00
5,2	15,8	2,5	541.551.00	12	20	3	541.511.00
6,4	9,52	2,2	541.514.00	12	21	0,1	541.513.00
8	14	0,1	541.515.00	12	21	0,3	541.520.00
8	14	0,3	541.516.00	12	21	1,59	541.521.00
8	14	0,5	541.517.00	12	21	3,18	541.522.00
8	14	1	541.518.00	12	21	6,16	541.523.00
8	14,7	3	541.500.00	12	21	1	541.524.00
8	14,7	4	541.501.00	12	21	0,5	541.525.00



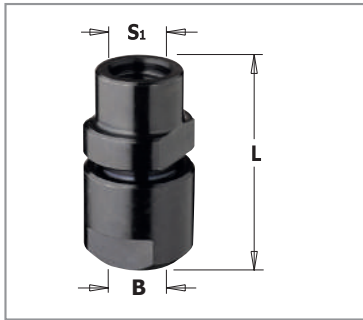
Arbors

797

S mm	S ₁ mm	ORDER NO.
8	M10x1,5	797.580.00
10	M12x1	797.100.00
12	M12x1	797.120.00
12,7	M12x1	797.127.00

TECHNICAL DETAILS:

- Super strength steel.
- Precisely machined for accuracy.



Collet Chucks

796

S ₁ mm	B mm	L mm	ORDER NO.
M10x1,5	6 - 6,35 - 8 - 9,5	38	796.100.00
M12x1	6 - 6,35 - 8 - 9,5	38	796.000.00
M12x1	10 - 12 - 12,7	47	796.121.00

TECHNICAL DETAILS:

- Super strength steel.
- Precisely machined for accuracy.

Collet not included.



Router Chuck Extensions with Collet


796.001/002

S mm	Collet included mm	For collets mm	L mm	ORDER NO.
12	8	6 - 6,35 - 8 - 9,5	81	796.002.01
12	12	10 - 12 - 12,7	88	796.002.00
12,7	6,35	6 - 6,35 - 8 - 9,5	81	796.001.01
12,7	12,7	10 - 12 - 12,7	88	796.001.00

TECHNICAL DETAILS:

- Super strength steel.
- Precisely machined for accuracy.

Collet included.



Collet Chucks

796

S mm	For collets mm	LB mm	ORDER NO.
M14x2	6 - 6,35 - 8 - 9,5	32	796.140.00
M14x2	10 - 12 - 12,7	38	796.141.00
M16x2	6 - 6,35 - 8 - 9,5	32	796.160.00
M16x2	10 - 12 - 12,7	38	796.161.00

TECHNICAL DETAILS:

- Super strength steel.
- Precisely machined for accuracy.


Collet not included.



Collets

796.500/600

B mm	ORDER NO.	B mm	ORDER NO.
6	796.560.00	10	796.600.00
6,35	796.564.00	12	796.620.00
8	796.580.00	12,7	796.627.00
9,5	796.595.00		




Arbors

798

S mm	S ₁ mm	ORDER NO.
M10x1,5	M10x1,5	798.101.00
M10x1,5	M12x1	798.102.00
M12x1	M10x1,5	798.121.00
M12x1	M12x1	798.122.00

TECHNICAL DETAILS:

- Super strength steel.
- Precisely machined for accuracy.



“ER20” Chucks

796

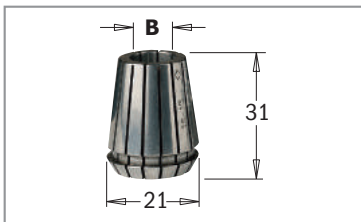
S mm	For collets “ER20” mm	LB mm	ORDER NO.
M12x1,75	3 ~ 12,7	43	796.122.00
M14x2	3 ~ 12,7	43	796.142.00
M16x2	3 ~ 12,7	43	796.162.00

Spare parts: 992.483.03 M25x1,5mm clamping nut
991.483.00 “ER20” key

TECHNICAL DETAILS:

Super strength steel. Precisely machined for accuracy.


Collet not included.



“ER20” Precision Collets for 796.122/142/162 Items

184


B mm	ORDER NO.	B mm	ORDER NO.
3	184.030.20	8	184.080.20
5	184.050.20	10	184.100.20
6	184.060.20	12	184.120.20
6,35	184.064.20	12,7	184.127.20



Collets for CMT1E, CMT2E, DeWalt®, Felisatti®, Fein®, Metabo® Hand-Held Routers **796.8**

B mm	ORDER NO.	B mm	ORDER NO.
6	796.860.00	10	796.900.00
6,35	796.864.00	12	796.920.00
8	796.880.00	12,7	796.927.00
9,5	796.895.00		


Spare parts: 992.100.01 M22 clamping nut



Collets for Freud®/Casals® Hand-Held Routers

796.780

B mm	L mm	ORDER NO.
8	14	796.780.00

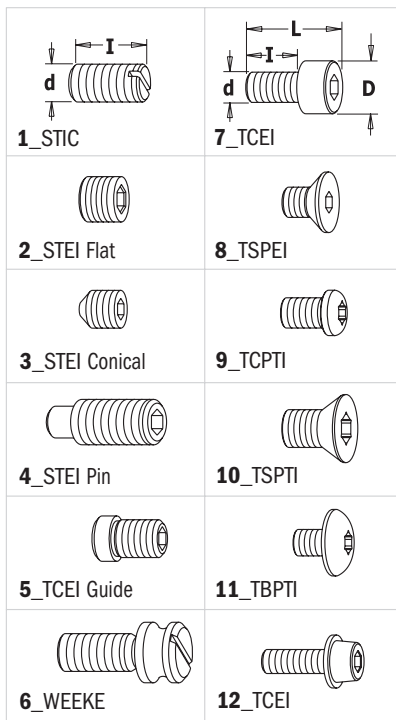


Bushings

799

B mm	D mm	L mm	ORDER NO.	B mm	D mm	L mm	ORDER NO.
6	8	25	799.060.00	8	10	25	799.280.00
6	9,5	25	799.160.00	8	12	25	799.380.00
6	12	25	799.260.00	8	12,7	25	799.480.00
6,35	8	25	799.064.00	9,5	12,7	25	799.001.00
6,35	9,5	25	799.164.00	10	12	25	799.100.00
6,35	12,7	25	799.264.00	13	16	45	799.130.00
8	9,5	25	799.180.00				

990



Screws

d x l x L mm	D mm	TIPO	ORDER NO.	d x l x L mm	D mm	TIPO	ORDER NO.
M5x8		1_STIC	990.008.00	M4x12x16	7	7_TCEI	990.061.00
M5x10		1_STIC	990.003.00	M6x25x31	10	7_TCEI	990.098.00
M2x2		2_STEI	990.060.00	M8x25x33	13	7_TCEI	990.099.00
M4x20		2_STEI	990.091.00	1/8"x1/2"x5/8"	5,5	7_TCEI	990.059.00
M5x4		2_STEI	990.015.00	M5x10x15	8,5	7_TCEI	990.010.00
M5x5		2_STEI	990.001.00	M4x3,7x6	8	8_TSPEI	990.004.00
M5x5 p/coppa		2_STEI	990.006.00	M5x9x12	10	8_TSPEI	990.055.00
M3x3		3_STEI	990.005.00	M5x5,2x8	9	8_TSPEI	990.067.00
M5x5		3_STEI	990.002.00	M6x8x10	9	8_TSPEI	990.083.00
M6x6		3_STEI	990.007.00	1/4"x11/16"x7/8"	12	9_TSPEI	990.097.00
M4x3		3_STEI	990.013.00	1/8"x3/8"x1/2"	7	12_TCEI	990.058.00
M4x4		3_STEI	990.014.00	Torx screw			
M6x5		3_STEI	990.009.00	M5x12x18	6,8	8_TSPEI	990.063.00
M6x8		4_STEI	990.087.00	M3x4x5,7	4,6	9_TCPTI	990.082.00
M6x10		4_STEI	990.106.00	M3,5x6x8,5	6	9_TBPTI	990.077.00
M6x16		4_STEI	990.066.00	M2,5x3x4,5	3,5	10_TSPTI	990.070.00
M6x20		4_STEI	990.084.00	M2,5x4,5x6	3,7	10_TSPTI	990.071.00
M6x25		4_STEI	990.085.00	M4x2x3	7,6	10_TSPTI	990.079.00
M8x12		4_STEI	990.065.00	M5x4,75x6,5	9	10_TSPTI	990.080.00
M8x16		4_STEI	990.064.00	M5x5x8	9	10_TSPTI	990.093.00
M8x20		4_STEI	990.086.00	M3,5x3,5x6	6	11_TBPTI	990.072.00
M5x5x9	6	5_STEI	990.068.00	M3,5x5x7,2	8,8	11_TBPTI	990.073.00
M5x11,5x17		6_WEEKE	990.088.00	M4x3,5x5,7	8,8	11_TBPTI	990.074.00
M2,5x6x8,5	4,5	7_TCEI	990.062.00	M4x4x6,2	5,8	11_TBPTI	990.076.00
M3x6x9	5,5	7_TCEI	990.051.00	M4x4x6,2	9	11_TBPTI	990.056.00
M3x10x13	5,5	7_TCEI	990.053.00	M4x4,5x8	7,5	11_TCPTI	990.094.00
M3x16x19	5,5	7_TCEI	990.054.00	M4x6x8	6	11_TBPTI	990.078.00
M4x6x10	7	7_TCEI	990.052.00	M4x6x8,2	8,8	11_TBPTI	990.075.00

Keys for Screws

991



DESCRIPTION	ORDER NO.	DESCRIPTION	ORDER NO.
Hex Keys		6mm	991.066.00
0,9mm	991.055.00	Torx Key	
1,5mm (for M3 screws)	991.056.00	T8	991.063.00
2mm	991.060.00	T9	991.069.00
3/32" (for 1/8W screws)	991.057.00	T15	991.061.00
2,5mm (for M4 screws)	991.062.00	T20	991.072.00
3mm	991.067.00	T25	991.073.00
4mm	991.064.00	T30	991.071.00
5mm	991.065.00		

Shields for Bearings

990



DESCRIPTION	ORDER NO.	DESCRIPTION	ORDER NO.
Ø9,5mm	990.422.00	Ø12,7mm	990.423.00

Nuts for Arbors


990.0




DESCRIPTION	ORDER NO.	DESCRIPTION	ORDER NO.
M4	990.092.00	M8	990.020.00
M6	990.095.00	M12x1,25mm	990.022.00

Stop Collars

541



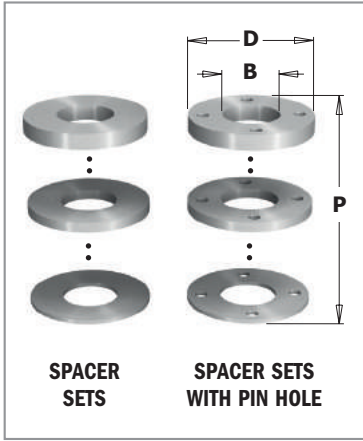
B mm	ORDER NO.	B mm	ORDER NO.
3,175	541.008.00	9,5	541.006.00
6	541.003.00	12	541.005.00
6,35	541.001.00	12,7	541.002.00
8	541.004.00		



Threaded Rings for 694.001 Cutter Heads

695.996

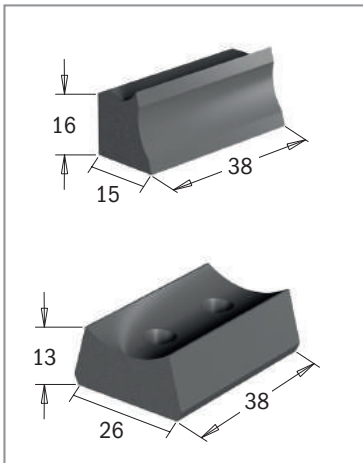
DESCRIPTION	ORDER NO.
M4 (Ø10x1,6mm)	695.996.01
M4 (Ø12x1,7mm)	695.996.02



Spacers Set

695.998

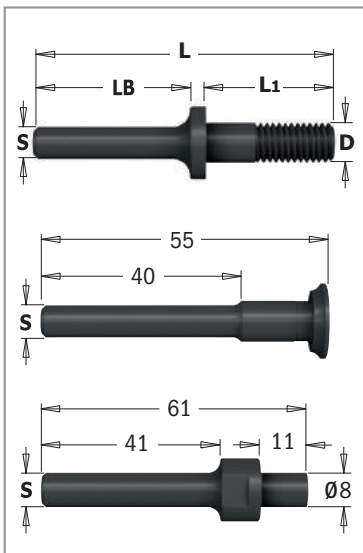
DESCRIPTION	FOR CUTTER HEAD	ORDER NO.	DESCRIPTION	FOR CUTTER HEAD	ORDER NO.
D x B x P mm			D x B x P mm		
Spacer Sets			Spacer sets with Pin Hole		
50 30 9	694.015	695.998.01	65 30 8	694.001 & 694.015	695.998.21
50 31,75 9	694.015	695.998.02	65 31,75 8	694.001 & 694.015	695.998.22
55 35 9	694.015	695.998.03	65 35 8	694.001 & 694.015	695.998.23
60 40 9	694.015	695.998.04	70 40 8	694.001 & 694.015	695.998.24N
70 50 9	694.015	695.998.05	70 50 8	694.001 & 694.015	695.998.25N
50 30 33	694.005	695.998.11			
50 31,75 33	694.005	695.998.12			
55 35 33	694.005	695.998.13			
60 40 33	694.005	695.998.14			
70 50 22	694.005	695.998.15			



Wedges for Cutter Heads

651-692-693-695

DESCRIPTION	ORDER NO.	DESCRIPTION	ORDER NO.
Wedge for Cutter Heads		31x11x9,5mm	695.999.31
38x15x16mm	692.999.01	38x11x9,5mm	695.999.38
38x22,5x13mm	692.999.02	39x11x9,5mm	695.999.39
38x26x13mm	693.999.01	41x11x9,5mm	695.999.41
38x28x12,5mm	693.999.02	42x11x9,5mm	695.999.42
38x15x16mm (per/para 695.018)	695.018.01	46x11x9,5mm	695.999.46
7x11x9,5mm	695.999.07	49x11x9,5mm	695.999.49
16x11x9,5mm	695.999.16	53x11x9,5mm	695.999.53
17x11x9,5mm	695.999.17	Wedges for Router Bits with Knives	
22x11x9,5mm	695.999.22	D=8x20mm	651.999.01
23x11x9,5mm	695.999.23	D=10-12-12,7x30mm	651.999.02
23x11x9,5mm	695.999.24	D=12-12,7x50mm	651.999.03



Slot Cutter Arbors

7/8/924

D mm	L1 mm	LB mm	L mm	ORDER NO. S=Ø6mm	ORDER NO. S=Ø6,35mm	ORDER NO. S=Ø8mm	ORDER NO. S=Ø12mm	ORDER NO. S=Ø12,7mm
Arbors for 822 Slot Cutters								
M8	26	32	61	724.060.00	824.064.00	924.080.00		
M8	40	38	86			924.083.00		
M8	26	38	67,5				924.120.00	824.127.00
M8	40	38	81				924.128.00	824.128.00
M12	54	38	97				924.129.00	824.129.00
M8	47	38	97				924.130.00	824.130.00
M8	29,75	32	71				924.131.00	824.131.00
M8	35,5	28,5	71				924.132.00	824.132.00
M8	23	41	71				924.133.00	824.133.00
M12	39,5	38	85				924.134.00	824.134.00
M12	54,5	38	100					824.135.00
Arbors for 823 Slot Cutters with Counterbore								
		40	55	724.061.00	824.061.00	924.081.00		824.121.00
8	11	41	61	724.062.00	824.062.00	924.082.00		824.122.00

Alphabetical index

DESCRIPTION	PAGE
"ER20" Precision Collets for 796.122/142/162 Items	110
1 Piece Rail & Stile Cutter Heads	92
1010W Router	312
12 Corner Radius Router Template Set from 3mm to 25mm	337
12-Piece Router Bit Set with Wooden Case	204
13 Piece Multiprofile Cutter Head Sets without Limiters	94
13-Piece Dovetail & Straight Bit Sets	203
13-Piece Router Bit Set with Wooden Case	204
15° Dovetail Cutter with Insert Knives for Roof-Frames	162
2 Flute Dowel Drills	264-265
2 Flute Dowel Drills for Through Holes	270-271
2 Piece Adjustable Grooving Sets	77
2 Piece Adjustable Rounding & Chamfering Sets	79
2-Piece Entry Door Router Bit Set	206
2400W Router	313
3 piece Adjustable Grooving Sets	76
3-in-1 Flush Trim Bits for MDF/Laminate	140
300W Oscillating Multi-Tools	315
3D Router Carver System	332-334
4 Flute Dowel Drills	266-268
4 Flute Dowel Drills for Through Holes	271
4-Wing Cut Out Slot Cutters for Solid Surfaces	198
45° Chamfer Cutter Heads	80
45° Countersink with Parallel Shank	296
45° Lock Miter Cutter Heads	87
5-Piece Boring Bit Set for Hinges	282-283
5-Piece Spiral Bit Sets	208
5-Piece Straight Bit Set & Profile Bit Set	207
5%co HS Spiral Bits for Aluminium Positive Single Flute	129
5%co HS Spiral Bits for Aluminium Positive Single Flute for High Cutting Depth	129
550W Professional Trimmer	314
6-Piece Mortising Bit Sets	248
6-Piece Mortising Bit Sets	249
6-Piece Profile Bit Set with Wooden Case	205
60° Lettering Bit	163
7 Piece Multiprofile Cutter Head Sets with Limiters	95
8-Piece Dovetail & Straight Bit Sets	203
9° Dovetail Cutters	162
90° Countersink with Parallel Shank	296-297

A	
Adaptors	254-256, 280-281
Adaptors for Twist Drills	262
Additional Templates, Bits & Accessories	321
Adjustable Chamfer Cutter Heads with Positive Stop	81
Adjustable Chamfering CNC Cutter	242
Adjustable Countersink	294
Adjustable Double Roundover Router Bits	180
Adjustable Roundover & Bevel Router Bits	180
Adjustable Scoring Blades Industrial Line	23
Adjustable Shaker Router Bit Sets	213
Adjustable Tongue & Groove Bit Set for Mission Style Cabinet Doors	213

B	
Back-to-Back Connectors for Straight Edge Clamps (optional)	318
Ball Milling	170
Bead & Bull Nose Bits	182
Beading Bits	173
Bench Block Set	330
Bi-Metal Plus Hole Saws	306-307
Biscuit Joiner Saw Blades	36
Blank Knives & Limiters (to be sharpened)	110
Blum Hinges Boring Head	330
Boring Bit & Plug Cutter Sets	287
Boring Bits with Parallel Shank	282-285
Bowl & Tray Bits	163
Bowl & Tray System	338
Brad Point Bit Sets	292
Brad Point Bits	290, 292-293
Bushings for Twist Drills	262

DESCRIPTION	PAGE
C	
C-Spanner	223
C-Spanner for "DIN6388" & "ER40"	220
C-Spanner for "ER32" Precision Collets	219
C-spanner for "ER40" Precision Collets	217
Calibration & Sanding Disks	37
Cap Nuts for CNC Machines	222
Cavetto Edge Mould Bits	172
Chamfer Bits	167-168
Chamfer Bits with Insert Knives	167
Chamfer Set	168
Chucks & "ER20" Collets for Spindle Moulder Machine	110
Chucks for "ER32" Precision Collets	219
Clamping Nuts	220, 223
Clamping Nuts for Chucks with "ER32" Collets	219
Clamping Nuts for Chucks with "ER40" Precision Collets	217
Classical Bead Bits	176
Classical Ogee Bits	178
CMT Inlay Kit	325
CMT Moulding System	183
CMT-Enlock Joining System	324
CMT's Complete Kitchen Set	209
Collet Chucks Clamp with MK2 Tapered Shank	223
Collets for 123 Chucks	223
Combination Trimmer Bits	136-137
Complete Set for Decorating on MDF	243
Complete Set for MDF Doors	244
Complete Set for MDF Doors Insert Knives for Optional Profiles	245
Conical Scoring Blades Industrial Line	22
Contractor Saw Blade Combo	32
Contractor Saw Blade Masterpack	32
Corner Beading Bit with 45° Chamfer	181
Corner Beading Bits	182
Countersinks for 2 Flutes Dowel Drills	272
Countersinks for 4 Flutes Dowel Drills	272
Countersinks with Threaded Shank	294
Cove Bit Set	171
Cove Bits	171
Crosscut Saw Blades for Portable Machines	33
Cutter Arbor with HSK Tapered Shank	222
Cutter Arbor with ISO30 Tapered Shank	222
Cutter Heads for Rabbing and 40mm Profile Knives	75
Cutter Heads with Limiters	93
Cutter Heads without Limiters	93

D	
Dado & Planer Bits	133
Dado Saw Blades	35
Decorative Beading Bits	176
Decorative Ogee Bits	175-177
Diamond Dry Hole Saws	308-309
Diamond Router Cutters with 20° Shear Angle	236
Diamond Router Cutters with 40° Shear Angle	237
Diamond Router Cutters with 45° Shear Angle	235
Diamond Whetstones	336
Digital Angle Finder	341
Digital Angle Gauge	341
Digital Height Gauge	340
Digital Moisture Meter	340
Display Cabinet for Drill and Boring Bits	348
Display Cabinet for Hole Saws	347
Display Cabinet for Multi-Cutters	344
Display Cabinet for Router Bits	345
Display Cabinet for Router Bits and Forstner Bits	346
Display Cabinets for Sabre & Jig Saw Blades	343
Display Cabinets for Saw Blades	342
Divided Light Door Sets	212
Double-Bearing Spiral Flush Trim Bits	140
Double-Edge Trimmer	331
Dovetail Bits	160-161
Dowel Drills	260
Dowel Drills for Mafell® & Hand-Held Routers	291
Dowel Drills for Through Holes	261

Alphabetical index

DESCRIPTION	PAGE
Dowel Drills for Through Holes with Countersink	269
Dowel Drills with Countersink	269
Dowel Drills with Threaded Shank	275
Dowel Drills with Threaded Shank with Countersink	276-277
DP Conical Scoring Blades XTreme Line	20
DP Flush Trim Bits for Laminates	139
DP Hinge Boring Bits	273
DP Laminated & Chipboard Saw Blades XTreme Line	20
DP Router Cutters with Shear Angle	234-236
DP Router Cutters with Shear Angle for Nesting (Densimet® Tungsten Heavy Metal Alloys)	236
DP Saw Blades for Ultra-Hard Materials	31
DP Spiral Router Cutters with Shear Angle	237
Drawer Lock Bits	155
Drill Bit with Countersink for Screw Joints	297
Drill Bits for ANUBA® Hinges	293
Drill Bits with 45° Countersink Set	295
Drill Bits with 90° Countersink Set	295
Dry Cutter Saw Blades for Metal Industrial Line	26
E	
Edge Banding Bits Set	159
Edge Banding End Trimmer	331
Edge Banding Iron	331
Edge-Fluting Bits	183
Ellipse & Circle Cutting Jig	322
Entry & Interior Door Router Bit Set	205
F	
FILE-FREE Flush Trim Bits for Laminate	141
Fine Cut-Off Saw Blades for Portable Machines	34
Fine Cut-Off Saw Blades for Two-Sided Melamine Industrial Line	15~17
Finger Joint Bit	158
Finger Pull Bit	187
Finishing Saw Blades Industrial Line	13
Flexible Templates for Curved & Arched Routing	337
Flooring Router Bits	148
Flush Trim Bit Set	138
Flush Trim Bits	138
Flush Trim Bits with Insert Knives	141
Flush Trim Router Bits with Double Bearing	142
Flute & Bead Set	152
Folding Ruler	330
Formula 2050: Blade & Bit Cleaner	335
Forstner Bit Sets	288
Forstner Bits	288
G	
Garden Trimmer Saw Blades	30
Glass Panel Sets	212
Grand Rabbeting Bits with Insert Knives	146
Grinding Wheels for XTreme Sharpening	258
Grooving Saw Blades Industrial Line	36
Guide to Choosing the Most Suitable Jig Saw Blade	48
H	
Hinge Boring Bits	273-274
Hinge Boring Bits with Chipbreaker for Boring Machines	274
Hinge Recesser Bits	133
Hole Saw Application Chart	301
HS Corrugated Back Moulder Knives	111
HSK Chuck for "DIN6388" - EOC25 Precision Collet	220
HSK Chuck for "ER32" Precision Collets	218
HSK Chucks for "ER40" Precision Collets	217
HWM Reversible Knives	114-115
HWM Reversible Knives for Portable Planers	116
I	
Industrial Chrome-Coated Adjustable Blades	23
Industrial Chrome-Coated Scoring Blades	22
Industrio Routing System	317
Interchangeable Boring Bits with Threaded Shank	281
ISO30 Chucks for "ER32" Precision Collets	218
ISO30 Chucks for "ER40" Precision Collets	217

DESCRIPTION	PAGE
ISO30 Retaining Studs	222
ITK Plus Crosscut Saw Blades	29
ITK Plus Fine Cut-Off Saw Blades	29
ITK Plus Rip & Crosscut Saw Blades	28
ITK Plus Ripping Saw Blades	28
J	
Jig Saw Blades	49-52
Junior Ogee Rail & Stile Set	191
K	
Keyhole Bits	147
Kinetic Dust Extractor	216
Kitchen Sets	210
Kitchen Worktop Jig	323
L	
Laminate/Veneered-Panel Cutter	331
Laminated & Chipboard Saw Blades Industrial Line	19
Laminated & Chipboard Saw Blades XTreme Line	19
Laser Point Bit	165
Lock Miter Bits	153
Lock Miter Set	152
Low Noise & Chrome Coated Saw Blades with ATB Grind	14
Low Noise & Chrome Coated Saw Blades with TCG Grind	18
Lubricant for Wood, Neutralizes Resin	335
M	
Melamine & Laminated Long-Lasting Saw Blades XTreme Line	18
Mini-Spot Circular Saw Blade for Lamello®	37
Mortise Chisel & Bit Sets	285
Mortising Bits	132
Moulding Bits	185-186
Multi-Purpose Hole Saws	302-303
Multi-Purpose Long Hole Saws	304
Multi-Purpose with Countersink Hole Saws	305
Multi-Rip Anti-Kickback Saw Blades Industrial Line	9
Multi-Rip Saw Blades with Rakers Industrial Line	9
Multiprofile Bits	184
Multiradius Roundover Cutter Heads	82-83
N	
New Professional Router Table	316
Non-Ferrous Metal & Laminated Panel Saw Blades Industrial Line	25
Non-Ferrous Metal & Plastic Material Saw Blades Industrial Line	24
O	
Ogee Bits	179
Ogee with Fillet Bits	179
Organizer	334
Ovolo Bits	172
Ovolo Sash Bits	157
P	
Pair of Bore Reducers	110
Panel Pilot Bits with Guide	143
Panel Sizing Saw Blades Industrial Line	21
Pattern Bits	134
Pattern Router Bits with Insert Knives	135
Pattern Router Bits with Insert Knives for Laminates	135
Pattern/Flush Trim Bits with Insert Knives	142
Planer & Jointer Knives	112-113
Planing & Jointing Spiral Cutter Heads	78
Plug Cutters	286
Plunge Ogee Bits	177
Plywood Groove Set	126
Pocket-Pro™ Joinery System	339
Precision Collets "DIN6388"	220
Precision Collets "DIN6499"	221
Professional Adjustable Chamfer Cutter Heads with Gear Box	81
Professional Finger Joint Bit	158
Professional Finger Joint Cutter Heads	85

Alphabetical index

DESCRIPTION	PAGE
Professional Raised Panel Cutter Heads	89
Professional Straight Edge Clamps	318
Profile & Counter Profile Cutter Head Sets	90-91
Profile Knives & Limiters	96~109
PVC & Plexiglass Saw Blades Industrial Line	27
R	
Rabbeting Bits	145
Rabbeting Bits with Insert Knives	146
Rabbeting Cutter Heads	74
Rabbeting Sets	145
Rail & Stile Set	191-192
Raised Panel Bit with Back Cutter	189
Raised Panel Bits	190
Raised Panel Cutter Heads	88
Reciprocating Slot Mortising Bits	250~252
Reduction Rings for Saw Blades	37
Reverse Glue Joint Bits	154
Reverse Glue Joint Cutter Heads	86
Rip & Crosscut Saw Blades Industrial Line	12
Rip Saw Blades for Portable Machines	31
Rip Saw Blades Industrial Line	11
Roman Ogee Bits	178
Rosette Cutters	289
Round Nose Bits	169
Round Nose Set	170
Round Nose Solid Carbide Upcut Spiral Bits	234
Roundover & Cove Cutter Heads	84
Roundover Bits	174
Roundover Bits with Insert Knives	173
Roundover Set	174
Router Bit Set with Insert Knives	208
Router Bit Sets	202
Router Bits for Domino® Joining Machines by Festool®	291
Router Cutters	238~240
S	
Sabre Saw Blades	56~62
Sabre Saw Blades Application Chart	54-55
Saw Blade Arbor with Parallel Shank	223
Saw Blade Index	40~46
Saw Blades for Building Contractors	11
Saw Blades for Portable Machines	38-39
Saw Blades Stabilizers	37
Screw Slot Bits	148
Set of 2 Magnetic Knife Setting Jigs	111
Slot & Mortise Boring Bits	246-247
Slot Cutter Sets	207
Slot Cutters	150-151
Slot Mortising Bits	252
Slot Mortising Bits with Chip-Breaker	248
Small Arch Door Sets	211
Solid Carbide Dowel Drills	258-259
Solid Carbide Dowel Drills for Through Holes	259
Solid Carbide Downcut Spiral Bits	231
Solid Carbide Downcut Spiral Bits with Chip-Breaker	227
Solid Carbide Router Cutters	238-239
Solid Carbide Spiral Bits	122-123
Solid Carbide Spiral Bits Downcut	228
Solid Carbide Twist Drills "V" Point Sharpening	263
Solid Carbide Twist Drills Negatively Ground Spurs Sharpening	263
Solid Carbide Up & Downcut Spiral Bits	224
Solid Carbide Upcut Spiral Bits	225, 228, 230
Solid Carbide Upcut Spiral Bits for Locksets	232
Solid Carbide Upcut Spiral Bits with Chip-Breaker	226
Solid Carbide Upcut Spiral Bits without Chip-Breaker for 60° V-Point Locksets	232
Solid Carbide Upcut with Spiral Bits Chip-Breaker for 60° V-Point Locksets	232
Solid Surface - Inlay Bits	200
Solid Surface Bevel Bit	197
Solid Surface Bevel Bowl Bits	197
Solid Surface Cut & Plug Repair Set	198
Solid Surface Decorative Edge Profile Bits	195
Solid Surface Drainboard Bits	200

DESCRIPTION	PAGE
Solid Surface No-Drip Bit	199
Solid Surface Rounding Over Bits	195
Solid Surface Rounding Over Bowl Bit (ogee profile)	196
Solid Surface Rounding Over Bowl Bits	196
Solid Surface Saw Blades Industrial Line	27
Solid Surface Sink & Trim Bits with Delrin® Bearing	201
Solid Surface Sink & Trim Bits with Insert Knives & Delrin® Bearing	201
Solid Surface Wavy Joint Bit	199
Spare Parts & Accessories	349-353
Special Dowel Drills	278
Spiral Bits with Insert Knives & Chip-Breaker for Locksets	233
Spoilboard Surfacing Router Cutters with Insert Knives	241
Step-By-Step Window Sash Construction	156
Stepped Rebate Router Bit	166
Stile & Panel Router Bits	194
Stop Collars with Delrin® Sleeve	295
Straight Bits	126
Straight Bits with Centre Tip	124
Straight Bits, Long Series	125
Straight Bits, Short Series	127
Straight Cutters with Threaded Shank	128
Straight Router Bits with Insert Knives	130-131
Straight Router Bits with Insert Knives for Laminates	130
Straight Router Cutters with Insert Knives	241
Super Fine Finishing Blade XTreme Line	16
Super Finishing Saw Blades for Cutting Frames XTreme Line	13
Super-Duty Flush Trim Bits	139
Superjaws Portable Clamping System	319
T	
T-Slot Bits	147
Table Edge & Hand Rail Bits	188
Template Guide Kit	339
Tenon Cutting Router Bits	206
The ABC's of Panel Door Construction	193
The Cabinetmaking Sets	211
The CMT Grand Rabbet Set	144
The Hole Saw Revolution	298-300
The Raised Panel Sets with Backcutter	210
Thick-Kerf Multi-Rip Saw Blades with Rakers Industrial Line	10
Thin-Kerf Multi-Rip Saw Blades with Rakers Industrial Line	10
Three Wing Slot Cutter Set	149
Tongue & Groove Set	149
Tools for Multi-Cutters	64~72
Twisted Slot Mortising Bits with Chip-Breaker	249
U	
Ultra Thin-Kerf Saw Blades for Cordless Saws	30
Universal Assembly Supports for Chucks	216
Universal Boring Jig	327
Universal Boring Template	326
Universal Dovetail Jig	320
Universal Hinges Boring System	328-329
Upcut Spiral Bits with Chipbreaker for Glue-Laminated Wooden Beams	233
V	
V-Groove - Folding - Signmaking CNC Router Cutters with Insert Knives	242
V-Grooving & Signmaking Router Bits with indexable knives (90°)	166
V-Grooving Bits (90°)	164
V-Grooving Bits for Alucobond®	165
V-Tongue & Groove Set	159
Vertical Raised Panel Bits	188
W	
Wainscot/Paneling Bits	181
Weatherseal Bits	136
Window Sash Set	156
Window Sill & Finger Bits	187

Numerical index



ORDER NO.	PAGE	ORDER NO.	PAGE	ORDER NO.	PAGE	ORDER NO.	PAGE	ORDER NO.	PAGE
01.02	257	183.320	220	293	11	360.401	256	550	302-303
03.00.0002	346	183.360	222	294	12-13	361	264	550-DB1	303
03.00.0030	342	183.400	219	295	18	362	265	550-EX1	305
03.00.0038	342-344, 347	183.410	223	296	25	363	263	550-EX2	305
03.00.0042	345, 348	184	110, 221, 351	297	25	364	262	550-HS1	303
03.51	334	185	220	298	24	365	262	550-HS2	303
03.53.0010-X104	345	188	129	299	37	367	271	550-HS2XL	305
03.53.0011-X16	345	189	129	299.10	37	368	271	550-HW1	303
03.53.0011-X16	346	190	122, 224	299.11	37	369	273-274	550-HW2	303
03.53.0012-X24	342-344, 347	190B	140	301	254	369C	274	550-HW2XL	305
03.53.0013-X24	344, 347	191	123, 208, 230	302	254	370	274	550-SDS1	305
03.53.0017	345, 348	191.143	232	303	254	372	268	550-SDS2	305
102	248	191.163	232	304	254	373	268	550CS	305
103	251	191.635	136	305	255	374	271	551	306-307
104	250	191B	140	306	266	375	271	551-HS1	307
105	250	192	123, 208, 231	306.301	256	376	269	551-HS2	307
106	252	192B	140	307	266	377	269	551-HS2XL	305
107	252	193	228	308	267	378	269	552	308-309
112	239	194	229	309	267	380	291	552-DD1	309
113	239	195	226, 232-233	310	264	381	271	552-DD2	309
123	223	195.143	232	310.21/22	257	382	259	552-WAX	309
124	223	195.163	232	310.41/42	260	392	285	553	304
140	235	196	227	311	265	500.001	287	600.005.01	208
141	234	197	225	311.21/22	257	500.002	287	615.004.01	244-245
142	236	198	122, 225	311.41/42	260	500.003	287	616.000.01	243
143	236-237	199	169, 234	312	291	501	281	651	130, 353
145	237	222	27	313	270	503	281	652	130
160	249	223	27	313.41/42	260	506	280	652B	135
161	249	226	26, 30	314	270	509	280	653	131, 241
163	246	230	35	314.21/22	258	511	280	654	131
164	247	236	31	314.41/42	260	512	282-283	655	131
166	247	237	20	315	272	513	284	656	135
167	247	238	20	317	273	514	284	657.1	141
170	128	240	36	317C	274	515	293, - 296-297	657.9	141
171	128	240.004.04	37	325	277	515A	295	657B	142
172	248	241	36	327	277	516	293	658	167
173	128	250	30	329	277	517	292	659	167
174	124, 238	251	30	330	277	521	296-297	660	146
175	240	271	28, 30	332	276	521.001	294	660.9	146
176	240	272	29-30	334	276	521A	295	661	173
177	124, 240	273	29	336	276	522	162	662	233
179	251	274	16	337	276	523	162	663	241
180	128	277	10	338	277	529	286	663.101	242
181	128	278	9	339	277	530	286	663.201	242
182	128	279	9	340	277	531	289	663.301	246
183	216	280	10	341	276	532	280	664	162
183.000	219	281	18-19, 21, 34	342	276	533	280	665	166
183.100	219	282	21	343	276	534	281	690	96-110
183.200	218	283	15	344	275	535	290	691	96-110
183.201	217	284	24	346	275	537	288	692	93-94, 353
183.210	218	285	11-14, 33-34	350	294	537.000.04	288	693	93, 95, 353
183.211	217	285.5	13	351	294	537.000.05	288	694.001	76
183.220	218	286	11	352	275	537.000.07	288	694.002	80
183.221	217	287	16-17	353	275	537.000.12	288	694.003	82
183.250	218	288	22	358	255	537.000.16	288	694.004	83
183.251	218	289	23	359	255	540	290	694.005	79
183.260	222	290	11, 31	360.001	255	541	290, 295, 349, 352	694.007	84
183.300	218	291	12, 33	360.101	256	542	290	694.008	85
183.310	217	292	34	360.201	256	543	285	694.009	86

SAW BLADES
JIG
SAW BLADES
SABRE
SAW BLADES
TOOLS FOR
MULTI-CUTTERS
TOOLS WITH BORE
& KNIVES
ROUTER BITS
& SETS
CNC ROUTER
CUTTER & CHUCKS
INDUSTRIAL
DOWEL DRILLS
BITS FOR HAND
POWER TOOLS
HOLE
SAW BLADES
POWER TOOLS
& ACCESSORIES
DISPLAY CABINETS
& SPARE PARTS

SAW BLADES
JIG SAW BLADES
SABRE SAW BLADES
TOOLS FOR MULTI-CUTTERS
TOOLS WITH BORE & KNIVES
ROUTER BITS & SETS
CNC ROUTER CUTTER & CHUCKS
INDUSTRIAL DOWEL DRILLS
BITS FOR HAND POWER TOOLS
HOLE SAW BLADES
POWER TOOLS & ACCESSORIES
DISPLAY CABINETS & SPARE PARTS



Numerical index

ORDER NO.	PAGE	ORDER NO.	PAGE	ORDER NO.	PAGE	ORDER NO.	PAGE	ORDER NO.	PAGE
694.011	87	743	137	800.522	210	844	178	867.6B	186
694.012	88	744	178	800.524	211	845	178	868	170
694.013	89	745	178	800.525	212	846	179	870	193
694.014	92	746	179	800.527	205	847	179	880.5	195
694.015	90-91	747	179	800.606	158	848	177	880.511	200
694.017	81	748	177	800.616	158	848B	177	880.512	200
694.018	81	748B	177	800.622	180	849	163	880.513	200
694.019	78	749	163	800.623	180	849B	163	880.521	195
694.020	75	750.001	147	800.624	213	850.001	147	880.531	199
694.021	77	751	163	800.625	213	850.6	147	880.541	196
694.022	77	751B	163	800.626	149	851	163	880.542	196
694.100	74	753	143	800.627	206	851B	163	880.551	197
695	353	754	182	800.628	206	852	133	880.561	201
695.996	353	755.002	155	801	132	852B	133	880.562	201
695.998	353	758	165	801B	132	853	143	880.571	201
699	110	759	179	806	138-139	854	182	880.571	201
700.001	202	760	179	806B	142	855	152, 187	880.572	201
700.003	202	761	182	807	140-141	855.002	155	881.501	199
700.005.03	207	762	183	809	137	855.3	157	881.511	200
701	132	763	172	811	126-127	855.501	154	881.512	200
701B	132	764	172	811B	134	855.502	155	881.521	197
702	133	765	175-177	812	125	855.503	153	881.531	199
703	167	765B	176	812.032	136	855.504	153	881.541	198
704	167	790	114-116	812B	134	855.506	159	890	189
705	167	791	349	813	148	855.508	155	890.5	190
706	138-139	792	112	813.001	136	855.510	159	890.6	188
707	137, 140	793	111	814	169-170	855.701	152	891.5	192
709	137	795	113	814B	169	855.801	156	891.512	191
710	137	796	110, 350-351	815	164	855.802	157	891.517	191
711	126-127	796.001	350	815B	164	855.803	212	891.521	192
711.031	136	796.002	350	816	143	855.804	187	899	325
711B	134	796.500	350	818	160-161	855.804B	187	900.001	202
712	125	796.600	350	818B	160-161	855.805	187	900.003	202
712.030	136	796.780	351	821	136	855.805B	187	900.005.01	207
712.040	136	796.8	351	822	150	855.806	206	900.005.03	207
712B	134	797	350	822.023B	148	855.901	185	900.024	211
713.001	136	798	351	822.024B	148	855.902	185	900.025	212
714	169	799	351	822.033B	198	856.501	185	900.506	149
714B	169	800.001	202	822A	150	856.601	188	900.509	209
715	164	800.005.01	207	822B	150	856.701	188	900.510	209
715B	164	800.500	203	823	151	856.702	188	900.511	209
716	143	800.501	203	823.001	207	856.8	184	900.512	210
718	160-161	800.503	204	823B	151	856.851	183	900.513	210
718B	160-161	800.504	205	824	151, 353	856.852	183	900.514	210
721	136	800.505	204	824.xxx.00	150	857	168	900.516	210
722A	150	800.506	149	824.xxx.10	150	858	165	900.517	210
724	151, 353	800.509	209	827	172	859	179	900.518	210
724.xxx.00	150	800.510	209	835	145	860	179	900.521	210
724.xxx.10	150	800.511	209	835.001	145	861	182	900.522	210
727	172	800.512	210	835.503	144	861.6	181	900.527	205
735	145	800.513	210	835.990	144	862	183	900.606	158
735.001	145	800.514	210	836	168	863	172	900.616	158
736	168	800.515	211	837	171	864	172	900.622	180
737	171	800.516	210	838	174, 195	865	175-177	900.623	180
738	174, 195	800.517	210	839	173	865B	176	900.624	213
739	173	800.518	210	840	178	866.501	197	900.625	213
740	178	800.519	203	841	178	866.601	196	900.626	149
741	178	800.520	211	842	137	866.602	196	900.627	206
742	137	800.521	210	843	137	867.5B	186	900.628	206

Numerical index



ORDER NO.	PAGE	ORDER NO.	PAGE	ORDER NO.	PAGE	ORDER NO.	PAGE	ORDER NO.	PAGE
901	132	955.501	154	990.0	352	JS1122HF	57	OMM06	66
901B	132	955.502	155	990.088	256	JS1122VF	58	OMM07	66
902	133	955.503	153	990.5	190	JS1125VF	61	OMM08	66
903	167	955.504	153	990.6	188	JS1210VF	59	OMM09	67
904	167	955.506	159	991	352	JS1222VF	58	OMM10	67
905	167	955.510	159	991.123	223	JS1225VF	62	OMM11	67
906	138-139	955.701	152	991.183	219	JS123XF	61	OMM12	67
906B	142	955.801	156	991.184	217	JS1243HM	62	OMM13	68
907	137, 140-141	955.803	212	991.283	220	JS1411DF	59	OMM14	68
909	137	955.804	187	991.5	192	JS1531L	56	OMM15	68
910	137	955.804B	187	991.512	191	JS1617K	56	OMM16	68
911	126-127	955.805	187	991.517	191	JS2243HM	62	OMM17	69
911B	134	955.805B	187	991.521	192	JS2345X	57	OMM18	69
912	125	955.806	206	992	216	JS3456XF	57	OMM19	69
912B	134	955.901	185	992.123	223	JS610VF	59	OMM20	69
913	148	955.902	185	992.183	219	JS611DF	58	OMM21	70
914	169	956.501	185	992.283	220	JS617K	56	OMM22	70
914B	169	956.601	188	992.383	217	JS641HM	60	OMM23	70
915	164-165	956.701	188	993.0	222	JS644D	56	OMM24	70
915B	164	956.702	188	998	335	JS711DF	58	OMM25	71
916	143	956.8	184	999.110.00	316	JS725VFR	57	OMM26	71
918	160-161	956.851	183	999.500.01	317	JS920CF	62	OMM27	71
921	136	956.852	183	BBS-001	330	JS922AF	60	OMM28	71
922.033B	198	957	168	BTS-002	338	JS922BF	61	OMM29	72
922A	150	958	165	CMT-Enlock1	324	JS922EF	60	OMM30	72
922B	150	959	179	CMT-TGA	325	JS922HF	57	OMS01	65
923.001	207	960	179	CMT10	314	JS922VF	58	OMS02	65
923A	151	961	182	CMT11	315	JS925VF	61	OMS03	65
924	151, 353	961.6	181	CMT200	319	JT101AO	50	OMS04	65
924.xxx.00	150	963	172	CMT300	320-321	JT101B	50	OMS05	66
924.xxx.10	150	964	172	CMT3000	322	JT101BF	51	OMS06	66
927	172	965	166, 175-177	CMT333	328-329	JT101BR	50	OMS07	66
935	145	965B	176	CMT334	330	JT101D	51	OMS08	66
935.001	145	966.501	197	CMT650	323	JT111C	49	OMS09	67
935.503	144	966.601	196	CMT656	327	JT118A	52	OMS10	67
935.990	144	966.602	196	CMT792	111	JT118B	52	OMS11	67
936	168	967.5B	186	CMT7E	313	JT119B0	49	OMS12	67
937	171	967.6B	186	CMT8E	312	JT123X	52	OMS13	68
938	174, 195	968	170	CMT900	326	JT127D	52	OMS14	68
939	173	970	193	DAF-001	341	JT141HM	51	OMS15	68
940	178	980.5	195	DAG-001	341	JT144D	49	OMS16	68
941	178	980.511	200	DET-001	331	JT218A	52	OMS17	69
944	178	980.512	200	DET-002	331	JT234X	51	OMS18	69
945	178	980.513	200	DET-002	331	JT244D	49	OMS19	69
947	179	980.521	195	DET-004	331	JT244DDC	49	OMS20	69
948	177	980.531	199	DHG-001	340	JT301CD	51	OMS21	70
948B	177	980.541	196	DMM-001	340	JT341HM	51	OMS22	70
949	163, 179	980.542	196	DSS	336	JT344D	50	OMS23	70
949B	163	980.551	197	FR2M	330	JT718BF	52	OMS24	70
950.001	147	980.561	201	GLAS/RTBRN	212	JT744D	50	OMS27	71
950.6	147	980.562	201	IMBALLO143	343	K	32	OMS29	72
951	163	980.571	201	JS1025VF	61	OMA30	72	OMS30	72
953	143	981.501	199	JS1110VF	59	OMA30000	72	PGC	318
954	181-182	981.511	200	JS1111DF	59	OMA31	64	PNL	209
955	152, 187	981.512	200	JS1111K	56	OMM01	65	PPJ-002	339
955.002	155	981.521	197	JS1120CF	62	OMM02	65	RCS	332-334
955.008	155	981.531	199	JS1122AF	60	OMM03	65	TMP	337
955.3	157	981.541	198	JS1122BF	61	OMM04	65	TMP-R12	337
955.302	157	990	189, 352	JS1122EF	60	OMM05	66		

SAW BLADES
JIG
SAW BLADES
SABRE
SAW BLADES
TOOLS FOR
MULTI-CUTTERS
TOOLS WITH BORE
& KNIVES
ROUTER BITS
& SETS
CNC ROUTER
CUTTER & CHUCKS
INDUSTRIAL
DOWEL DRILLS
BITS FOR HAND
POWER TOOLS
HOLE
SAW BLADES
POWER TOOLS
& ACCESSORIES
DISPLAY CABINETS
& SPARE PARTS

SAW BLADES
 JIG SAW BLADES
 SABRE SAW BLADES
 TOOLS FOR MULTI-CUTTERS
 TOOLS WITH BORE & KNIVES
 ROUTER BITS & SETS
 CNC ROUTER CUTTER & CHUCKS
 INDUSTRIAL DOWEL DRILLS
 BITS FOR HAND POWER TOOLS
 HOLE SAW BLADES
 POWER TOOLS & ACCESSORIES
 DISPLAY CABINETS & SPARE PARTS

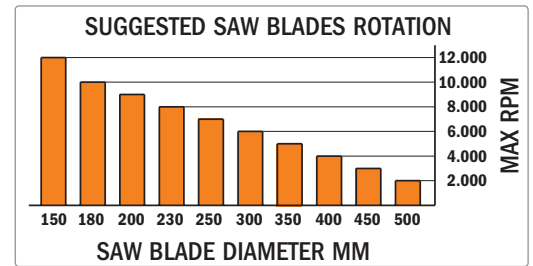


Conversion Table

Inch Decimals	Inch Fractions (x)						Millimeters					
	1/64	1/32	1/16	1/8	1/4	1/2	mm	1" + (x)	2" + (x)	3" + (x)	4" + (x)	5" + (x)
0.015625	1/64						0.397	25.400	50.800	76.200	101.600	127.000
0.031250		1/32					0.794	25.797	51.197	76.597	101.997	127.397
0.046875	3/64						1.191	26.194	51.595	76.994	102.394	127.794
0.062500			1/16				1.588	26.591	51.991	77.391	102.791	128.191
0.078125	5/64						1.984	26.988	52.388	77.788	103.188	128.588
0.093750		3/32					2.381	27.384	52.784	78.184	103.584	128.984
0.109375	7/64						2.778	27.781	53.181	78.581	103.981	129.381
0.125000				1/8			3.175	28.178	53.578	78.978	104.378	129.778
0.140625	9/64						3.572	28.575	53.975	79.375	104.775	130.175
0.156250		5/32					3.969	28.972	54.372	79.772	105.172	130.572
0.171875	11/64						4.366	29.369	54.769	80.169	105.569	130.969
0.187500			3/16				4.762	29.766	55.166	80.568	105.966	131.366
0.203125	13/64						5.159	29.766	55.562	80.962	106.362	131.762
0.218750		7/32					5.556	30.162	55.959	81.359	106.759	132.159
0.234375	15/64						5.953	30.559	56.356	81.756	107.156	132.556
0.250000					1/4		6.350	30.956	56.753	82.153	107.553	132.953
0.265625	17/64						6.747	31.353	57.150	82.550	107.950	133.350
0.281250		9/32					7.144	31.750	57.547	82.947	108.347	133.747
0.296875	19/64						7.541	32.147	57.944	83.344	108.744	134.144
0.312500			5/16				7.938	32.544	58.341	83.741	109.141	134.541
0.328125	21/64						8.334	32.941	58.738	84.138	109.538	134.938
0.343750		11/32					8.731	33.338	59.134	84.534	109.934	135.334
0.359375	23/64						9.128	33.734	59.531	84.931	110.331	135.731
0.375000				3/8			9.526	34.131	59.928	85.328	110.728	136.128
0.390625	25/64						9.922	34.528	60.325	85.725	111.125	136.525
0.406250		13/32					10.319	34.925	60.722	86.122	111.522	136.922
0.421875	27/64						10.716	35.322	61.119	86.519	111.919	137.319
0.437500			7/16				11.112	35.719	61.516	86.916	112.316	137.716
0.453125	29/64						11.509	36.116	61.912	87.312	112.712	138.112
0.468750		15/32					11.906	36.512	62.309	87.709	113.109	138.509
0.484375	31/64						12.303	36.909	62.706	88.106	113.506	138.906
0.500000					1/2		12.700	37.306	63.103	88.503	113.903	139.303
0.515625	33/64						13.097	37.703	63.500	88.900	114.300	139.700
0.531250		17/32					13.494	38.100	63.897	89.297	114.697	140.097
0.546875	35/64						13.891	38.497	64.294	89.694	115.094	140.494
0.562500			9/16				14.288	38.894	64.691	90.091	115.491	140.891
0.578125	37/64						14.684	39.291	65.088	90.488	115.888	141.288
0.593750		19/32					15.081	40.084	65.484	90.884	116.284	141.684
0.609375	39/64						15.478	40.884	65.881	91.281	116.681	142.081
0.625000				5/8			15.875	41.684	66.278	91.678	117.078	142.478
0.640625	41/64						16.272	42.484	66.675	92.075	117.475	142.875
0.656250		21/32					16.669	43.284	67.072	92.472	117.872	143.272
0.671875	43/64						17.066	44.084	67.469	92.869	118.269	143.669
0.687500			11/16				17.462	44.884	67.866	93.266	118.666	144.066
0.703125	45/64						17.859	45.684	68.262	93.662	119.062	144.462
0.718750		23/32					18.256	46.484	68.659	94.059	119.459	144.859
0.734375	47/64						18.653	47.284	69.056	94.456	119.856	145.256
0.750000					3/4		19.050	48.084	69.453	94.853	120.253	145.653
0.765625	49/64						19.447	48.884	69.850	95.250	120.650	146.050
0.781250		25/32					19.844	49.684	70.247	95.647	121.047	146.447
0.796875	51/64						20.241	50.484	70.644	96.044	121.444	146.844
0.812500			13/16				20.638	51.284	71.041	96.441	121.841	147.241
0.828125	53/64						21.034	52.084	71.438	96.838	122.238	147.638
0.843750		27/32					21.431	52.884	71.834	97.234	122.634	148.034
0.859375	55/64						21.828	53.684	72.231	97.631	123.031	148.431
0.875000				7/8			22.225	54.484	72.628	98.028	123.428	148.828
0.890625	57/64						22.622	55.284	73.025	98.425	123.825	149.225
0.906250		29/32					23.019	56.084	73.422	98.822	124.222	149.622
0.921875	59/64						23.416	56.884	73.819	99.219	124.619	150.019
0.937500			15/16				23.812	57.684	74.216	99.616	125.016	150.416
0.953125	61/64						24.209	58.484	74.612	100.012	125.412	150.812
0.968750		31/32					24.606	59.284	75.009	100.409	125.809	151.209
0.984375	63/64						25.003	60.084	75.406	100.806	126.206	151.606
								60.884	75.803	101.203	126.603	152.003

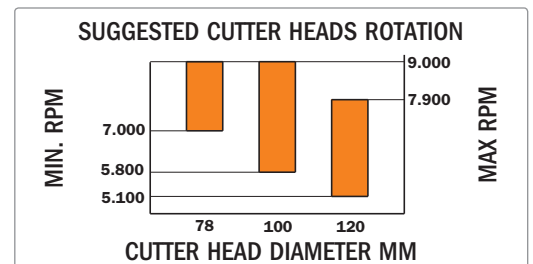
Saw blade safety

- ALWAYS** thoroughly check all blades for damage and flaws before using. Do not use blades with missing or damaged teeth.
- ALWAYS** wear safety glasses and ear protection when using power tools.
- ALWAYS** thoroughly read the owners manual and manufacturer's instructions before working with tools.
- ALWAYS** use a fence and splitter when using the table saw. Do not make freehand cuts.
- ALWAYS** use pusher blocks or a pusher stick, especially when working with small or narrow pieces.
- ALWAYS** unplug your saw before cleaning or adjusting the tool, or before making blade changes.
- ALWAYS** keep your tools sharpened, clean and stored in a safe place to avoid breakage and accidents and to extend the life of your bits and blades.
- ALWAYS** feed the work against the rotation of the blade on table saws.
- ALWAYS** be sure your workpiece is completely supported, before and after the cut.
- NEVER** remove guards from radial arm saws and miter saws.
- NEVER** remove the splitter or anti-kickback devices from table saws.
- NEVER** use dull or damaged blades.
- NEVER** use blades with missing or chipped teeth.
- NEVER** force the cut or overload the saw.
- NEVER** change blades with the saw plugged in.
- NEVER** make adjustments to any saw while the blade is turning.



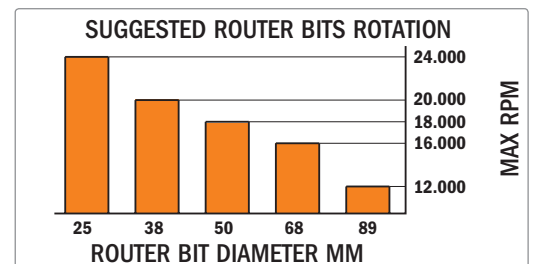
Cutter head safety

- ALWAYS** thoroughly check all cutters for damage and flaws before using.
- ALWAYS** wear safety glasses and ear protection when using power tools.
- ALWAYS** thoroughly read the owners manual and manufacturer's instructions before working with tools.
- ALWAYS** use guards that were supplied with your shaper.
- ALWAYS** use a fence with your shaper. Do not make freehand cuts.
- ALWAYS** use pusher blocks, especially when working with small or narrow pieces.
- ALWAYS** unplug your shaper before cleaning or adjusting the tool, or before making cutter or knife changes.
- ALWAYS** be sure the spindle nut is tight before plugging in the shaper.
- ALWAYS** check that knives are properly and securely installed in the cutterhead when using interchangeable-knife systems.
- ALWAYS** keep your tools sharpened, clean and stored in a safe place to avoid breakage and accidents and to extend the life of your bits and blades.
- ALWAYS** feed the work against the rotation of the knives.
- ALWAYS** be sure your workpiece is completely supported, before and after the cut.
- NEVER** remove guards or any other safety devices from your shaper.
- NEVER** use dull or damaged knives.
- NEVER** force the cut or overload the shaper.
- NEVER** change cutters or knives or make adjustments with the shaper plugged in.
- NEVER** make adjustments to the shaper while the cutter is turning.



Router bits safety

- ALWAYS** thoroughly check all tools for possible flaws before using.
- ALWAYS** wear safety glasses and ear protection.
- ALWAYS** thoroughly read the owners manual and manufacturer instructions before using.
- ALWAYS** check that at least 75% of the shank is securely inserted into the collet of the router.
- ALWAYS** use template guide collars when possible to absorb lateral bit deflection.
- ALWAYS** use a fence when working on the router table.
- ALWAYS** reduce the router speed when working with larger diameter bits.
- ALWAYS** keep your fence adjusted so there is some clearance between the bearing guide and the workpiece.
- ALWAYS** take care to remove large quantities of stock (cross section > 10mm) in more than one run.
- ALWAYS** keep your tools sharpened, clean and stored in a safe place to avoid breakage and accidents and to extend the life of your bits and blades.
- NEVER** use dull or defective, even suspiciously defective, tools.
- NEVER** force the shank entirely into the collet (bottoming out). Leave about a 3,2mm (1/8") space from the bottom.
- NEVER** force the bit into your router or overload the router.



Explanation of symbol



Tungsten carbide tipped



Solid tungsten carbide



High speed steel



Alloyed tools steel



High-alloyed tool steel



High performance steel



High carbon steel



Bimetal



High speed steel



TiN coated bimetal with 8% cobalt teeth



Cermet Carbide



Insert carbide



Carbide grit



Polycrystalline diamond



Polycrystalline diamond



Diamond grit



One cutting edge



One + one cutting edges



Two cutting edges



Two + one cutting edges



Two + two cutting edges



Three cutting edges



Three + three cutting edges



Three cutting edges with chipbreaker



Four cutting edges



Twelve cutting edges



One spur



Two spur



Four spur



Right-hand rotation



Left-hand rotation



Right-hand & Left-hand rotation



Antikick-back



Radial relief



Tool with plunging capacity



Axial angle



Mechanical feed



Manual feed



Grooving, sizing



Rebating



Sloting



Non-axial boring



Spiral boring



Tool with bearing



Plastic box for cutter head



Plastic carry case for saw blades



Clamshell carry case for saw blades



Cardboard box for saw blades



Industrial Thin-kerf blade



ORANGE CHROME



High-Density Carbide



XTREME
High performance tool



Non-Stick Orange Shield Coating™



Shear Angle Grind



Saw blade with dampening slots with fill



Saw blade with dampening slots without fill



Warning



Not for hand held use for router table only



Wear safety shoes



Wear five finger gloves



Wear safety glasses



Wear ear protection



Wear dust mask



Wear safety helmet

Conditions of trading

PREMISE

C.M.T. products are the result of technological innovation achieved through continuous research applied on a vast scale. Drawings, technical data, photos of the products and packaging are supplied for the sole purpose of informing the customer and are not binding in any manner. **C.M.T.** may undertake, when necessary, modifications and improvements without applying these innovations to the parts already supplied. The operational tolerances conform to technical standards that are acceptable for this range of tools.

ACCEPTANCE OF THE CONTRACT

All orders for our products are meant to be accepted at the price and sale conditions that are legally in force at the date of delivery. Every order will be treated and supplied according to the following general sale conditions. By placing an order or accepting an offer, the customer accepts, without any reservations, all conditions expressly mentioned hereafter. Any other derogation will only be accepted upon written consent by **C.M.T.** All other cases not contained within these conditions will fall under the Italian Civil Code. Offers and order confirmations will be processed according to stock availability. Any order, even those taken by our representative agents, will be subject to our acceptance, which could also be a partial one. We will notify the acceptance of any order by an order confirmation in which we will indicate all details pertaining to the items purchased, their price and expected delivery date. Therefore, we will not be able to accept any modification after three working days from the date of receipt.

MINIMUM AMOUNT ACCEPTABLE

C.M.T. will only be able to accept and process orders for a minimum net amount of € 100,00. In case of acceptance of the order, we will add € 15,00 for shipping and handling.

PRICES

The prices stated in **C.M.T.'s** quotation and price lists are gross and are intended to be "ex-works". Prices and VAT will be those in force at the date of shipping. To the best of our knowledge, the prices indicated in our catalogues, price lists and order confirmations are correct. However, **C.M.T.** cannot be held legally liable for reserving the right to change prices without notification in line with the manufacturer's cost increases.

DELIVERY

Delivery dates in the order confirmation are given as an indication of the estimated delivery time. They have to be considered as reliable only in case of normal operating conditions, and there shall be no liability on the part of the Seller for any failure to deliver due to causes beyond the Seller's control. **C.M.T.** will also not be able to accept any cancellation of existing orders which were not delivered in time due to external impediments. Standard products will be shipped within five working days from receipt of the order.

SHIPPING AND HANDLING

The packing of our products will be charged on the final invoice, while shipping is "ex-works" from our factory at Chiusa di Ginestreto (Pesaro). All products supplied by **C.M.T.** travel at the customer's own risk. **C.M.T.** retains the right to charge freight costs on the invoice in case of value under the minimum amount acceptable of €100,00. **C.M.T.** will not be held responsible for any damage, theft or tampering that might occur during transport, and for which the forwarder will be legally liable according to article 1693 of the Civil Code. The customer, for his part, will have to check the goods at the moment of receipt and, in case any anomaly or damage is found, he will have to apply for a refund to be addressed to the forwarder.

PAYMENT

Cash payments can only be accepted for purchases done directly at the **C.M.T.** factory located in Chiusa di Ginestreto (Pesaro) in accordance with article 1182, sub-section 3 of the Civil Code, or upon delivery of the goods provided there is a written agreement between the parties. Deferred methods of payment will have to be previously agreed with the Seller. In this case, if one or more instalments are not paid, the agreement will automatically expire according to article 1186 of the Civil Code. A delay in payment, even partial, will automatically incur interest in the amount of an extra 5% to be charged to the customer's account. In case of non payment, **C.M.T.** reserves the right to suspend any further supply of its products.

WARRANTY

All professional tools by **C.M.T.** are manufactured according to high standards of technology and are therefore warranted against any possible defect. This warranty does not cover damage or tampering which can be ascribed to inappropriate use. It is also not applicable for tools that have been re-sharpened. This warranty does not cover the possible injuries resulting from inappropriate use of defective tools. **C.M.T.** will repair or replace any goods which the buyer shall prove to have been defective in material or workmanship upon analysis by its technical department. Any complaint must be communicated within fifteen days from receipt of the goods together with a written form in which the customer provides a detailed description of the defect. Any return of tools will only be accepted upon authorisation by **C.M.T.** and the freight will be at the customer's own expense.

OWNERSHIP RIGHTS

All rights are reserved in accordance with Italian law and with international agreements, and the whole or any part of this catalogue may not be reproduced in any way or form.

PLACE OF JURISDICTION

For any legal matter the place of jurisdiction is Pesaro. All contracts, even those made with foreign Buyers or for goods to be sent abroad, are regulated by Italian legislation.



C.M.T. UTENSILI S.p.A.

Via della Meccanica
61122 Pesaro - Fraz. Chiusa di Ginestreto - Italia

Tel. #39 0721 48571
Fax #39 0721 481021
e-mail info@cmtutensili.com

www.cmtutensili.com

ORDER NO. 03.60.3006

